

Product data sheet

Specifications



3-phase control relay, Harmony Control Relays, 5A, 1CO, undervoltage detection, 208...480V AC

RM17TU00

Product availability: Stock - Normally stocked in distribution facility

Main

Range of Product	Harmony Control Relays
Relay Type	Multifunction control relay
Relay name	RM17TU
Product or Component Type	3-phase control relay
Relay monitored parameters	Undervoltage detection Phase sequence Phase failure detection
Control Type	Without test button
Contacts type and composition	1 C/O
[Uc] control circuit voltage	208...480 V
Product Specific Application	For 3-phase supply

Complementary

[Us] rated supply voltage	, self-powered
Supply voltage limits	183...528 V AC
Supply frequency	50/60 Hz +/- 10 %
Power consumption in VA	0...22 VA 400 V AC 50 Hz
Measurement range	208...480 V AC
Measurement voltage limits	183...528 V AC
Maximum measuring cycle	150 ms measurement cycle as true rms value
Threshold adjustment voltage	2...20 % of Un selected -2...-12 % in the range 208 V AC -2...-17 % in the range 220 V AC
Hysteresis	2 %
Repeat accuracy	0.5 % input and measurement circuit 3 % time delay
Measurement error	< 0.05 %/°C with temperature variation < 1 % over the whole range with voltage variation
Time delay type	Adjustable 0.1...10 s, +/- 10 % of the full scale value Tt- time delay upon fault
Reset time	1500 ms time delay
Response time	< 200 ms (in the event of a fault)
Power on Delay	650 ms
Output contacts	1 C/O

Price is "List Price" and may be subject to a trade discount – check with your local distributor or retailer for actual price.

nominal output current	5 A
Maximum switching voltage	250 V AC
Switching capacity in VA	1250 VA
Minimum switching current	10 mA 5 V DC
Maximum switching current	5 A AC 5 A DC
Electrical durability	100000 cycles
Mechanical durability	30000000 cycles
Utilisation category	AC-12 IEC 60947-5-1 AC-13 IEC 60947-5-1 AC-14 IEC 60947-5-1 AC-15 IEC 60947-5-1
Control circuit voltage limits	- 12 % + 10 % Un
Control circuit frequency	50...60 Hz +/- 10 %
Phase failure sensitivity	0.7 Un

Environment

Electromagnetic compatibility	Emission standard for industrial environments conforming to IEC 61000-6-4 Emission standard for residential, commercial and light-industrial environments conforming to IEC 61000-6-3 Immunity for industrial environments conforming to IEC 61000-6-2
Standards	IEC 60255-1
Product Certifications	GL GOST UL C-tick CSA
Marking	CE
Directives	73/23/EEC - low voltage directive 89/336/EEC - electromagnetic compatibility
Ambient Air Temperature for Storage	-40...158 °F (-40...70 °C)
Ambient air temperature for operation	-4...122 °F (-20...50 °C)
Relative humidity	95 % 131 °F (55 °C) IEC 60068-2-30
Vibration resistance	0.35 mm (f= 5...57.6 Hz) conforming to IEC 60068-2-6 1 gn (f= 57.6...150 Hz) conforming to IEC 60255-21-1
Shock resistance	15 gn 11 ms IEC 60255-21-1
IP degree of protection	IP20 IEC 60529 terminals) IP30 IEC 60529 casing)
Pollution degree	3 IEC 60664-1
Overvoltage category	III conforming to IEC 60664-1
Dielectric test voltage	2 kV AC 50 Hz, 1 min IEC 60255-5
Insulation resistance	> 500 MOhm 500 V DC IEC 60255-5
[Ui] rated insulation voltage	400 V IEC 60664-1
Operating position	Any position without derating
Connections - terminals	Screw terminals, 1 x 0.5...1 x 4 mm ² 20 AWG...11 AWG) solid without cable end Screw terminals, 2 x 0.5...2 x 2.5 mm ² 20 AWG...14 AWG) solid without cable end Screw terminals, 1 x 0.2...1 x 2.5 mm ² 24 AWG...12 AWG) flexible with cable end Screw terminals, 2 x 0.2...2 x 1.5 mm ² 24 AWG...16 AWG) flexible with cable end
Tightening torque	5.3...8.9 lbf.in (0.6...1 N.m) IEC 60947-1

Housing material	Polycarbonate
Local signalling	LED (green) for power ON LED (yellow) for relay ON
Mounting support	35 mm symmetrical DIN rail conforming to IEC 60715
Safety reliability data	MTTFd = 502.2 years B10d = 470000
Height	3.5 in (90 mm)
Width	0.7 in (17.5 mm)
Depth	2.8 in (72 mm)
Product Weight	0.18 lb(US) (0.08 kg)

Ordering and shipping details

Category	US10CP222380
Discount Schedule	0CP2
GTIN	3389119405096
Returnability	Yes
Country of origin	ID

Packing Units

Unit Type of Package 1	PCE
Nbr. of units in pkg.	1
Package 1 Height	1.102 in (2.800 cm)
Package 1 Width	3.150 in (8.000 cm)
Package 1 Length	3.780 in (9.600 cm)
Package weight(Lbs)	3.034 oz (86.000 g)
Unit Type of Package 2	S02
Number of Units in Package 2	48
Package 2 Height	5.906 in (15.000 cm)
Package 2 Width	11.811 in (30.000 cm)
Package 2 Length	15.748 in (40.000 cm)
Package 2 Weight	10.379 lb(US) (4.708 kg)

Contractual warranty

Warranty (in months)	18
-----------------------------	----



Environmental Data

Schneider Electric aims to achieve Net Zero status by 2050 through supply chain partnerships, lower impact materials, and circularity via our ongoing “Use Better, Use Longer, Use Again” campaign to extend product lifetimes and recyclability.

[Environmental Data explained >](#)

[How we assess product sustainability >](#)



Environmental footprint

Total lifecycle Carbon footprint	99 kg CO2 eq.
Carbon footprint of the manufacturing phase [A1 to A3]	3 kg CO2 eq.
Carbon footprint of the distribution phase [A4]	0.4 kg CO2 eq.
Carbon footprint of the installation phase [A5]	0 kg CO2 eq.
Carbon footprint of the use phase [B2, B3, B4, B6]	95 kg CO2 eq.
Carbon footprint of the end-of-life phase [C1 to C4]	0.4 kg CO2 eq.
Environmental Disclosure	Product Environmental Profile

Use Better



Materials and Substances

Packaging made with recycled cardboard	Yes
Packaging without single use plastic	Yes
SCIP Number	Ba9cbb5b-722a-41d2-b7d0-f60d5f3f104d
EU RoHS Directive	Compliant By Exemption
REACH Regulation	Reference contains Substances of Very High Concern above the threshold
California proposition 65	WARNING: This product can expose you to chemicals including: Lead and lead compounds, which is known to the State of California to cause cancer and birth defects or other reproductive harm. For more information go to www.P65Warnings.ca.gov

Use Longer



Lifetime extension

Repair	No
--------	----

Use Again



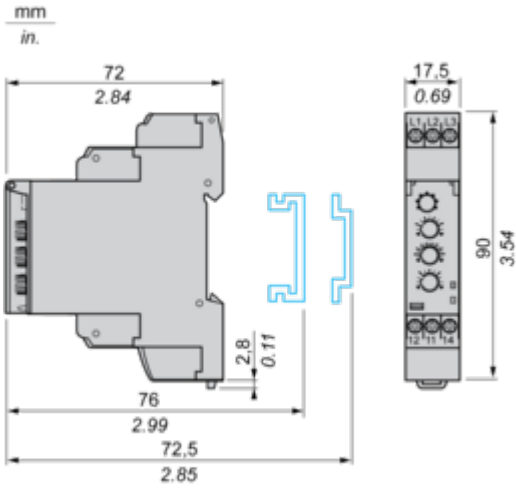
Repack and remanufacture

Recyclability potential, in %	0
Circularity Profile	End of Life Information
Take-back	No

Dimensions Drawings

Multifunction 3-Phase Supply Control Relays

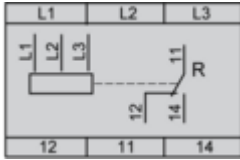
Dimensions and Mounting



Connections and Schema

Multifunction 3-Phase Supply Control Relays

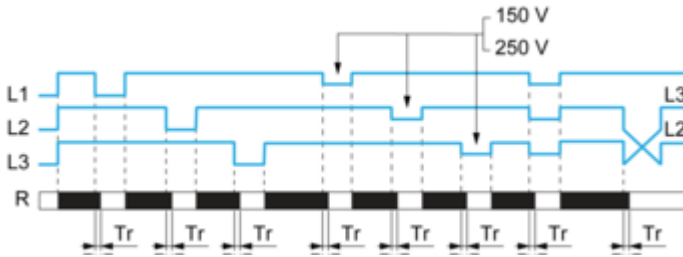
Wiring Diagram



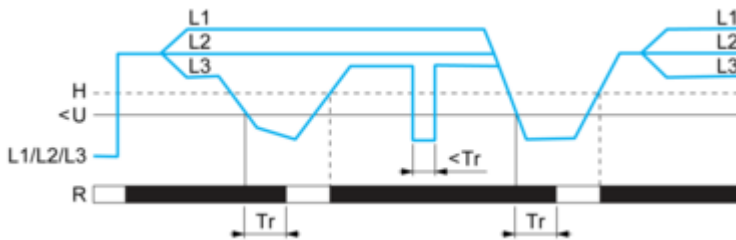
Technical Description

Function Diagrams

Phase Sequence Control and Phase failure Detection



Undervoltage Control

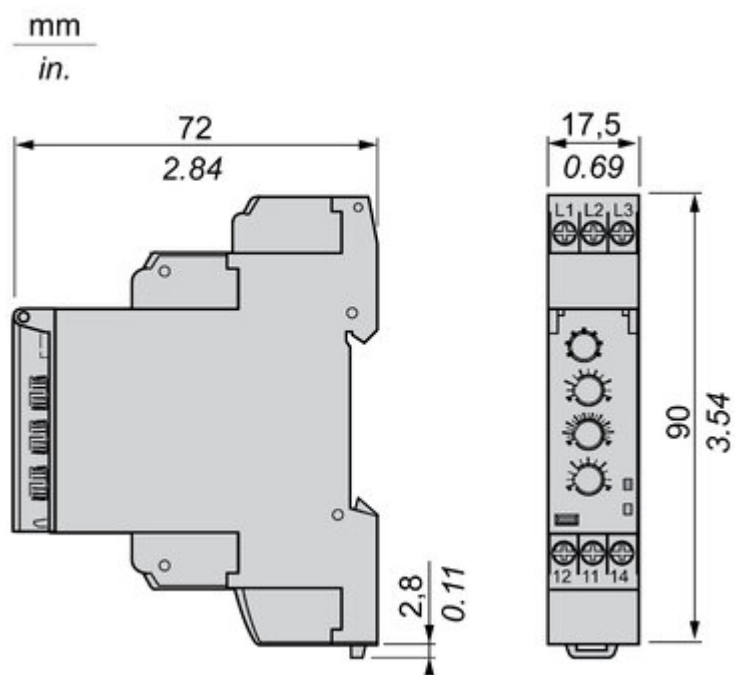


Legend

- Tr : Response time after cross the threshold
- $U<$: Undervoltage threshold
- L1, L2, L3 : Phases of the supply voltage monitored
- R : Relay output 11-12/11-14, 21-22/21-24
- H : Hysteresis
- Relay status : black color = energized.

Technical Illustration

Dimensions



Offer Marketing Illustration

Product benefits / Features



Features

Harmony Control Relay

- 

Wide monitoring parameters (phase, current, voltage, liquid level, frequency, speed, temperature, and pump control) to meet your application needs.
- 

True RMS measurement that minimizes the possibility of unexpected trips from highly polluted networks (except RM17TG and RM22TG)
- 

Experience unprecedented accuracy, predictive maintenance, and superior security.
- 

Green Premium labelled products, promising compliance with the latest regulations, transparency on environmental impacts, as well as circular and low-CO₂ product
- 

Compatible with a wide range of applications, such as hoisting, packaging, lifts, textile, pumping, and water.

Offer Marketing Illustration

Product benefits / Features

Technical Benefits

Harmony Control Relay

Compliant with IEC 60255-1 standard, and a wide array of product certifications such as UL, CE, CSA, EAC.

Different product width to meet your needs:
17.5 mm/0.69 in.,
22.5 mm/0.88 in.,
35 mm/1.38 in.

Diagnostic button to check downstream circuit immediately, shorten the commission and troubleshooting time

Dust and unintended human intervention avoided thanks to the IP50 lead-sealable settings protection cover.

A Dial-Pointer LED indicator that enhances ease of operation in difficult environments such as dusty or low-light conditions



Image of product / Alternate images

Alternative








Image of product in real life situation

