Catalog | March 2026

Altivar Soft Starter ATS130

Soft starters for simple machines from 11 to 55 kW/*10 to 75 HP*

www.se.com

Life Is On | Schneider Electric

Quick access to product information

Get technical information about your product



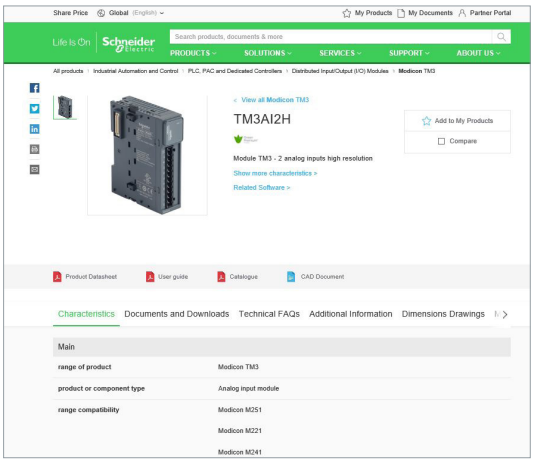

Each commercial reference presented in a catalog contains a hyperlink. Click on it to obtain the technical information of the product:

- Characteristics, Dimensions and drawings, Mounting and clearance, Connections and schemas, Performance curves
- Product image, Instruction sheet, User guide, Product certifications, End of life manual

Find your catalog

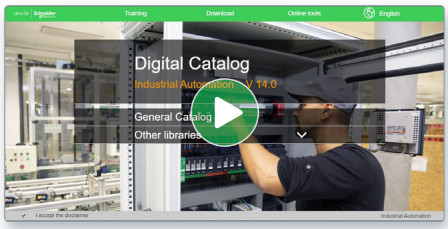

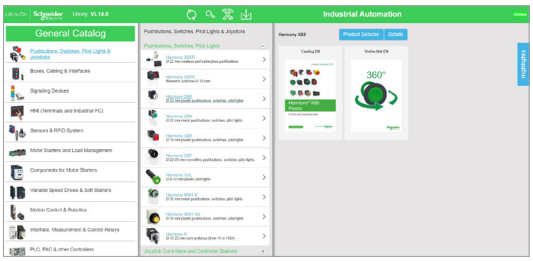

> With just 3 clicks, you can access the Industrial Automation and Control catalogs, in both English and French

> Consult digital automation catalogs at Digi-Cat Online

- Up-to-date catalogs
- Embedded product selectors, 360° pictures
- Optimized search by commercial references

Select your training

> Find the right Training for your needs on our Global website

> Locate the training center with the selector tool, using this link

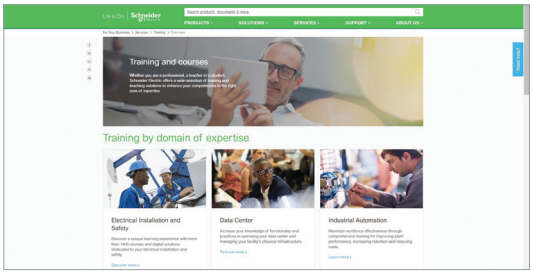

Life Is On | Schneider Electric

mySchneider, your personalized digital experience

Access an all-in-one customized online experience and benefit from tailored business services, resources, and tools to efficiently support your business operations.

- **Efficiency:** In just a few clicks, find all the information and support you need to get the job done.
- **Simplicity:** Use a single login to access all business services, in one place, available 24/7. You no longer need to log in to multiple platforms.
- **Personalization:** Benefit from content, tools, and business services tailored to your activity, and customize your landing page based on your preferences.

Watch the How-to Videos

Order management

> Select Products and Add to Cart
> Check for Products' Price and Availability
> Order Products with Generic Commercial References

Product information

> Find a Product Data Sheet and Related Documents
> Select Products and Add to Cart
> Stay Up to Date on the Status of My Products

Support

> Get Quicker Answers Thanks to Online Support

Training

> Access Trainings Dedicated to My Activity

Create your account

Life Is On | Schneider Electric

Digital tools to select your Altivar Soft Starter ATS130 solution

Product selector for ATS130

- Easy selection of the ATS130 commercial reference
- Expand it with options and accessories
- Get the Bill of Material in standard format
- Drop it into the product cart
- Access technical information and documentation

Scan or click on the QR code

EcoStruxure™ Motor Control Configurator

- From your application, select your soft starter reference
- Expand it with coordinated combination, options, and accessories
- Convert into the Bill of Material and add the product to the cart
- Directly access product documentation
- Save, rework, share your solution with unique ID

Scan or click on the QR code

EcoStruxure™ Motor Management Design

- From your project, perform electrical design calculation
- Compare direct-on-line, soft starter, and variable speed drive
- Verify starting feasibility from mechanical standpoint
- Verify that power factor and harmonics levels objectives are met
- Build a complete Motor Management solution: circuit breakers, soft starters, drives, contactors, MCC panels, power quality monitoring
- Get a summary report with calculations and recommended offers

Scan or click on the QR code

Life Is On | Schneider Electric

Altivar

Discover Altivar

Soft starters and variable speed drives for industry

Discover a wide range of variable speed drives and soft starters for industry offering a powerful and reliable combination for your motor control solutions up to 20 MW. Starting from compact products to custom-engineered solutions, they are developed to the highest quality level to meet your needs in various applications, such as industrial processes, machines or buildings.

Explore our offer

- Altivar Process
- Altivar Machine
- Altivar HVAC
- Altivar Soft Starters
- Altivar Low Voltage AC Industry - Specialized Drives

Life Is On | Schneider Electric

Environmental Data Program

Enhance sustainability with Altivar™ Soft Starter ATS130

Superior environmental performance thanks to upgradability solutions

Altivar™ Soft Starter ATS130 is **RoHS** and **REACH** compliant

- Transparent environment information
- Life Cycle Analysis, compliant with ISO 14025
- Circular instructions

Altivar™ Soft Starter ATS130 brings key benefits to help you achieve superior upgradable performance by enhancing its monitoring functions and its starting capabilities by combination with other hardware components.

Upgradeable to a soft motor starter solution

Altivar Soft Starter ATS130 can easily be integrated with the matching TeSys Deca circuit breaker.

The result is a compact soft motor starter assembled in a single block, covering short-circuit protection, motor thermal protection, phase loss and phase unbalance protection, along with soft start and stop functions.

Benefits

- High starting capabilities
- Optimized motor starter architecture
- Reduced integration time and cost
- Preventive maintenance free
- Compliance with harsh industrial environments
- Compatible with low-depth cabinets

Experience our offer

Best-in-class starting capabilities

Altivar Soft Starter ATS130 achieves one of the widest duty cycles of its category, helping to ensure a better machine start availability.

The optional fan upgrades the operating cycles/hour, multiplying it by up to 2 compared to natural convection, thus avoiding the need to oversize your soft starter selection for stringent applications.

Preventive maintenance free

The EverLink™ power terminals of ATS130 help to ensure a tight connection over time, retightening campaign are no longer required each year, thanks to the patented creep compensation system integrated in.

For control wires, a spring control terminal provides lifetime connection pressure also.

Robust in uncontrolled industrial environments

Altivar Soft Starter ATS130 withstands harsh industrial environments as it complies with chemical class 3C3 and mechanical class 3S3 according to IEC 60721-3-3 Ed. 2002 without salt mist.

In a warmer than expected cabinet, the overheat monitoring function will help to prevent excessive starting numbers, and internal diagnosis will report a detected error through a front face LED.

General contents

Altivar Soft Starter ATS130

Altivar Soft Starter selection guide . . . . . *page 4*

- **General presentation**
- **Altivar Soft Starter ATS130 presentation**
  - The offer ..... *page 11*
  - Description ..... *page 12*
- **Selection criteria**
  - Selection criteria for Altivar Soft Starter ATS130 ..... *page 13*
  - References
    - ATS130 in-line, motor power in kW ..... *page 14*
    - ATS130 in-line, motor power in HP ..... *page 14*
    - Breakdown of ATS130 reference ..... *page 14*
    - Options ..... *page 15*
  - Service cycle capabilities ..... *page 16*
  - Verification of ATS130 capabilities according to machine cycle ..... *page 17*
- **Type of coordination**
  - Presentation ..... *page 19*
  - IEC 60947-4-1 and 60947-4-2 coordination tables ..... *page 20*
  - UL 60547-4-1 and UL 60947-4-2 coordination tables ..... *page 21*
  - References and selection tables ..... *page 22*
- **Dimensions** ..... *page 23*
- **Field services** ..... *page 24*
- **Product reference index** ..... *page 29*

EcoStruxure™

Innovation At Every Level

To be competitive in today's digital era, machine builders must be innovative. Smart machines, those that are better connected, more flexible, more efficient, and safe, are enabling machine builders to innovate in ways never before possible.

EcoStruxure, Schneider Electric's open, IoT-enabled architecture and platform, offers powerful solutions for the digital era. As part of this, EcoStruxure Machine brings powerful opportunities for machine builders and OEMs, empowering them to offer smart machines and compete in the new, digital era.

EcoStruxure Machine brings together key technologies for product connectivity and edge control on premises, and cloud technologies to provide analytics and digital services.
EcoStruxure Machine helps you bring more innovation and added value to your customers throughout the entire machine life cycle.

Innovation at Every Level for Machines is full systems across three layers:

– Connected products
Our connected products for measuring, actuating, device level monitoring, and control adhere to open standards to provide unmatched integration opportunities and flexibility
– Edge Control
We are IIoT-ready with a proven set of tested and validated reference architectures that enable the design of end-to-end open, connected, and interoperable systems based on industry standards. Ethernet and OPC UA facilitates IT/OT convergence meaning machine builders reap benefits from web interfaces and cloud.
– Apps, Analytics & Services
Seamless integration of machines to the IT layer allows the collection and aggregation of data ready for analysis – for machine builders and end users alike this means increased uptime and the ability to find information faster for more efficient operations and maintenance.

These levels are completely integrated from shop floor to top floor. And we have cloud offers and end-to-end cybersecurity wrapped around.

EcoStruxure Machine makes it easier for OEMs/machine builders to offer their customers smarter machines. The advent of smart machines is driven by the changing needs of end users:
– Evolving workforce
– Reducing costs
– Dynamic markets
– Shorter life cycles
– Prioritizing functional safety and cybersecurity

EcoStruxure Machine provides one solution for the whole machine life cycle:
– With Smart Design & Engineering the time to market is reduced by up to 30% using our automated engineering and the simulation capabilities
– During Commissioning & Operation of the machine, resources such as energy, material and loss can be improved, and with seamless integration to the IT world efficiency can be improved by up to 40%
– Smart Maintenance & Services reduces the time for corrective actions up to 50%

EcoStruxure™ Machine

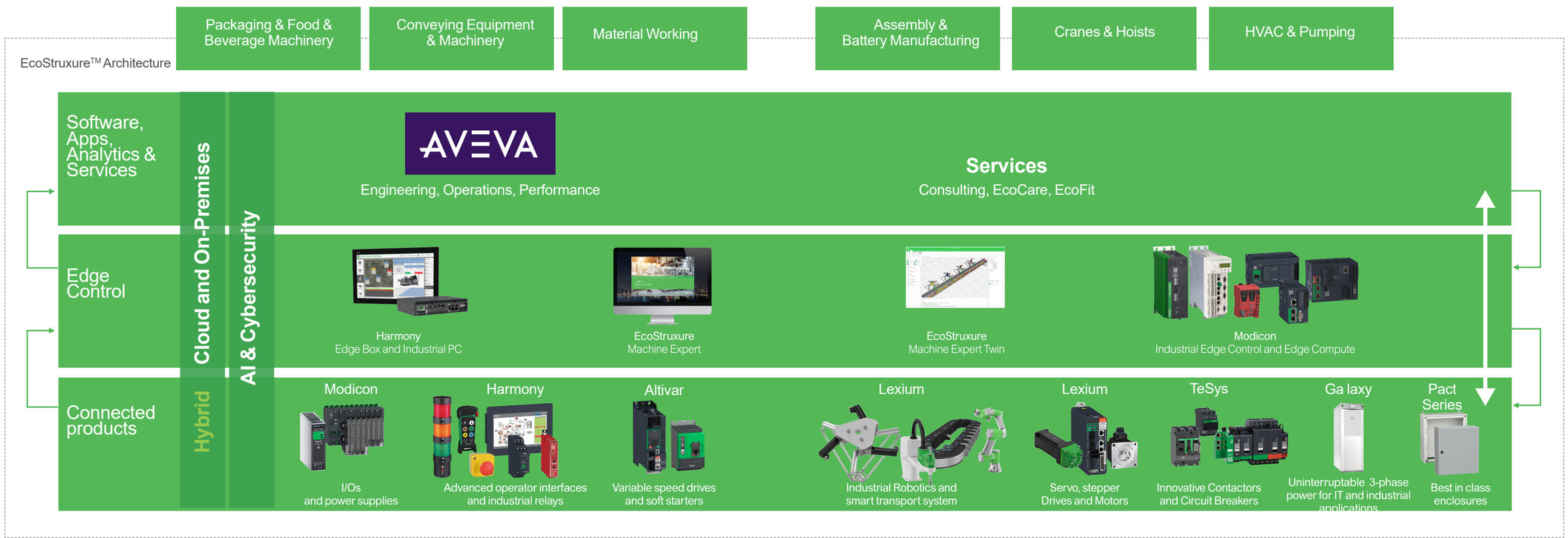

©2025 Schneider Electric. Schneider Electric, Aveva, EcoStruxure, and Life Is On | Schneider Electric are trademarks of Schneider Electric SE, its subsidiaries, and affiliated companies.

Altivar Soft Starter

Soft starters for asynchronous motors

Altivar Soft Starter ranges

Market segments			**Simple machines**			**Industrial machines**		
Applications			**Simple starting**	**Simple starting and stopping**		**Controlled starting and stopping of pumps, fans, compressors, agitators, mixers, conveyors**	**Simple starting and stopping of pumps and fans**	
Operational voltage range Ue (V)			**110…480**	**200…480**	**200…480**	**208...600**	**230…440**	**208…600**
Operational current range Ie (A)			**3…25**	**6…32**	**38…105**	**17...590**	**17…590**	**17…590**
Power range	**For 50…60 Hz line supply (kW/*HP*)**		**0.37…11/*0.5…15***	**0.75…15/*1…20***	**11…55/*10…75***	**4...400/*3...500***	**4…355**	**4…400/*3…500***
	Single-phase	110…230 V (kW)	0.37…2.2	–				
	Three-phase	200…240 V (kW/*HP*)	–	0.75…7.5/*1…10*	–			
		200…480 V (kW/*HP*)	0.37…11/*0.5…15*	–				
		208 V (*HP*)	–		10…30	3...150	–	*3…150*
		230…240 V (kW/*HP*)	–		11…30/*10…40*	4...160/*5...200*	4…160/–	4…160/*5…200*
		380…440 V (kW)	1.1…11	1.5…15	18.5…55	7.5...355	7.5…355	7.5…355
		460…480 V (*HP*)	*0.5…15*	*2…20*	*25…75*	10...400	–	*10…400*
		500…525 V (kW)	–			9...400	–	9…400
		575 V (*HP*)	–			15...500	–	*15…500*
Motor control	Operating cycle		–		Normal duty			
	Current limiting		–			500% current rating (700% rated motor current)	350% current rating	
	Boost		–		Yes		–	
	Type of control		Configurable voltage ramp			Torque control (TCS = Torque Control System), voltage control	Configurable voltage ramp	
	Deceleration		Voltage ramp			Torque ramp, voltage ramp	Voltage ramp	
	Braking		–					
	Number of controlled phases		1	2			3	
	Connection inside the motor delta		–				Yes	–
	Bypass		Integrated					
Functions	Thermal protection		External			Electronic embedded, or with PTC 1/3 resistors in series, 2 wires	Electronic embedded, or with PTC	
	Other protections		–		Soft starter overheating	Underload, overload, motor phase loss, line phase inversion, motor phase inversion, excessive acceleration time, current overload, ground leakage, undervoltage, overvoltage, unbalance, time before restart.	Underload, overload, motor phase loss, line phase inversion, excessive acceleration time, current overload, ground leakage	
	Safety functions		–					
	Cybersecurity		–			Yes	–	
	Condition monitoring		–			Energy, power consumption, power quality Soft starter: fan(s), bypass relays	Energy, power consumption	
	Application functions		–			Preheating, smoke extraction, voltage boost	Second motor set, voltage boost	
Communication	Embedded		–			Modbus serial link (RJ45), Modbus serial link (open style)	Modbus serial link	
	Option modules		–					
Configuration and runtime tools			2 potentiometers	3 potentiometers		Integrated plain text display terminal, graphic display terminal (optional), DTM (device type manager), SoMove software	7-segment display, SoMove software	
Number of I/O	Analog inputs		–			PTC 1/3 resistors in series, 2 wires	1 PTC probe	
	Digital inputs		–	3		4	3	
	Analog outputs		–			1	–	
	Digital outputs		–	1		–		
	Relay outputs		–	1		2	2	
Standards and certifications			IEC/EN 60947-4-2 CE, UL, CSA, C-Tick, CCC		IEC/EN 60947-4-2 CE, UL, CCC, UKCA, EAC, RCM	IEC/EN 60947-4-2, EMC class A, CE, cULus, UKCA, RCM, CCC, REACH, RoHS	IEC/EN 60947-4-2, EMC class A CE, UL, CSA, C-Tick, GOST, CCC	
References			**ATS01N1●●●●**	**ATS01N2●●●●**	**ATS130N2●●●LT**	**ATS430●●●S6**	**ATS22●●●Q**	**ATS22●●●S6●**

More technical information on www.se.com

Altivar Soft Starter

Soft starters for asynchronous motors

Altivar Soft Starter ranges

Market segments			**Process and infrastructure, demanding machines**	
Applications			**Controlled starting and stopping of pumps, fans, compressors, agitators, mixers, grinders, crushers, refiners, conveyors, lifting screws, presses**	
Operational voltage range Ue (V)			**208…690**	
Operational current range Ie (A)			**17…1,200**	
Power range	**For 50…60 Hz line supply (kW/*HP*)**		**4…900/*3…1,200***	
	Three-phase	208 V (*HP*)	*3…400*	
		230…240 V (kW/*HP*)	4…355/*5…450*	
		380…440 V (kW)	7.5…710	
		460…480 V (*HP*)	*10…1,000*	
		500…525 V (kW)	9…800	
		575 V (*HP*)	*15…1,200*	
		660…690 V (kW)	11…900	
Motor control	Operating cycle		Normal duty and heavy duty	
	Current limiting		500% current rating (700% rated motor current)	
	Boost		Yes	
	Type of control		Torque control (TCS = Torque Control System), voltage control	
	Deceleration		Torque ramp, voltage ramp	
	Braking		Yes	
	Number of controlled phases		3	
	Connection inside the motor delta		Yes	Yes, with embedded wiring diagnostics
	Bypass		External with soft starter optimization or without bypass	Integrated
Functions	Thermal protection		Electronic embedded, with PTC, or with PT100 2/3 wires	Electronic embedded, or with PTC 1/6 resistors in series, or with PT100 2/3 wires, or with PT1000 2/3 wires, or with KTY84
	Other protections		Underload, overload, motor phase loss, line phase inversion, overcurrent,excessive acceleration time, current overload, ground leakage	Underload, overload, motor phase loss, line phase inversion, motor phase inversion, excessive acceleration time, current overload, ground leakage, undervoltage, overvoltage, mains frequency out of range
	Safety functions		–	1: embedded STO (Safe Torque Off) certified IEC 61508 SIL1, EN 13849 Cat.2 PLc
	Cybersecurity		Yes	Yes, certified IEC 62443-4-2 SL1
	Condition monitoring		Energy, power consumption	Energy, power consumption, power quality Soft starter: fan(s) and bypass relays Driven equipment: discrete Fourier transform
	Application functions		Preheating, smoke extraction, voltage boost, multimotor cascade, second motor set	Preheating, smoke extraction, voltage boost, second motor set, forward/reverse with two contactors managed by the soft starter, JOG, anti-jam, borehole pumps
Communication	Embedded		Modbus serial link	Modbus TCP, EtherNet/IP, Modbus serial link
	Option modules		Modbus TCP, EtherNet/IP, PROFIBUS DP V1, PROFINET, CANopen daisy chain, SUB-D, and screw terminal block	PROFIBUS DP V1, CANopen daisy chain, SUB-D, and screw terminal block
Configuration and runtime tools			Plain text display terminal, graphic display terminal (option), DTM (device type manager), SoMove software	Graphic display terminal, embedded Web server, DTM (device type manager), SoMove software
Number of I/O	Analog inputs		PTC or PT100 2/3 wires	PTC 1/6 resistors in series, PT100 2/3 wires, PT1000 2/3 wires, KTY
	Digital inputs		4	
	Analog outputs		1	
	Digital outputs		2	
	Relay outputs		3	
Standards and certifications			IEC/EN 60947-4-2, EMC class A and B CE, cULus, UKCA, CCC, RCM, KC, EAC, DNV, BV, CCS, REACH, RoHs	IEC/EN 60947-4-2, EMC class A CE, cULus, UKCA, RCM, CCC, DNV, REACH, RoHS
References			**ATS480●●●Y**	**ATS490●●●Y**

Altivar Soft Starter ATS130

Soft starters for asynchronous motors

Optimized ATS130 soft starters for motor management

Optimized soft starters for motor management

Altivar Soft Starter ATS130 is designed to increase the competitiveness of simple machines through :

- Optimization of machine design
- Operational efficiency during manufacturing

Combined with TeSys Deca frame 3 and 4 thermal magnetic circuit breakers, the Altivar Soft Starter ATS130 range offers a compact and optimized solution for motor management that provides:

- High starting capabilities
- Less stress for mechanics
- Protection of the system
- Energy efficiency
- Continuity of service

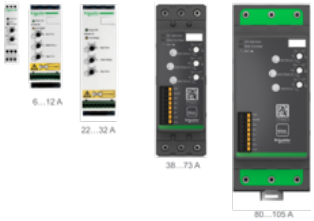

Much more than a power extension of ATS01

Altivar Soft Starter ATS130 consists of one range only covering:

- Operational voltage from 200 to 480 V
- Operational rated current from 38 to 105 A

Altivar Soft Starters ATS130 and ATS01 share the same format, settings, and features such as soft start, soft stop, and boost, to meet the requirements of normal duty applications such as:

- Pumps
- Fans
- Compressors
- Conveyors

ATS130 extends the ATS01 power range up to 55 kW at 400 V and up to 75 HP at 480 V, keeping the small size while providing a number of advantages.

High flexibility in machine design

> Mechanical flexibility
> Electrical flexibility

Preventive maintenance free

> Creep compensation terminals
> No fan as standard

ATS130 Soft Motor Starter

> Compact solution
> Tested combination

Altivar Soft Starter ATS130

Soft starters for asynchronous motors

Complete motor management solution and optimize machine design

Complete motor management solution

Altivar Soft Starter ATS130 offers an integrated soft motor starter in combination with TeSys Deca circuit breakers to deliver a complete motor management solution that helps to ensure:

- Starting and operating modes
- Suitable protection and integration in industrial control systems
- Maximize the energy efficiency
- Proper operation of applications

A tested, compact assembly, easy to mount and wire

The ATS130 soft motor starter includes the following features:

- Soft starting
- Soft stopping
- Disconnection and isolation
- Short-circuit and motor overload protections

The alternative to a direct on-line motor starter for flexible control panels

The ATS130 motor starter has the same width as a DOL motor starter, 55 or 81 mm and is also compatible with a 200 mm cabinet depth. According to requirements it is easy to install either a DOL or an ATS130 Soft Motor Starter.

Optimize machine design

Mechanical flexibility for mounting

> On DIN rail
> On back plate
> Side-by-side mounting
> Adapted to 200 mm cabinet depth

Electrical flexibility

> ATS130 is the alternative to direct on-line in the same width (55 or 81 mm) without the need for control panel redesign
> Two to four products:
  - Thermal magnetic circuit breaker and ATS130
  - Fuses, contactor, overload relay, and ATS130
> TeSys Deca frame 3 and frame 4 can be mechanically and electrically attached in a compact assembly: ATS130 Soft Motor Starter

Altivar Soft Starter ATS130

Soft starters for asynchronous motors
Increase operational efficiency and superior sustainability

Increase operational efficiency

Save time during manufacturing

- Reduce mounting: Just simple “clicks” are necessary to mount the ATS130 or the complete ATS130 soft motor starter on a DIN rail.
- Reduce wiring: control terminals are spring type as standard.

Robust

- ATS130 meets the requirements for harsh environments and complies with 3C3 and 3S3 of standard IEC/EN 60721-3-3 ed. 2002 without salt mist in an IP20 degree of protection. Sensitivity to mains fluctuations is low thanks to its wide operational mains voltage range.

High starting capabilities to ensure continuity of service

- With its duty cycle of 70%, ATS130 is designed to make the most of your motor even in S4 service while matching the starting requirements of the application.

Preventive maintenance free

- ATS130 has no cooling fan as standard so there is no wear, no clogging, no cleaning, and no replacement. ATS130 is equipped with EverLink power connection and spring terminals for the control section so retightening or tightening torque check are not necessary for power and control connections.

Superior sustainability

Environmental Data Program

Environmental Data Program

Altivar Soft Starter ATS130 is designed to take account of environmental considerations. With the Schneider Electric Environmental Data Program, ATS130 meets the following requirements:

- Use of hazardous substances
  - Compliance with the European RoHS directive (2011/65/EU and 2015/863/EU) and RoHS China
  - Compliance with REACH regulation No.1907/2006 for the declaration of substances of very high concern (SVHC), authorization (Annex XIV), and restriction (Annex XVII)
  - In terms of restrictions, our Environmental Data Program goes beyond the requirements of the current directives and regulations.
- Environmental impact
  The Product Environmental Profile (PEP) is a quantitative Type III Environmental Declaration in compliance with ISO 14025 that helps to ensure appropriate reliability and transparency. Based on a Life Cycle Assessment (LCA) of the product along its whole life cycle, the document presents the different impacts such as energy consumption, carbon footprint, consumption of raw materials, and pollution of air, water, and soil.
- End-of-Life management
  The ATS130 circularity profile information document in accordance with IEC 62635 guidance contains the instructions for responsible disposal of the products and maximizes recycling in a step towards a more circular economy, improving operational efficiency and reducing environmental hazards.

Altivar Soft Starter ATS130

Soft starters for asynchronous motors

The offer

The Altivar Soft Starter ATS130 is a 2-phase controller with four thyristors using voltage ramp to control acceleration and deceleration of three-phase squirrel cage asynchronous motors up to 55 kW/*75 HP*. The integrated bypass limits the heat dissipation when the motor is running in steady state.

The ATS130 is a compact and cost-effective solution designed to:
- Reduce machine operating costs by reducing mechanical stress and improving machine availability
- Reduce the risk of severe damage by reducing fluid shocks and improving installation availability
- Reduce the stress on the electrical distribution system by reducing line current peaks and voltage drops during motor starts

Altivar Soft Starter ATS130 consists of one range only covering:
- Operational voltage from 200 V (-15%) to 480 V (10%)
- Operational current from 38 to 105 A
- Mains frequency from 50 to 60 Hz (-5%...5%)

A 24 VDC (-10%...10%) power supply is required for the ATS130 control circuit that consumes 21.6 W at peak during the start and stop phases. When the motor is running in steady state the control circuit consumes 3 W.
This power requirement does not include the consumption of external devices such as lights, relays, etc.

Based on ATS130 and TeSys Deca frame 3 or 4 circuit breaker, ATS130 soft motor starter is a solution that includes all functions in a tested, compact, and easy-to-assemble combination.

Robust

The Altivar Soft Starter ATS130 is designed to adapt to the harshest environments.
- Ambient operating temperature:
  - -10…40 °C/*14…104 °F* without derating
  - Up to 60 °C/*140 °F* with derating of:
    - 1.5% per 1 °C above 40 °C/*104 °F* for current ratings from 38 to 73 A
    - 2% per 1 °C above 40 °C/*104 °F* for current ratings from 80 to 105 A
- Relative humidity without condensing: 5…95%
- Storage and transport temperature: -40…70 °C/*-40…158 °F*
- Withstand to harsh environments
  - Conforming to IEC/EN 60721-3-3 ed. 2002:
    - Chemical substances class 3C3 without salt mist
    - Mechanical substances class 3S3
    - Mechanical conditions class 3M4
  - Printed circuit boards with protective coating
- Operating altitude:
  - 0…1,000 m/*0…3,281 ft* without derating
  - 1,000…4,000 m/*3,281…13,124 ft* with derating of 1% per 100 m/*328 ft*

Installation

ATS130 is intended to be mounted in a cabinet.
- The protection ratings of the products is IP20 as standard
- Mounting on DIN rail or on a back plate
- Standalone or side-by-side, refer to 16

Electromagnetic compatibility (EMC)

Compliance with electromagnetic compatibility requirements has been incorporated into the design of the Altivar Soft Starter ATS130 to help ensure equipment meets CE marking requirements.
Radiated on conducted emissions according to IEC 60947-4-2 class A on all ATS130 ratings.

Altivar Soft Starter ATS130

Soft starters for asynchronous motors

Certifications

The Altivar Soft Starter ATS130 range has the following certifications:

- CE
- UKCA
- UL
- CCC
- RCM
- EAC
- REACH
- RoHs Europe
- RoHs China
- PEP Eco passport

Marking: CE, CCC, RCM, UKCA

Functions

Altivar Soft Starters ATS130 embed functions related to start/stop performance and monitoring, including:

- Voltage ramp to control the motor during acceleration and deceleration periods
- Integrated bypass
- Variable initial voltage to help ensure the motor rotation when a start is commanded
- Boost to overcome any mechanical friction at start
- ATS130 heatsink temperature monitoring

Motor overload monitoring is performed by either a thermal magnetic circuit breaker or a motor overload relay.





Description

1 – EverLink power terminal for mains connection
2 – Name tag
3 – Power supply and control supply status LED
4 – Motor running and detected error LED
5 – Starting time setting
6 – Initial voltage setting
7 – Deceleration time setting
8 – Identification QR code and access to technical information
9 – Spring-type control terminals:

DQ1	Open collector digital output
Boost	Digital input to activate “Boost” function
P24	Control power supply input (24 V DC)
DI2	Digital input to activate start function
DI1	Digital input to activate stop function
0V	Control power supply input (0 V DC)
R1A-R1C	Relay output NO contact

10 – EverLink power terminal for motor connection
11 – Slide-in fixing point for back plate mounting
12 – DIN rail mounting lock

Altivar Soft Starter ATS130

Soft starters for asynchronous motors

Selection criteria

Selection criteria for Altivar Soft Starter ATS130

ATS130 is designed for normal duty applications.

There are two selection criteria:

- The mains voltage: one range to cover 200 to 480 V
- The rated motor power and rated motor current: motor power according to the mains voltage and rated current from 38 to 105 A

Some verifications are necessary according to:

- Mounting conditions (side-by-side, ATS130 soft motor starter), see page 16
- Machine cycles, see page 17

Type of application	Starting current (% In)	Starting time (s)
Centrifugal pump	300	5 to 15
Piston pump (deceleration ramp for soft stop)	350	5 to 10
Fan	300	10 to 20
Cold compressor	300	5 to 10
Screw compressor	300	3 to 20
Piston compressor	350	5 to 10
Conveyor	300	3 to 10
Lifting screw	300	3 to 10
Elevator	350	5 to 10
Mixer	350	5 to 10

Motor service duty S1

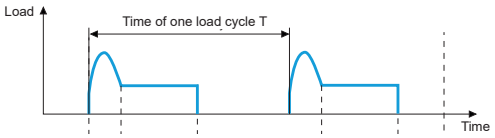

Motor service duty S4

From an application standpoint, the overload is defined depending on the service duty of the motor, S1 (continuous operation) or S4 (intermittent operation), by the following attributes:

- The service factor
- The value of the overcurrent
- The duration of the overcurrent

Altivar Soft Starter ATS130 has the following overload capabilities for a standalone mounting (vertical with clearances):

Service type	Overload (starting)		Service cycle	
	Overcurrent	Duration	No. of starts/h	Conduction
Normal duty				
S1	3 x In	5 s	Continuous operation after starting	
S4	3 x In	5 s	According to current ratings	70%

Altivar Soft Starter ATS130

Soft starters for asynchronous motors
Connection in-line, normal duty

ATS130 in-line, motor power in kW

Motor nameplate			ATS130				
Rated operational voltage (Ue) Rated motor power			Reference	Operational rated current (Ie)	Power dissipated at Ie	Power loss independent of motor current	Weight
230 V	400 V	440 V					
kW	kW	kW		A	W	W	kg/*lb*
11	18.5	22	**ATS130N2D38LT**	38	7	3	1.26/ *2.78*
11	22	22	**ATS130N2D45LT**	45	9	3	
18.5	30	37	**ATS130N2D65LT**	65	16	3	
22	37	45	**ATS130N2D73LT**	73	20	3	
22	45	45	**ATS130N2D80LT**	80	16	3	2.055/ *4.53*
30	55	55	**ATS130N2C11LT**	105	27	3	

ATS130 in-line, motor power in HP

Motor nameplate				ATS130				
Rated operational voltage (Ue) Rated motor power				Reference	Operational rated current (Ie)	Power dissipated at Ie	Power loss independent of motor current	Weight
200 V	208 V	230 V	460 V					
HP	HP	HP	HP		A	W	W	kg/*lb*
10	10	10	25	**ATS130N2D38LT**	38	7	3	1.26/ *2.78*
10	10	15	30	**ATS130N2D45LT**	45	9	3	
20	20	20	50	**ATS130N2D65LT**	65	16	3	
20	20	25	50	**ATS130N2D73LT**	73	20	3	
25	25	30	60	**ATS130N2D80LT**	80	16	3	2.055/ *4.53*
30	30	40	75	**ATS130N2C11LT**	105	27	3	

Breakdown of ATS130 reference

Breakdown of the ATS130 product reference:

ATS	130	N2	D	45	LT

Product range
ATS Altivar Soft Starter

Type
130

Number of controlled phases during starting and stopping
N2 2-phase control

Factor for current rating
D current x 1
C current x 10

Current multiplicand
11-38-45-65-73-80

Mains voltage
LT 200 to 480 VAC

For example, for the reference ATS130N2D45LT, the current rating is 45 A (45 x 1).
The current rating is defined as the rated operational current in normal duty, in-line, at 40 °C/*104 °F.*

Altivar Soft Starter ATS130

Soft starters for asynchronous motors

Options



Altivar Soft Starter ATS130 options

Fixing kit for mounting a circuit breaker onto the ATS130

The fixing kit allows an ATS130 soft motor starter to be built: a TeSys Deca thermal magnetic circuit breaker **1** is mounted on the plastic part **2** (same as a DIN rail mounting), then connected to the ATS130.

The fixing kit allows easy mounting of the circuit breaker, easy connection to the ATS130, and proper cooling of the ATS130.

Altivar Soft Starter ATS130	TeSys Deca circuit breaker *(1)*	Fixing kit	
Reference	Reference	Reference	Weight kg/*lb*
ATS130N2D38LT ATS130N2D45LT ATS130N2D65LT	GV3P●●1 *(2)*	VW3G921304	0.065/*0.143*
ATS130N2D80LT ATS130N2C11LT	GV4PB●●●	VW3G921305 *(3)*	0.14/*0.30*

(1) Refer to the coordination tables on page 19.

(2) To assemble a GV3P40 to P65 circuit breaker with an Altivar Soft Starter ATS130, it is possible to use the circuit breaker supplied without downstream EverLink® power terminal block. To order this product, add the digit 1 to the end of the references selected above. Example: GV3P65 becomes GV3P651.

(3) Includes three copper bars to connect a TeSys Deca frame 4 to the ATS130.

Cooling fan

The cooling fan **3** is necessary to extend the starting capabilities of ATS130 when the application requirements are higher than the starting capabilities indicated in the tables on page 15.

The use of a cooling fan doubles the possible number of starts of the ATS130.

Altivar Soft Starter ATS130	Cooling fan	
Reference	Reference	Weight kg/*lb*
All ratings ATS130N2D38LT ATS130N2D45LT ATS130N2D65LT ATS130N2D73LT ATS130N2D80LT ATS130N2C11LT	VW3G941305	0.016/*0.035*

Altivar Soft Starter ATS130

Soft starters for asynchronous motors

Service cycle capability

Altivar Soft Starter ATS130 service cycle capabilities

ATS130 is designed in accordance with the AC-3a (formerly AC-53a) utilization category as defined in IEC/EN 60947-4-2 that indicates the service cycle capabilities as follows:

105 : AC-53a 3 – 5 : 70 – 10

- Number of starts/hour = 10
- Duty cycle = 70%
- Starting time = 5 s
- Starting current (multiplied by Ie) = 3
- Utilization category
- Rated operational current (Ie) in A

ATS130 service cycle capabilities at 40 °C/*104 °F* ambient temperature and 1,000 m/*3,280 ft* altitude without optional cooling fan:

Standalone Altivar Soft Starter ATS130

Standalone mounting, vertically mounted with clearances

Reference	Ie	Starting current	Starting time	Duty cycle	Starts/hour	Operation capabilities	Starting capabilities
	A	x Ie	s				
ATS130N2D38LT	38	3	5	70%	50	112	30
ATS130N2D45LT	45	3	5	70%	35	104	30
ATS130N2D65LT	65	3	5	70%	13	92	26
ATS130N2D73LT	73	3	5	70%	10	90	26
ATS130N2D80LT	80	3	5	70%	25	99	45
ATS130N2C11LT	105	3	5	70%	10	90	37

Two side-by-side Altivar Soft Starter ATS130

Side-by-side, vertically mounted

Reference	Ie	Starting current	Starting time	Duty cycle	Starts/hour	Operation capabilities	Starting capabilities
	A	x Ie	s				
ATS130N2D38LT	38	3	5	70%	32	103	24
ATS130N2D45LT	45	3	5	70%	24	98	25
ATS130N2D65LT	65	3	5	70%	10	90	23
ATS130N2D73LT	73	3	5	70%	7	88	22
ATS130N2D80LT	80	3	5	70%	15	93	35
ATS130N2C11LT	105	3	5	70%	6	88	29

Vertical mounting of ATS130 soft motor starter solution

ATS130 soft motor starter solution vertically mounted with clearances

Reference	Ie	Starting current	Starting time	Duty cycle	Starts/hour	Operation capabilities	Starting capabilities
	A	x Ie	s				
ATS130N2D38LT	38	3	5	70%	50	112	30
ATS130N2D45LT	45	3	5	70%	35	104	30
ATS130N2D65LT	65	3	5	70%	7	88	19
ATS130N2D80LT	80	3	5	50%	25	88	45
ATS130N2C11LT	105	3	5	70%	10	90	37

Altivar Soft Starter ATS130

Soft starters for asynchronous motors

Verification of ATS130 capabilities according to machine cycle

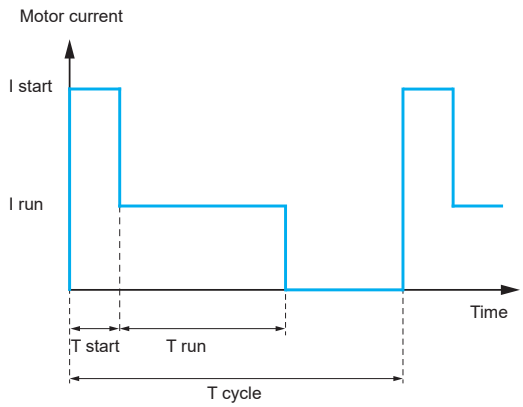

Machine cycle requirements

Verification of ATS130 capabilities according to machine cycle

It is necessary to verify that the ATS130 soft starter you choose matches the machine requirement for starting capabilities and operation capabilities on the complete cycle, as well as the environment conditions such as ambient temperature and altitude:

■ Ambient temperature

□ If the ambient temperature exceeds 40 °C/*104 °F*, the rated operational current Ie shall be derated by:
- 1.5% per 1 °C above 40 °C/*104 °F* up to 60 °C/*140 °F* for current ratings from 38 to 73 A
- 2% per 1 °C above 40 °C/*104 °F* for current ratings from 80 to 105 A

□ Then check that the motor current in steady state will not exceed the calculated Ie.

■ Altitude

□ If the altitude exceeds 1,000 m/*3,280 ft*, Ie shall be derated by 1% per 100 m/*328 ft* above 1,000 m/*3,280 ft* up to 4,000 m/*13,123 ft.*

□ Then check that the motor current in steady state will not exceed the calculated Ie.

■ Starting requirements of the machine

□ If the starting current, starting time, or number of starts per hour required by the application exceeds the values mentioned on the service capabilities tables (page 15), the starting requirements of the machine shall be calculated as follows:

$$\text{Starting requirements} = \sqrt{\frac{(I\ start)^2 \times T\ start \times Starts/h}{3{,}600}}$$

□ Compare the starting requirements calculated with the ATS130 starting capabilities value given in the tables of the “Service cycle capability” page (refer to the table corresponding to the mounting conditions on page 15)

Machine system requirements	Action
Below ATS130 starting capabilities	Verify the operation capabilities on the complete cycle
Above ATS130 starting capabilities	Install the optional cooling fan on the ATS130 to double its starting capability. Compare the starting requirements with the starting capabilities of the ATS130 with fan.

□ Example calculation

Application requirements	Calculation
Motor power: 30 kW Power supply: 400 V Standalone mounting with clearance	Refer to the tables on page 13 Matching ATS130 reference is **ATS130N2D65LT**
I start = 192 A T start = 15 s Starts/h = 4	Starting requirements = $\sqrt{\frac{192^2 \times 15 \times 4}{3{,}600}} = 24.8$

The starting requirements (24.8) are below the ATS130 starting capabilities (26), which means that this ATS130 product meets the starting requirements of the machine.

Verification of ATS130 capabilities according to machine cycle *(continued)*

■ Operation capabilities on the complete cycle

□ The operation requirements on the complete cycle are determined by the following formula:

$$\text{Application cycle requirement} = \frac{\sqrt{\left(I\ start^2 \times T\ start \times \frac{starts}{h}\right) + \left(I\ run^2 \times T\ run \times \frac{starts}{h}\right)}}{0.6 \times Ie}$$

Verify that the application cycle requirements are lower than the operation capabilities of the ATS130 that corresponds to the mounting conditions (refer to the tables on page 15).

Note that the ATS130 operation capabilities shall be derated according to altitude (if >1,000 m/*3,280 ft*) and ambient temperature (if >40 °C/*104 °F*).

□ Example calculation

Application requirements	Calculation
Motor power: 30 kW Power supply: 400 V Standalone mounting with clearance	Matching ATS130 reference is **ATS130N2D65LT**
I start = 192 A T start = 15 s Starts/h = 4 I run = 60 A T run = 600 s	Application cycle requirement = $\frac{\sqrt{(192^2 \times 15 \times 4) + (60^2 \times 600 \times 4)}}{0.6 \times 65} = 84.5$

The application cycle requirements (84.5) are below the ATS130 operating capabilities (92), which means that this ATS130 product can be used in this configuration.

Altivar Soft Starter ATS130

Soft starters for asynchronous motors

Type of coordination, variants on the wiring diagram

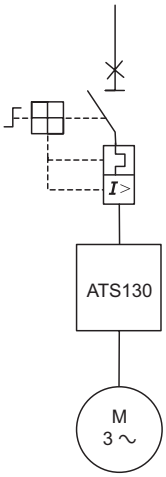

Combination with thermal magnetic circuit breaker

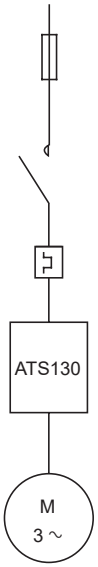

Combination with fuses, contactor, and overload relay

Presentation

Type of coordination

The EN/IEC 60947-4-1 standard makes a distinction between two different types of coordination, which are designated type 1 coordination and type 2 coordination:

- Type 1 coordination requires that, under short-circuit conditions, the contactor or soft starter shall cause no danger to persons or the installation and may not be suitable for further service without repair and replacement of parts.

- Type 2 coordination requires that, under short-circuit conditions, the contactor or soft starter shall cause no danger to persons or the installation and shall be suitable for further use. The risk of contact welding is recognized, in which case the manufacturer shall indicate the measures to be taken as regards the maintenance of the equipment.

The associated fast-acting fuses and ATS130 have not been tested for type 2 coordination (according to IEC 60947-4-1 and IEC 60947-4-2).

***Note**: Use of a short-circuit protection device (SCPD) that does not comply with the manufacturer's specification can invalidate the coordination.*

Avoid automatic restart

Undervoltage, motor phase loss, or phase failure are automatically reset when the system returns to normal.
An automatic restart is initiated, and the motor can restart if a start command is present.
To avoid an automatic restart, phase failure, or undervoltage, monitoring devices must be integrated into the control circuits such as:

- Auxiliary contact of the circuit breaker
- Undervoltage monitoring devices
- Auxiliary contact of overload relay and contactor

Motor overload monitoring

External motor thermal monitoring must be provided. It can be performed by using a TeSys Deca frame 3 or 4 thermal magnetic circuit breaker, or by using an LRD●●●● overload relay. Refer to the combinations for customer assembly on page 20.

Thermal monitoring shall be according to the motor rated current.

Control supply

The control section of the ATS130 must be supplied by an external 24 VDC (-10%...10%) power supply.
The power consumed by each ATS130 control section is:

- 21.6 W peak when the ATS130 is starting or stopping the motor
- 3 W when the motor is running in steady state: ATS130 in bypass mode

This power requirement does not include the consumption of external devices such as lights, relays, etc.

Altivar Soft Starter ATS130

Soft starters for asynchronous motors
Type 1 coordination according to IEC 60947-4-1 and IEC 60947-4-2

With circuit breaker - ATS130 connected in-line

Motor power 230 V kW	Motor power 380 V 400 V 415 V kW	Motor power 440V kW	Combination Iq (kA)	ATS130 Reference	Circuit breaker (1) (2) Q1 Reference	Circuit breaker (1) (2) Auxiliary contact blocks Reference	Minimum enclosure volume dm³	Minimum enclosure volume in³
11	18.5	22	25	**ATS130N2D38LT**	GV3P40	GVAE11	48	2,929
11	22	22	25	**ATS130N2D45LT**	GV3P50			
18.5	30	37	25	**ATS130N2D65LT**	GV3P65			
22	37	45	25	**ATS130N2D73LT**	GV3P73			
–	45	45	25	**ATS130N2D80LT**	GV4PB115● *(3) (4)*	GV4AE11 *(5)*	63	3,840
30	55	55	25	**ATS130N2C11LT**				

ATS130 soft motor starter

Motor power 230 V kW	Motor power 380 V 400 V 415 V kW	Motor power 440V kW	Combination Iq (kA)	ATS130 Reference	Circuit breaker (1) (2) Q1 Reference	Circuit breaker (1) (2) Auxiliary contact blocks Reference	Minimum enclosure volume dm³	Minimum enclosure volume in³
11	18.5	22	25	**ATS130N2D38LT**	GV3P401 *(6)*	GVAE11	48	2,929
11	22	22	25	**ATS130N2D45LT**	GV3P501 *(6)*			
18.5	30	37	25	**ATS130N2D65LT**	GV3P651 *(6)*			
22	37	–	25	**ATS130N2D80LT**	GV4PB80● *(3) (4) (7)*	GV4AE11 *(5)*	63	3,840
–	45	45	25	**ATS130N2D80LT**	GV4PB115● *(3) (4) (7)*			
30	55	55	25	**ATS130N2C11LT**				

With fuse, contactor, and overload relay - ATS130 connected in-line

Motor power 230 V kW	Motor power 380 V 400 V 415 V kW	Motor power 440V kW	Combination Iq (kA)	ATS130 Reference	AM fuse Reference	AM fuse Size	Fuse disconnector *(8)* Reference	Line contactor *(9)* KM1 Reference	Overload relay *(1)* Reference	Minimum enclosure volume dm³	Minimum enclosure volume in³
11	18.5	22	50	**ATS130N2D38LT**	DF2FA40	22 x 58	GS1JD3	LC1D40A●●	LRD340	48	2,929
11	22	22	50	**ATS130N2D45LT**	DF2FA50	22 x 58	GS1JD3	LC1D50A●●	LRD350		
18.5	30	37	50	**ATS130N2D65LT**	DF2FA63	22 x 58	GS1JD3	LC1D65A●●	LRD365		
22	37	45	50	**ATS130N2D73LT**	DF2FA80	22 x 58	GS1JD3	LC1D80A●●	LRD380		
22	45	45	50	**ATS130N2D80LT**	DF2FA80	22 x 58	GS1JD3	LC1D95●●	LRD3365		
30	55	55	50	**ATS130N2C11LT**	DF2FA125	22 x 58	GS1KD3	LC1D115●●	LRD4367		

(1) Set the thermal monitoring current to the rated motor current.
(2) The Altivar Soft Starter ATS130 must be equipped with an auxiliary contact block on the circuit breaker (OF position). Integrate the contact into the control circuit to help prevent an automatic restart (refer to page 22).
(3) The date part of manufacturing code of the TeSys Deca frame 4 circuit breaker must be higher than PL24183●●●●●●● (24=year, 18=week of the year, 3=day of week).
(4) Replace ● with the appropriate breaking capacity code of the circuit breaker (refer to page 22). You can use the EcoStruxure™ Motor Control Configurator tool to support your customization.
(5) The auxiliary contact is used for the Open/Close OF function.
(6) This circuit breaker is not equipped with a downstream EverLink® power terminal block. The Altivar Soft Starter ATS130 must be equipped with the fixing kit VW3G921304 to mount the circuit breaker onto the ATS130.
(7) The Altivar Soft Starter ATS130 must be equipped with the fixing kit VW3G921305 to mount the circuit breaker onto the ATS130.
(8) The direct operating handle is sold separately, consult the TeSys catalog.
(9) Replace ●● with the appropriate control circuit voltage code (refer to page 22).

Altivar Soft Starter ATS130

Soft starters for asynchronous motors

Type 1 coordination according to UL 60547-4-1 and UL 60947-4-2

With circuit breaker - ATS130 connected in-line for North American market (UL applications)

Motor power				Combination	ATS130	Circuit breaker *(1) (2)*			Minimum enclosure volume	
200 V	208 V	230 V	460V			Q1	Auxiliary contact block	Line spacer		
HP	HP	HP	HP	Iq (kA)	Reference	Reference	Reference	Reference	dm³	in³
10	10	10	25	25	**ATS130N2D38LT**	GV3P40	GVAE11	GV3G66	48	2,929
10	10	15	30	25	**ATS130N2D45LT**	GV3P50				
20	20	20	40	25	**ATS130N2D65LT**	GV3P65				
20	20	25	50	25	**ATS130N2D73LT**	GV4PB80● *(3) (4)*	GV4AE11 *(5)*	–		
25	25	30	60	25	**ATS130N2D80LT**	GV4PB80● *(3) (4)*			63	3,840
30	30	40	75	25	**ATS130N2C11LT**	GV4PB115● *(3) (4)*				

ATS130 soft motor starter for North American market (UL applications)

Motor power				Combination	ATS130	Circuit breaker *(1) (2)*			Minimum enclosure volume	
200 V	208 V	230 V	460V			Q1	Auxiliary contact block	Line spacer		
HP	HP	HP	HP	Iq (kA)	Reference	Reference	Reference	Reference	dm³	in³
10	10	10	25	25	**ATS130N2D38LT**	GV3P401 *(6)*	GVAE11	GV3G66	48	2,929
10	10	15	30	25	**ATS130N2D45LT**	GV3P501 *(6)*				
20	20	20	40	25	**ATS130N2D65LT**	GV3P651 *(6)*				
25	25	30	60	25	**ATS130N2D80LT**	GV4PB80● *(3) (4) (7)*	GV4AE11 *(5)*	–	63	3,840
30	30	40	75	25	**ATS130N2C11LT**	GV4PB115● *(3) (4) (7)*				

With class J fuses, contactor, and overload relay - ATS130 connected in-line for North American market (UL applications)

Motor power				Combination	ATS130	Class J fuse	Line contactor *(8)*	Overload relay *(1)*	Minimum enclosure volume	
200 V	208 V	230 V	460V				KM1			
HP	HP	HP	HP	Iq (kA)	Reference	A	Reference		dm³	in³
10	10	10	25	65	**ATS130N2D38LT**	60	LC1D40A●●	LRD340	48	2,929
10	10	15	30	65	**ATS130N2D45LT**	90	LC1D50A●●	LRD350		
20	20	20	50	65	**ATS130N2D65LT**	110	LC1D80●●	LRD3361		
20	20	25	50	65	**ATS130N2D73LT**	150	LC1D80●●	LRD3363		
25	25	30	60	65	**ATS130N2D80LT**	175				
30	30	40	75	65	**ATS130N2C11LT**	200	LC1D115●●	LRD4365		

(1) Set the thermal monitoring current to the rated motor current.
(2) The Altivar Soft Starter ATS130 must be equipped with auxiliary contact block(s) on the circuit breaker (OF position). Integrate the contact into the control circuit to help prevent an automatic restart (refer to page 22).
(3) The date part of manufacturing code of the TeSys Deca frame 4 circuit breaker must be higher than PL24183●●●●●● (24=year, 18=week of the year, 3=day of week).
(4) Replace ● with the appropriate breaking capacity code of the circuit breaker (refer to page 22). You can use the EcoStruxure™ Motor Control Configurator tool to support your customization.
(5) The auxiliary contact is used for the Open/Close OF function.
(6) This circuit breaker is not equipped with a downstream EverLink® power terminal block. The Altivar Soft Starter ATS130 must be equipped with the fixing kit VW3G921304 to mount the circuit breaker onto the ATS130.
(7) The Altivar Soft Starter ATS130 must be equipped with the fixing kit VW3G921305 to mount the circuit breaker onto the ATS130.
(8) Replace ●● with the appropriate control circuit voltage code (refer to page 22).

Line contactor reference table

Basic reference	Power supply	Control voltage code												
	AC	24	42	48	110	115	220	230	240	380	400	415	440	500
LC1D18…D150 *(1)*	50/60 Hz	B7	D7	E7	F7	FE7	M7	P7	U7	Q7	V7	N7	R7	S7
LC1D18…D65 *(2)*	50 Hz	B5	D5	E5	–	–	–	P5	–	–	–	–	–	–
LC1D80…D115	50 Hz	B5	D5	E5	F5	FE5	M5	P5	U5	Q5	V5	N5	R5	S5
LC1D80…D115	60 Hz	B6	–	E6	F6	–	M6	–	U6	Q6	–	–	R6	–
	DC	12	24	36	48	60	72	110	125	220	250	440		
LC1D18…D38 *(3)*	U 0.7…1.25 Uc	JD	BD	CD	ED	ND	SD	FD	GD	MD	UD	RD		
LC1D40A…D65A *(3)*	U 0.75…1.25 Uc	JD	*(5)*	*(5)*	*(5)*	*(5)*	*(5)*	*(5)*	*(5)*	*(5)*	*(5)*	RD		
LC1D80…D95	U 0.85…1.1 Uc	JD	BD	CD	ED	ND	SD	FD	GD	MD	UD	RD		
	U 0.75…1.2 Uc	JW	BW	CW	EW	–	SW	FW	–	MW	–	–		
LC1D115…150 *(4)*	U 0.75…1.2 Uc	–	BD	–	ED	ND	SD	FD	GD	MD	UD	RD		
	DC (low consumption)	5	12	20	24	48	110	220	250					
LC1D18…D38 *(3)*	U 0.8…1.25 Uc	AL	JL	ZL	BL	EL	FL	ML	UL					
	AC/DC (low consumption)													
LC1D18…D150	See TeSys D Green, page B8/4 of TeSys catalog													

Circuit breaker auxiliary contact blocks reference table

Designation	Contact type	Functions	Reference
TeSys GV3P auxiliary contact block	1 NO + 1 NC	–	**GVAE11**
TeSys GV3P auxiliary contact block	1 C/O	Short-circuit signaling	**GVAM11**
TeSys GV4 auxiliary contact block	1 C/O	Open/Close OF, trip alarm SD	**GV4AE11**

GV4PB circuit breaker - selection according to short-circuit current rating (SCCR)

240 V AC SCCR kA	480Y/277 V AC SCCR kA	600Y/347 V AC SCCR kA	Reference
35	18	14	GV4PB●●●B
65	35	18	GV4PB●●●N
100	65	25	GV4PB●●●S

(1) D115 and D150 coils with built-in suppression as standard, by bidirectional peak limiting diode.
(2) Not available with "connection for lugs or bars".
(3) Coils with integral suppression device fitted as standard, by bidirectional peak limiting diode.
(4) Coil with built-in suppression device as standard.
(5) For these coil voltages, choose from TeSys D Green contactors. Same root product reference, just add BBE coil voltage code for 24 V DC, BNE for 24-60 V AC/DC, EHE for 48-130 V AC/DC, KUE for 100-250 V AC/DC. Example: LC1D40ABBE

Altivar Soft Starter ATS130

Soft starters for asynchronous motors

Soft starters

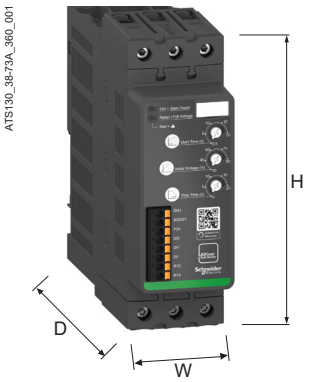

Altivar Soft Starter ATS130		
Reference	**W x H x D**	
	mm	***in.***
ATS130N2D38LT	55 x 166 x 165	*2.17 x 6.54 x 6.50*
ATS130N2D45LT		
ATS130N2D65LT		
ATS130N2D73LT		
ATS130N2D80LT	81 x 197 x 180	*3.19 x 7.76 x 7.09*
ATS130N2C11LT		

Dedicated service offers for your installed base

Services offer by Schneider Electric

We offer a comprehensive suite of services tailored for industrial automation systems—including process control systems, variable speed drives, HMIs, turbomachinery control systems, machine elements, and more.

Our service portfolio is designed to help you maximize the performance and lifespan of your systems, enhance operational efficiency, and reduce your environmental impact.

For a detailed summary of our service offerings and capabilities, please refer to our services web page: Industrial automation services

Consult and Design

Our **EcoConsult Lifecycle Audit** service leverages the power of IA³ (Industrial Automation Audit & Assessment) tools, applied by a team of experts who understand your operations. The result: clear, actionable recommendations and a tailored improvement plan.

Through our consulting services, we deliver:

- **Inventory Mapping** - A unified, comprehensive view of all automation assets on site.
- **Lifecycle Assessments** - Evaluate the current state and future viability of your equipment.
- **Spare Parts Assessments** - Identify gaps and optimize your spare parts strategy.
- **Version Assessments** - Detect potential downtime risks due to outdated firmware or software.
- **Criticality Review** - Prioritize assets based on their impact on your operations.

For more information, visit our EcoConsult web page, select your country and discover more.

Dedicated service offers for your installed base

Implement and Install

With our Implement and Install services we can help you:

- Minimize start-up time
- Reduce the risk of unplanned downtime
- Help ensure that equipment performs as designed
- Reduce lifecycle costs with an installation that complies with Schneider Electric requirements and avoids warranty issues

Our **Extended Warranty** options can help you control your maintenance costs. Schneider Electric will provide a replacement component or repair the product on site during a period of one or three years more than the standard warranty, in all conditions covered by the extended warranty.

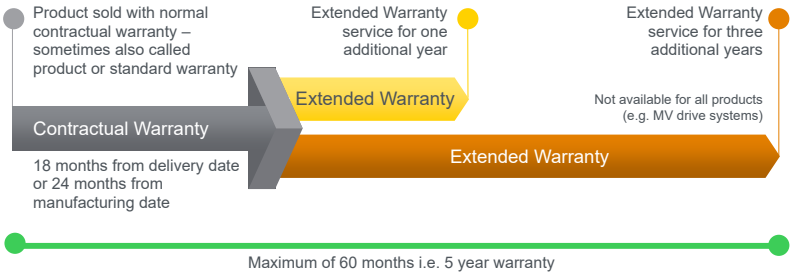

For more information, visit our Extended Warranty web page.

Our **Start-up** service is the first step in maintenance and optimal operational performance for drives rated up to 90 kW and the entire soft starters range. Our comprehensive review checks up to 100 parameters and is especially designed for drives and soft starters in simple applications.

Action		Drive start-up		
		Remote	On premise	
Support	FSR/CCC support level	Advanced	Advanced	Expert
	Maxiumum support defined time	2H	4H	8H
	Support type	Online	Local	Local
	Customer investment cost	$	$$	$$$
	Applicable drive power (kW)	Up to 90 kW	Up to 90 kW	Over 90 kW
Reference	Commercial reference	SRVSTRTUPVSDREM	SRVSTRTUPVSDADV	SRVSTRTUPVSDEXP
Drive measurement	Voltage input/output, DC bus, FAT report	■	■	■
Drive installation/inspection/ validation	Wiring, module assembly, cooling, rotation direction, communication	■	■	■
Basic settings	Motor nameplate, simple start, commands, save/restore parameters	■	■	■
Generic functions	Basic functions (speed limits, ramps, stop, PID, torque limit)	■	■	■
Dedicated functions	Breaking sequence, motor control types, hoisting functions, fan control, conveyer	■	■	■
Load application & Others	With or without load and communication	■	■	■
Final report	Documented final report	■	■	■
Installation check	■ SE FSR measures and validates installation	■ Customer reports installation validation and FSR conducts a functional visual inspection of the drive and peripherals installation		■ Not applicable

Dedicated service offers for your installed base

Operate and Manage

Our **Preventive Maintenance** service performs predetermined maintenance actions according to a product-specific schedule. The work is carried out by certified technical experts following Schneider Electric instructions. This service minimizes unplanned downtime and extends your equipment lifetime.

Our **Remote Technical Support** brings you expert product assistance over the phone, email, chat, or web for any technical questions relating to your drives and soft starters, including configuration, diagnostics, and maintenance. Our global support team is multi-lingual with support available up to R&D level experts if needed.

Our **On-Site Expert Assistance** service offers you access to highly skilled field service experts to troubleshoot and resolve drive or soft starter equipment-related matters at your site, as a back-up source of expertise for your personnel.

Support and Maintain

Our **Service Plans** manage the operation and lifecycle of your assets through well-defined maintenance plans tailored to your operational needs, from the basic Advantage Service Plans and associated EcoStruxure Service Plans to comprehensive EcoCare. Learn how you can help protect your valuable industrial assets, helping reduce the risk of unplanned downtime and saving costs. Service agreements are built in the Support and Maintain phases with service levels defining availability, response, and lead times matching your needs. You will enjoy priority access to Schneider Electric support when you need it, as well as having an expert partner to plan the long-term evolution of your drives and soft starters.

We can help you by:

- Providing remote or on-site expertise
- Offering a range of support programs to enable customization
- Offering preventive and comprehensive predictive maintenance options
- Revitalizing systems to extend asset life
- Offering advanced services to improve operator performance

EcoCare

EcoCare provides membership-based service plans from on-site and preventive maintenance to next-level predictive capabilities. Enabled by AI-powered analytics, gain 24x7 direct access to global network of dedicated experts, digitized asset monitoring and alarming, and periodic reports on connected assets.

3 Offers Tiers purposed to cover all your needs

EcoCare Essential	EcoCare Advanced	EcoCare Advanced+
Available when you need us	**You are fully empowered**	**Maximum uptime**
As EcoCare members, you have **exclusive access to resources and expertise** from Schneider Electric **to resolve issues faster and improve the resiliency** and **efficiency** of your business and operations	We **empower your teams** to run a resilient, safe, efficient and sustainable operation by anticipating and remotely **helping you mitigate downtime events**	We anticipate risks of downtime to give you the **right support** at the **right time**, and we **optimize the lifecycle** of your assets to **maximize your business continuity**

Dedicated service offers for your installed base

Support and Maintain *(continued)*

EcoStruxure Service Plan for Drives - We offer an advanced digital service built on a robust, cybersecure architecture and powered by a 24/7 Connected Services Hub. This platform delivers real-time insights and actionable recommendations to optimize performance and reliability.

Key features – focused on drives:

> **24/7 Remote Expert Support**: Continuous access to specialized consultancy for rapid issue resolution and guidance.

> **Real-Time Data Monitoring & Advanced Analytics**: Proactive performance tracking with intelligent diagnostics and predictive insights.

> **Elite Field Services**: On-site expertise and flawless execution from top-tier service professionals.

For more information, visit our ESP for Drives web page.

Our **EcoStruxure Service Plan for Rotating Equipment** helps reduce unplanned downtime for important equipment by detecting both electrical and mechanical faults by monitoring rotating equipment located in areas that are hard to reach, or where it is not possible to fit sensors, or in harsh conditions where other technologies cannot be installed. It allows you to monitor your motor fleet from multiple manufacturers centrally with a high level of detection accuracy, having information at your fingertips in a mobile and web app.

For more information, visit our ESP for Rotating Equipment web page.

Our **Advantage Service Plan for Drives** offers flexibility and scalability to adapt to your needs. It helps to reduce and avoid unplanned downtime, with Premium Support offering a best-in-class experience, and consistent experience across the globe and across technologies.

These services leverage our capabilities for supporting and maintaining your variable speed drives and soft starters, offering:

- A choice of plans with services included
- Optional services for further customization
- Scalability according the number of drives you have

Original equipment parts from Schneider Electric are readily available from our local, regional, and global stocks. They will help to keep your product in operation for longer.

Our **Spare Parts Management** service identifies and manages your important spare parts either on your site or offsite. This service helps to ensure that you have access to the spares you need without having to invest in capital to maintain the stock.

Repair allows you to extend the life of your drive or soft starter. The affected product can be replaced, or repaired on-site or at our repair centers, depending on the type of product in question.

Exchange gives a second life to inoperative drives or soft starters. In this case, we offer an immediate exchange with a replacement refurbished drive or soft starter and take back the product, repair it, and keep it ready for the next exchange.

Circularity is key to minimizing waste and pollution, keeping products and materials in use, and regenerating natural systems.

Dedicated service offers for your installed base

Support and Maintain *(continued)*

DESIGN AND INNOVATE FOR CIRCULARITY

- Eco-design to use better, longer, and again
- Business model innovation: develop bundled offers with financing and retained ownership where applicable

Recycle raw materials & substances

- Recover SF6 gas
- Material recycling

Repack & refurbish

- Take back and buy back services
- Redistribute and refurbish
- Harvest spares

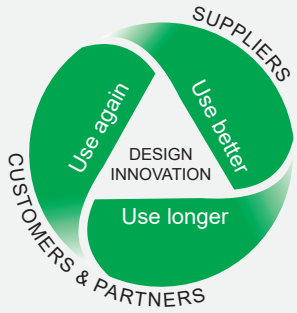

Source better

- Use sustainable materials, packaging

Manufacture & operate better

- Waste-to-resource sites
- Zero waste management
- Optimized logistics
- Local biodiversity actions
- Single-use-plastic-free sites
- Net-zero-ready operations
- Water action plans in water-stressed sites

Modernize & upgrade

- Retrofit and upgrade solutions to avoid replacing with new equipment

Maintain & repair

- Condition-based maintenance powered by analytics and artificial intelligence

At Schneider Electric, we have chosen to adopt end-to-end circularity by leveraging innovation and changing our offer creation, product design, and manufacturing to use better, use longer, and use again.

> **Use better**: Make the most of resources and maximize value retention through design, sourcing, and manufacturing decisions.

> **Use longer**: Supercharge your maintenance strategy and extend the life of your equipment with next-generation service plans, repairability, and modernization services.

> **Use again**: Learn more about how we recirculate products, parts, and materials to retrofit highly performing solutions.

Training

Our **Training** service offers eLearning, classroom, and on-site training provision to enhance the technical installation, commissioning, and maintenance competencies of your personnel. Added competence translates into further process efficiency and reliability, as well as employee satisfaction.

Find out more on our Training web page.

Altivar Soft Starter ATS130

Soft starters for asynchronous motors

Product reference index

A

ATS130N2C11LT 12 18 19 21
ATS130N2D38LT 12 18 19 21
ATS130N2D45LT 12 18 19 21
ATS130N2D65LT 12 18 19 21
ATS130N2D73LT 12 18 19 21
ATS130N2D80LT 12 18 19 21

D

DF2FA125 18
DF2FA40 18
DF2FA50 18
DF2FA63 18
DF2FA80 18

G

GS1JD3 18
GS1KD3 18
GV3G66 19
GV3P40 18 19
GV3P401 18 19
GV3P50 18 19
GV3P501 18 19
GV3P65 18 19
GV3P651 18 19
GV3P73 18
GV4AE11 18 19 20
GV4PB115B 18 19
GV4PB115N 18 19
GV4PB115S 18 19
GV4PB80B 18 19
GV4PB80N 18 19
GV4PB80S 18 19
GVAE11 18 19 20
GVAM11 20

L

LC1D115B7 18 19
LC1D115BD 18 19
LC1D115FE7 18 19
LC1D115M7 18 19
LC1D115P7 18 19
LC1D40AB7 18 19
LC1D40ABBE 18 19
LC1D40AF7 18 19
LC1D40AFE7 18 19
LC1D40AM7 18 19
LC1D40AP7 18 19
LC1D40AU7 18 19
LC1D50AB7 18 19
LC1D50ABBE 18 19
LC1D50AF7 18 19
LC1D50AFE7 18 19
LC1D50AM7 18 19
LC1D50AP7 18 19
LC1D50AU7 18 19
LC1D65AB7 18
LC1D65ABBE 18
LC1D65AF7 18
LC1D65AFE7 18
LC1D65AM7 18
LC1D65AP7 18
LC1D65AU7 18
LC1D80AB7 18 19
LC1D80ABBE 18 19
LC1D80AKUE 18 19
LC1D80AM7 18 19
LC1D80AP7 18 19
LC1D80B7 19
LC1D80BD 19
LC1D80F7 19
LC1D80FE7 19
LC1D80M7 19
LC1D80P7 19
LC1D80U7 19
LC1D95B7 18
LC1D95BD 18
LC1D95FE7 18
LC1D95M7 18
LC1D95P7 18
LRD3361 19
LRD3363 19
LRD3365 18 19
LRD340 18 19
LRD350 18 19
LRD365 18
LRD380 18
LRD4365 19
LRD4367 18

V

VW3G921304 13 18 19
VW3G921305 13 18 19
VW3G941305 13

Legal information

The information provided in this Catalog contains description of Schneider Electric products, solutions and services ("Offer") with technical specifications and technical characteristics of the performance of the corresponding Offer.

The content of this document is subject to revision at any time without notice due to continued progress in methodology, design and manufacturing.

To the extent permitted by applicable law, no responsibility or liability is assumed by Schneider Electric and its subsidiaries for any type of damages arising out of or in connection with (i) informational content of this Catalog not conforming with or exceeding the technical specifications, or (ii) any error contained in this Catalog, or (iii) any use, decision, act or omission made or taken on basis of or in reliance on any information contained or referred to in this Catalog.

SCHNEIDER ELECTRIC MAKES NO WARRANTY OR REPRESENTATION OF ANY KIND, WHETHER EXPRESS OR IMPLIED, AS TO WHETHER THIS CATALOG OR ANY INFORMATION CONTAINED THEREIN SUCH AS PRODUCTS AND SERVICES WILL MEET REQUIREMENTS, EXPECTATIONS OR PURPOSE OF ANY PERSON MAKING USE THEREOF.

Schneider Electric brand and any trademarks of Schneider Electric and its subsidiaries referred to in this Catalog are property of Schneider Electric or its subsidiaries. All other brands are trademarks of their respective owners.

This Catalog and its content are protected under applicable copyright laws and provided for informative use only. No part of this Catalog may be reproduced or transmitted in any form or by any means (electronic, mechanical, photocopying, recording, or otherwise), for any purpose, without the prior written permission of Schneider Electric.

Copyright, intellectual, and all other proprietary rights in the content of this Catalog (including but not limited to software, audio, video, text, and photographs) rests with Schneider Electric or its licensors. All rights in such content not expressly granted herein are reserved. No rights of any kind are licensed or assigned or shall otherwise pass to persons accessing this information.

Life Is On | Schneider Electric

Life Is On | Schneider Electric

Learn more about our products at www.se.com

The information provided in this documentation contains general descriptions and/or technical characteristics of the performance of the products contained herein. This documentation is not intended as a substitute for and is not to be used for determining suitability or reliability of these products for specific user applications. It is the duty of any such user or integrator to perform the appropriate and complete risk analysis, evaluation and testing of the products with respect to the relevant specific application or use thereof. Neither Schneider Electric nor any of its affiliates or subsidiaries shall be responsible or liable for misuse of the information contained herein.

Design: Schneider Electric
Photos: Schneider Electric

Schneider Electric Industries SAS
Head Office
35, rue Joseph Monier - CS 30323
F-92500 Rueil-Malmaison Cedex
France

DIA2ED2230101EN
March 2026 - V2.0