

# Control and signaling units

Harmony® XB5 Plastic

Catalog  
July 2018



# Quick access to Product information

## Select your Catalog, your Training

### Digi-Cat

The complete digital catalog for industrial automation



Makes your choice easy every day, everywhere!



With just 3 clicks, you can reach the 7,000 pages of the Industrial Automation & Control catalog, in both English and French.

- Digi-Cat is available on a USB key (for PC). To get your Digi-Cat, please contact your local center
- Download Digi-Cat from this address:

<http://digi-cat.schneider-electric.com/download.html>



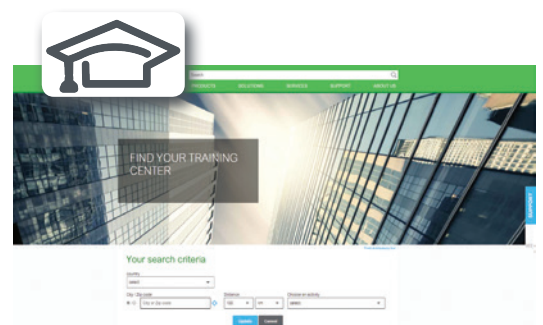
### Find your training

- Find the right training for your needs
- Locate the training center with the selector tool, using this address:

<http://www.schneider-electric.com/b2b/en/services/training/technical-training.jsp>

then click on

Find your training center



Life Is On

**Schneider**  
Electric

# General contents

## Harmony® XB5 plastic

■ General presentation.....	page 2
■ Presentation	
□ Presentation, installation, and environment.....	page 8
■ Description	
□ Complete units, XB5A.....	page 10
□ Sub-assemblies, ZB5A and ZB5F.....	page 12
■ Installation	
□ Contact mounting - Contact sequence.....	page 20
■ References	
□ Spring return pushbuttons, unmarked and with marking.....	page 22
□ Illuminated pushbuttons, spring return	
- With integral LED and BA 9s base fitting.....	page 27
□ Flush mounted spring return pushbutton, unmarked and with marking.....	page 32
□ Flush mounted illuminated pushbutton, spring return	
- With integral LED.....	page 35
□ Multiple-headed pushbuttons, spring return.....	page 38
□ Mushroom head pushbuttons, spring return and latching.....	page 40
□ Emergency stop and Emergency switching off functions.....	page 42
□ Illuminated Emergency stop and Emergency switching off function.....	page 43
□ Emergency stop with monitoring contacts.....	page 44
□ General safe stop.....	page 45
□ Large head pushbuttons with integrated bellows.....	page 46
□ Pushbuttons and illuminated pushbuttons, push-push.....	page 48
□ Pushbuttons, “push-turn to release”.....	page 49
□ Flush mounted pushbuttons with push-push, illuminated and non-illuminated.....	page 50
□ Selector switches	
- With standard handle and long handle.....	page 52
- Key switches, knurled knob, and toggle switches.....	page 54
- Illuminated, with standard handle and integral LED.....	page 56
□ Flush mounted selector switches	
- With standard handle and long handle.....	page 58
- Key switches, and with knurled knob.....	page 60
- Illuminated, with standard handle and integral LED.....	page 62
□ Pilot lights	
- With integral LED and BA 9s base fitting.....	page 64
- 3-phase pilot light with integral LED, push-to-test pilot light.....	page 67
□ Flush mounted pilot light with integral LED.....	page 68
□ Specific functions	
- Manual overload reset pushbuttons, potentiometers.....	page 70
- Timers, hour counters, annunciators, USB/RJ45 ports, and fuse carrier.....	page 71
- Joystick controllers with screw clamp terminal connections.....	page 73
□ Contact and illuminated functions (blocks & bodies).....	page 74
□ Body/contact assemblies and light blocks	
- With integral LED and with BA 9s base fitting.....	page 80
□ Accessories	
- For heads.....	page 86
- For pushbuttons.....	page 100
- Legends and legend holders.....	page 92
Selection guide.....	page 106
■ Product reference index.....	page 108

# Control and signaling units

Pushbuttons, switches, and pilot lights



Life Is On

**Schneider**  
Electric




# Control and signaling units


Harmony XB5 plastic

Pushbuttons, switches, and pilot lights

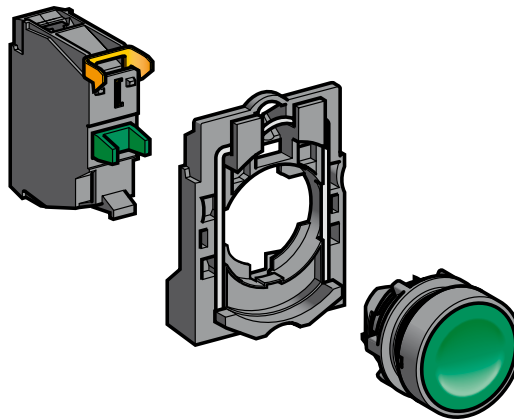
The Harmony XB5 range of plastic pushbuttons, switches, and pilot lights combines simplicity of installation, flexibility, and robustness to meet the majority of industrial applications. It delivers one of the most comprehensive product ranges available on the market and meets the robustness and performance requirements for the majority of industrial applications.



*Complete unit for repetitive orders XB5AA31*



*Sub-assembly (for additional flexibility) ZB5AZ101 + ZB5AA3*



*Basic elements (for optimum flexibility) ZBE101 + ZB5AZ009 + ZB5AA3*



A global network of partners you can rely on to support customized end-to-end solutions

### A single provider

Our team of experts understands the processes and applications of our customers and does its best to meet their needs. The Harmony ranges are available globally wherever you need them.

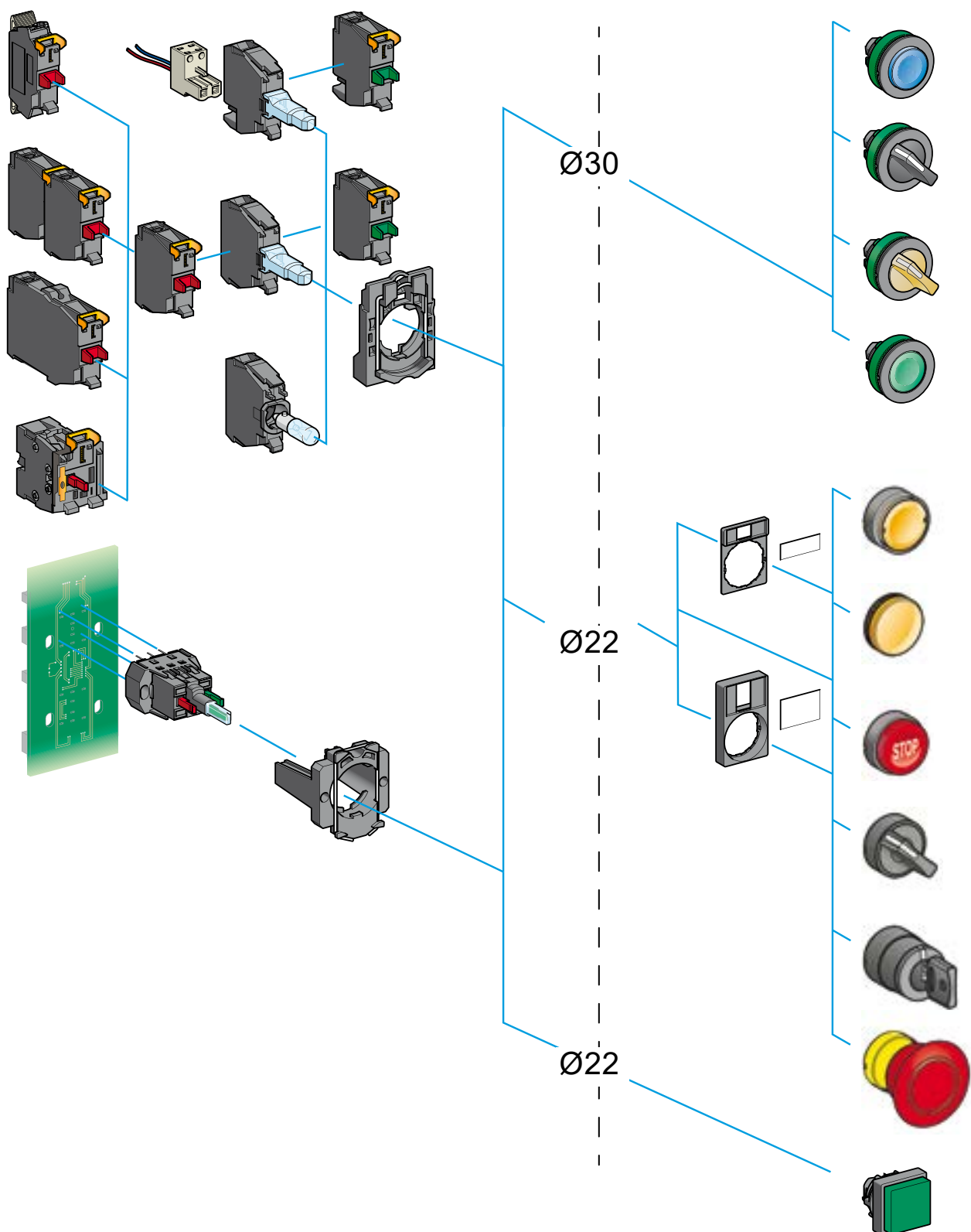
### The confidence of a market leader

- > More than 50 years' experience designing switches, pushbuttons, and pilot lights
- > A global network of partners and distributors you know and trust
- > Worldwide product availability with more than 17,000 points of sale in more than 100 countries

# Control and signaling units

Harmony XB5 plastic

Pushbuttons, switches, and pilot lights



360°



360° view  
Click on the image for 3D view

#### Modern design

Harmony delivers an innovative and ergonomic design that allows easy operation and improves the look and feel of your control panels and machines.

#### Improved reliability of panels, machines, and processes

- > The flush-mounting solution addresses the market demands for ergonomic design and aesthetics
- Built-in flush pushbuttons
- Flush mounting kit accessories
- > Pushbuttons and switches with a vibrant color pallet

#### A touch of style for your electrical panels

- > Innovative design without compromise on cost
- > Better perceived quality of your machines and panels
- > A clearer view of control features
- Illuminated buzzer



#### Affordable

Harmony delivers simplicity and efficiency while helping to keep your costs down.

#### Faster, simpler installation and maintenance

- > Built-in flush tightening nut, no spacer
- > Self-holding function of actuator when mounting
- > Timer for safe and simple adjustment of your machine's time settings
- > USB and RJ45 ports for a simple, effective way to connect a PC or USB

Affordable range  
Press to open video (0.33 sec)

Ø22

mounting for easy  
access to functions  
on the front panel



USB port



RJ45 port



Timer



3-phase indicator



Complete potentiometer



Fuse carrier



Annunciator

#### Robustness

Harmony XB5 delivers extremely robust performance even in severe environments.

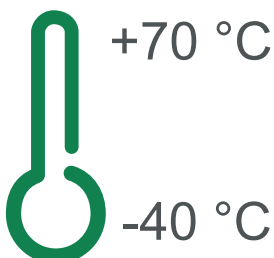
#### Improved reliability of panels, machines, and processes

- > Sealing effectiveness rated up to IP66, 67, 68, 69, 69K, and type 4X
- > High impact resistance up to IK03 rating
- > Operating temperature ranging from -40 to +70 °C/-40 to +158 °F
- > Compliance with international standards (IEC, UL, CCC, EAC, JIS)
- > Marine certified (BV, RINA, LROS, BDNV, GL)

The secret of robustness  
Press to open video (0.46 sec)

IP69

Robust performance  
even in harsh  
environments



#### High electrical performance

- > Contacts and heads designed against vibration, helping to ensure secure mounting and wiring
- Choose from standard, low-load, and high-power electrical contacts

#### Lower maintenance

- > Harmony pushbuttons are designed to perform up to 10 million operations.
- This represents more than 1,000 operations a day for 27 years.



## Operational efficiency

The Harmony XB5 range offers innovative features for ease-of-use that makes an operator's work simpler and more efficient.

## Improved operator efficiency

- > High robustness illuminated and non-illuminated buzzers providing water resistance up to IP66, 67, 69, and 69K
- > High brightness and full-surface illumination of pushbuttons and selector switches
- > Heads, bodies, and contacts specially designed for mobile equipment
- > Dedicated offer for explosive atmospheres

## Simple selection

Harmony provides a modular system that offers flexibility and minimizes the number of product references. Almost all shapes and functions are compatible with each other. For instance, it is possible to replace the head of a control and signaling unit with a different shaped head without needing to change the other parts.

Harmony XB5 delivers a comprehensive range of products that enable simple selection to help minimize your costs right from the beginning.

## Digital tools to help you select the right product

- > Web digital selector
- > Digi-Cat

## Easy to convert from standard to flush mounted pushbuttons

- > Harmony XB5 pushbuttons offer the flexibility to convert from standard to flush-mounting versions by simply changing a single letter in the product reference.

Example:


ZB5AA3



ZB5FA3



Standard mounting



Flush mounting

## Adapted to your applications, segments, and operating environments

Harmony offers a unique and unrivalled depth of range delivering products adapted to your applications, segments, and operating environments.

Web digital selector  
Press to open the selector

Digi-Cat  
Press to download Digi-Cat

Marine environment  
Press to open video (0.42 sec)



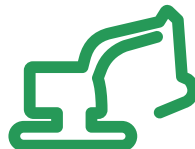
Energy infrastructure



Food & Beverage




Water & Waste Water



Metal, Mining, & Minerals



Oil & Gas



Machine

## Control and signaling units

### Harmony XB5, plastic

#### Pushbuttons, switches, and pilot lights



Harmony XB5 range of control and signaling units for Ø 22 mm/0.866 in. mounting



Harmony XB5 flush mounted control and signaling units for Ø 30 mm/1.181 in. mounting

#### Presentation

The Harmony® XB5 plastic range of modular control and signaling units combines simplicity of installation, flexibility, and robustness. It meets the requirements of the majority of industrial applications. These units are either complete products or separate components for customer assembly.

This range includes:

- Pushbuttons, selector/key switches, Emergency stop functions, and multiple-headed pushbuttons designed for parameter settings, adjustments, and start/stop control of machines and installations
- Pilot lights, illuminated pushbuttons, illuminated selector switches, and illuminated Emergency stop functions designed for visual signaling
- Flush mounting heads for Ø 30 mm/1.181 in. mounting and flush mounting kit accessories combined to offer a modern aesthetics to the control panel
- Various accessories including protective covers, legends and legend holders, pushbutton caps, boots, bulbs, etc.

The pushbutton and switch control offer (illuminated and non-illuminated) is both broad and comprehensive:

- Pushbuttons, spring return with flush push, projecting push, recessed push, booted flush push, or mushroom head
- Emergency stop pushbuttons with 3 types of head: push-pull, turn to release, and key release
- Pilot lights and illuminated pushbuttons with integral LED and BA 9s base fitting bulbs
- Selector switches with different types of operator: standard handle, long handle, knurled knob, or key
- Choice of heads: square, circular, rectangular, double-head/triple-head rectangular, or toggle
- Colors of push: white, black, green, orange, blue, red, or yellow
- Connection type: screw clamp connector, faston connector, spring terminal, or for printed circuit board
- Contact blocks for general purpose or specific applications (low current, standard or high-power switching)
- Choice of heads to meet the majority of industrial needs, from the most basic pushbuttons and pilot lights, to functions meeting modern machine requirements, such as USB & RJ45 ports
- Wide choice of accessories and spare parts
- Other specific functions: complete potentiometer, hour counters, annunciator, or joystick controllers

Innovative complementary offers are also available:

- Control and signaling units for severe applications
- Wireless and batteryless pushbuttons
- Biometric switches

## Control and signaling units

### Harmony XB5, plastic


#### Pushbuttons, switches, and pilot lights

#### Installation


Harmony XB5 products are both simple and quick to install:

- Mounting by single installer (self-maintaining head in its cut-out)
- Clip-together component system (head, body, contact blocks, and LED)
- Anti-loosening system for screw clamp terminals on contact blocks

Harmony XB5 standard mounting products are installed with or without a notch in a  $\varnothing 22 \text{ mm}/0.866 \text{ in.}$  hole, thanks to the self-cleavable orientation pin.



*For installation of Harmony XB5 standard mounting products*



*For installation of Harmony XB5 flush mounting products*

Harmony XB5 flush mounting products are installed without a notch in a  $\varnothing 30 \text{ mm}/1.181 \text{ in.}$  hole. This gives flush mounting products the same actuating area as that of standard mounting products, offering optimized ergonomics for operators even when wearing gloves.

Flush solutions mounted in a  $\varnothing 22 \text{ mm}/0.866 \text{ in.}$  hole can be achieved using the Harmony XB6 range. Please refer to the Harmony XB6 catalog for details.

#### Environment

The performance of the Harmony XB5 range meets some of the most demanding international standards and approvals:

- Certified and approved for meeting requirements worldwide: EN/IEC, CE marking, UL, CSA, CCC, EAC, JIS, NEMA, and marine approvals
- Protection against the ingress of solid foreign objects, dust, and water: IP 66, 67, 69, 69K, type 4X
- Operating temperature range from  $-40^{\circ}\text{C}$  to  $+70^{\circ}\text{C}/-40^{\circ}\text{F}$  to  $+158^{\circ}\text{F}$  for outdoor applications
- High chemical robustness
- Shock protection level up to IK03
- High vibration resistance with shakeproof connection screws (periodic retightening unnecessary)

## Control and signaling units

Harmony XB5, plastic

Pushbuttons, switches, and pilot lights

Complete units, XB5A

### Complete units

### Contact functions



Flush push, unmarked

XB5AA●1/AA42  
see page 22



Flush push, marked

XB5AA3311/AA33●1  
see page 26



Projecting push, marked

XB5AL4322  
see page 26



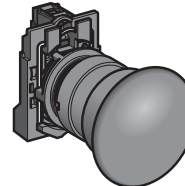
Booted flush push

XB5AP●1/AP42  
see page 25



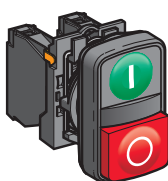
Projecting push, unmarked

XB5AL42  
see page 24



Ø 40/1.575 in. Mushroom head

XB5AC21  
see page 40



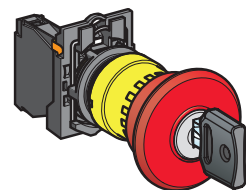

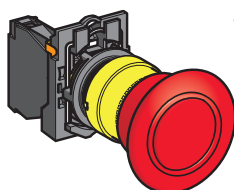
Double-headed

XB5AL73415  
see page 38



Triple-headed

XB5AA731327/XB5AA711237  
see page 39



Emergency stop or  
Emergency switching off  
mushroom head pushbuttons

Emergency stop trigger action and mechanical latching

Ø 40/1.575 in. Push-pull  
(EN/ISO 13850)


XB5AT845  
see page 42

Ø 40/1.575 in. Turn to release  
(EN/ISO 13850)

XB5AS844●  
see page 42

Ø 40/1.575 in. Key release  
(EN/ISO 13850)

XB5AS9445  
see page 42



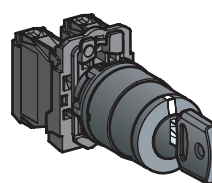
Standard handle, black

XB5AD●●  
see page 52



Long handle, black

XB5AJ●●  
see page 53



Key switch

XB5AG●●  
see page 54

Selector switches and  
key switches



## Control and signaling units

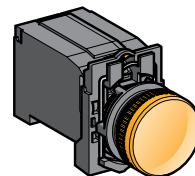
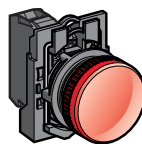
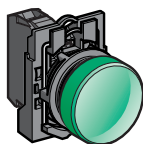
Harmony XB5, plastic

Pushbuttons, switches, and pilot lights

Complete units, XB5A

### Complete units (continued)

### Signaling functions



### Pilot lights

### Integral LED

XB5AVB●/AVG●/AVM●  
see page 64

### For bulb with BA 9s base fitting

### Direct supply

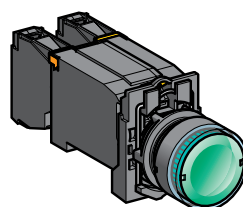
XB5AV6●  
see page 66

### Via integral transformer

XB5AV3●/AV4●  
see page 66

### Combined functions

### Contact and signaling functions



### Illuminated pushbuttons, spring return, flush push

### Integral LED

XB5AW3●B5/AW3●G5/AW3●M5  
see page 27

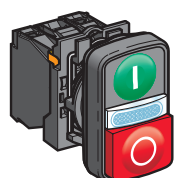
### For bulb with BA 9s base fitting

### Direct supply

XB5AW3●65  
see page 30

### Via integral transformer

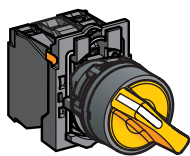
XB5AW3●35/AW3●45  
see page 30



### Double-headed pushbuttons, spring return, and pilot light block

### Integral LED

XB5AW73731●5  
see page 38



### Illuminated selector switches, standard handle

### Integral LED

XB5AK12●●5, XB5AK13●●5  
see page 56

## Control and signaling units

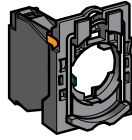
Harmony XB5, plastic

Pushbuttons, switches, and pilot lights

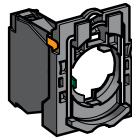
Sub-assemblies, ZB5A

### Non-illuminated units for user assembly

For pushbuttons, spring return, unmarked

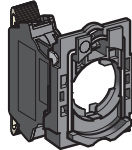


Screw clamp terminals  
ZB5AZ10●/AZ141  
see page 74



Faston  
ZB5AZ10●3  
see page 78

For pushbuttons, spring return, marked

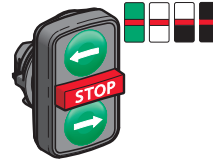


Spring clamp terminals  
ZBE10●5  
ZB5AZ10●5  
see page 76

For multiple-headed pushbuttons, spring return



Double-headed  
ZB5AA7●●●/AA79  
ZB5AL734●  
see page 38



Triple-headed  
ZB5AA7313●, ZB5AA711●●  
ZB5AA72124, ZB5AA791  
see page 39

For "push-push to release" pushbuttons



Flush push (caps mounted/not mounted)  
ZB5AH●●/CH●●  
see page 48



Projecting push  
ZB5AH●  
see page 48



Flush push (caps mounted/not mounted)  
ZB5CH0/CH0●  
see page 48

For "push-turn to release" pushbuttons

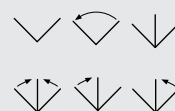


Key switches  
ZB5AFD●  
see page 49



Knurled knob (1)  
ZB5AF  
see page 49

(1) Knob positions



### Contact functions

#### Body sub-assemblies

#### Head sub-assemblies



Flush push without cap/with set of 6 caps  
ZB5AA0/AA9  
see page 22



Flush push  
ZB5AA●  
see page 22



Flush push for insertion of legend  
ZB5AA●8  
see page 22



Flush push, cap mounted/not mounted  
ZB5CA0/CA●  
see page 22



Projecting  
ZB5AL●  
see page 24



Recessed push  
ZB5AA●  
see page 23



Booted flush push, for insertion of legend  
ZB5AP●●/AP●S  
see page 25



Projecting or recessed push  
ZB5CA●●/CL●  
see page 23



Flush push  
ZB5AA●3●/AA●4●  
see page 26



Projecting push  
ZB5AL●3●  
see page 26



Flush push  
ZB5CA●3●/CA●9●●  
see page 26

# Control and signaling units

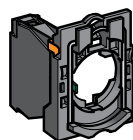
Harmony XB5, plastic

Pushbuttons, switches, and pilot lights

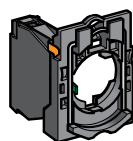
Sub-assemblies, ZB5A

## Non-illuminated units for user assembly (continued)

For mushroom head pushbuttons

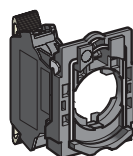

Screw clamp terminals  
ZB5AZ10●/AZ141  
see page 74

For Emergency stop or Emergency switching off mushroom head pushbuttons


Faston  
ZB5AZ10●3  
see page 78

Emergency stop trigger action and mechanical latching

Emergency switching off mechanical latching


Spring clamp terminals  
ZBE10●5  
ZB5AZ10●5  
see page 76

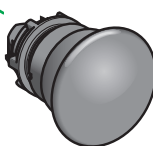
Emergency stop trigger action and mechanical latching


For selector switches and key switches

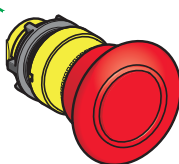
## Contact functions (continued)


### Body sub-assemblies

### Head sub-assemblies



Ø 30 mm/1.18 in.  
Ø 40 mm/1.57 in.  
Ø 60 mm/2.36 in.


Spring  
ZB5AC●/AR●  
see page 40

Ø 30 mm/1.18 in.  
Ø 40 mm/1.57 in.  
Ø 60 mm/2.36 in.

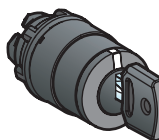
Latching  
ZB5A●2/AS●2/AS55  
see page 41

Ø 30 mm/1.18 in.  
Ø 40 mm/1.57 in.  
Ø 60 mm/2.36 in.

Push-pull (EN/ISO 13850)  
ZB5AT84  
see page 42

Ø 30 mm/1.18 in.  
Ø 40 mm/1.57 in.  
Ø 60 mm/2.36 in.

Turn to release (EN/ISO 13850)  
ZB5AS8●4  
see page 42

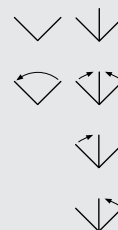
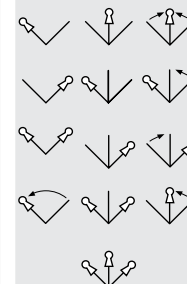
Push-pull (IEC 60364-5-53)  
ZB5AT●/AX●  
see page 43

Ø 30 mm/1.18 in.  
Ø 40 mm/1.57 in.  
Ø 60 mm/2.36 in.

Key release (EN/ISO 13850)  
ZB5AS9●4/AS944D,  
see page 42

Standard handle (1)  
ZB5AD●  
see page 52

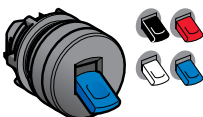
Long black handle (1)  
ZB5AJ●  
see page 53

Knurled black knob (1)  
ZB5AD●9  
see page 55

Key switch (2)  
ZB5AG●●  
see page 55


(1) Switch handle and knob positions


(2) Key switch positions  
Key withdrawal positions


For toggle switches


2-position lever (3)  
ZB5AD●8  
see page 55

(3) Lever positions



# Control and signaling units

Harmony XB5, plastic

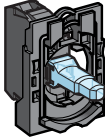
Pushbuttons, switches, and pilot lights

Sub-assemblies, ZB5A

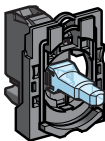
## Pilot lights for user assembly

### Signaling functions

#### Body sub-assemblies with integral LED

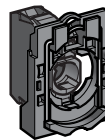


Connection: screw clamp terminals  
ZB5AVB●/AVG●/AVM●  
see page 76

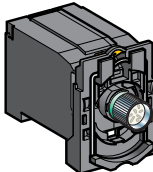


Connection: plug-in connector  
Please contact our Customer Care Center

#### Body sub-assemblies for BA 9s bulb



Direct supply  
Connection: screw clamp terminals  
ZB5AV6, see page 79



Via integral transformer  
Connection: screw clamp terminals  
ZB5AV●/AV3D●/AV5D●  
see page 79

#### Head sub-assemblies



With lens fitted (insertion of legend)  
ZB5AV0●3/AV0●3E, see page 65



With lens fitted  
ZB5CV0●3, see page 65



With 5 lens caps (not fitted) for insertion of legend  
ZB5AV003/AV0●3●, see page 65



With 5 separate lens caps, not fitted  
ZB5CV003, see page 65

#### Head sub-assemblies



With lens fitted  
ZB5AV0●, see page 65

## Illuminated pushbuttons for user assembly

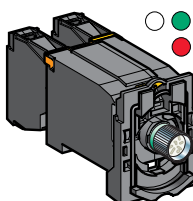
For illuminated pushbuttons, spring return

### Combined functions (contact and signaling)

#### Body sub-assemblies for BA 9s bulb



Direct supply  
Connection: screw clamp terminals  
ZB5AW06●  
see page 78



Via integral transformer  
Connection: screw clamp terminals  
ZB5AW03●/AW04●/AW05●  
see page 78

#### Head sub-assemblies



Flush  
ZB5AW3●/AW3●S  
see page 28



Projecting  
ZB5AW1●/AW1●S, see page 29



# Control and signaling units

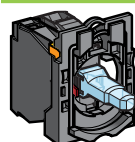
Harmony XB5, plastic

Pushbuttons, switches, and pilot lights

Sub-assemblies, ZB5A

## Illuminated pushbuttons for user assembly

For illuminated pushbuttons, spring return



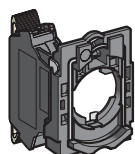
Connection: screw clamp terminals  
ZB5AW0B●●/AW0G●●/AW0M●●  
see page 80



Connection: plug-in connector

Please contact our Customer Care Center

For double-headed pushbuttons, spring return, with pilot light



Connection: spring clamp terminals  
ZBV ●●5  
see page 76

For illuminated, mushroom head pushbuttons, latching

For illuminated mushroom head pushbuttons

- Emergency stop with trigger action and mechanical latching

or

- Emergency switching off with mechanical latching only

For illuminated "push-push to release" pushbuttons

For illuminated selector switches, standard handle

## Combined functions (contact and signaling) (continued)

### Body sub-assemblies with integral LED

### Head sub-assemblies



Flush push with illuminated ring  
ZB5AW3●3/AW3●3S/AW9●3  
see page 28



Flush push for insertion of legend  
ZB5AA●8  
see page 22



Booted flush push  
ZB5AW5●3  
see page 28




Projecting push  
ZB5AW1●3/AW1●3S  
see page 29



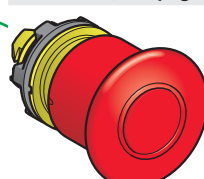
Flush or projecting push for insertion of legend  
ZB5CW3●3/CW1●3  
see page 29




Double-headed (flush/flush push) + central pilot light  
Double-headed (flush/projecting push) + central pilot light  
ZB5AW7A17●●, ZB5AW7A374●, ZB5AW7A9, see page 38  
ZB5AW7L374●, see page 38



Ø 40 mm/1.575 in. turn to release  
ZB5AW7●3, see page 41



Ø 40 mm/1.575 in. push-pull with mechanical state indicator (EN/ISO 13850)  
ZB5AT8643M  
see page 43



Ø 40 mm/1.575 in. turn to release (IEC 60364-5-53)  
ZB5AW743  
see page 43



Flush or projecting "push-push to release"  
ZB5AH0●3/AH●3  
see page 48



Flush "push-push to release"  
ZB5CH3●3  
see page 48



Standard handle (1)  
ZB5AK1●●3  
see page 57

(1) Handle positions





## Control and signaling units

Harmony XB5, plastic

Pushbuttons, switches, and pilot lights

Sub-assemblies, ZB5F Flush mounting heads

### Non-illuminated units for user assembly

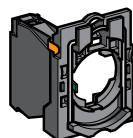
(continued)

For selector switches and key switches

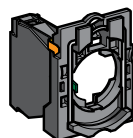
### Contact functions for Ø 30 mm mounting (continued)

Body sub-assemblies

Head sub-assemblies



Spring clamp terminals  
ZBE10●5  
ZB5AZ10●5  
see page 76



Faston  
ZB5AZ10●3  
see page 78



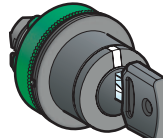
Standard handle (1)  
ZB5FD●  
see page 58



Long black handle (1)  
ZB5FJ●  
see page 59

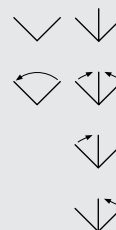


Knurled black knob (1)  
ZB5FD●9  
see page 61

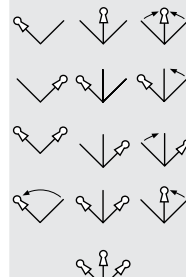


Key switch (2)  
ZB5FG●●  
see page 60

(1) Switch handle and knob positions



(2) Key switch positions  
⌘ Key withdrawal positions



Control and signaling units

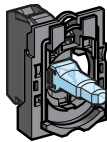
Harmony XB5, plastic  
Pushbuttons, switches, and pilot lights  
Sub-assemblies, ZB5F Flush mounting heads

Pilot lights  
for user assembly

Signaling functions for Ø 30 mm mounting

Body sub-assemblies  
with integral LED

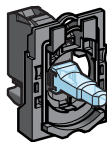
Head sub-assemblies



Connection: screw clamp terminals  
ZB5AVB●/AVG●/AVM●  
see page 82



With lens fitted (insertion of legend)  
ZB5FV0●3  
see page 69



Connection: plug-in connector  
Please contact our Customer Care  
Center



# Control and signaling units

Harmony XB5, plastic

Pushbuttons, switches, and pilot lights

Sub-assemblies, ZB5F Flush mounting heads

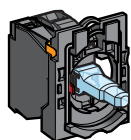
## Illuminated pushbuttons for user assembly

For illuminated pushbuttons, spring return

## Combined functions (contact and signaling)

Body sub-assemblies with integral LED

Head sub-assemblies



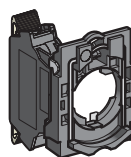
Connection: screw clamp terminals

ZB5AW0B●●/AW0G●●/AW0M●●  
see page 80



Connection: plug-in connector

Please contact our Customer Care Center



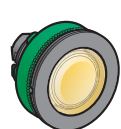
Connection: spring clamp terminals

ZBV●●5  
see page 76



Flush push with illuminated ring

ZB5FW9●3  
see page 36



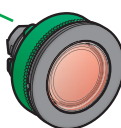
Flush push for insertion of legend

ZB5FA●8  
see page 32



Projecting push

ZB5FW1●3  
see page 37



Flush or projecting "push-push to release"

ZB5FH0●3/FH●3  
see page 51



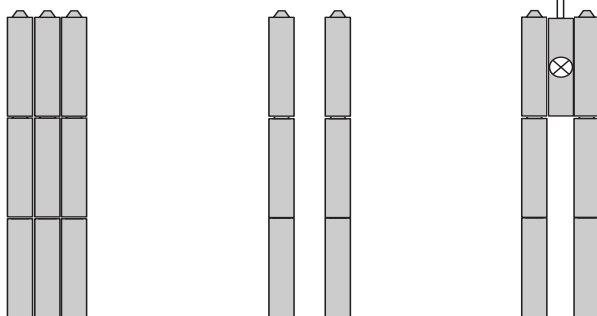
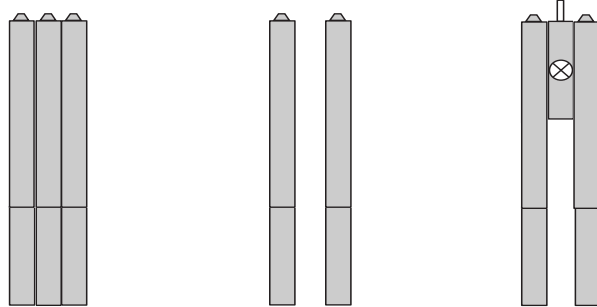
Standard handle (1)

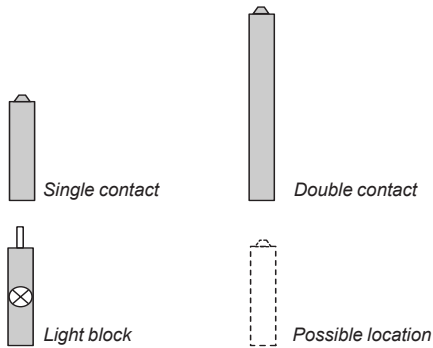
ZB5FK1●●3  
see page 63

(1) Handle positions



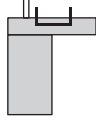
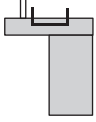
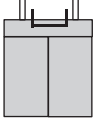
Control and signaling units  
Harmony XB5 plastic  
Contact mounting - Contact sequence

Maximum recommended configurations guaranteeing achievement of catalog characteristics				
Unit type Complete units XB5A, heads ZB5A and ZB5F (1)		Pushbuttons, spring return XB5AA●, ZB5AA●, (except ZB5AA●8) XB5AC●, ZB5AC●, XB5AL●, ZB5AL●, XB5AP●, ZB5AP●, ZB5AR● ZB5FA●,(except ZB5FA●8), ZB5FL● Triple-headed pushbuttons XB5AA731327, XB5AA711137, ZB5AA7313●, ZB5AA7111●, ZB5AA72124, ZB5AA791	Double-headed pushbuttons XB5AL73415, ZB5AA712●, ZB5A●734●, ZB5AA79	Illuminated pushbuttons, spring return XB5AW●, ZB5AW●, ZB5AA●8, ZB5FA●8 Double-headed pushbuttons + pilot light block XB5AW73731●5, ZB5AW7A17●●, ZB5AW7●374●, ZB5AW7A9
Solution using single contacts				
Solution using single and double contacts				
Maximum recommended configurations	Single contacts	9	6	6
	Double contacts	3	2	2
	+	+	+	+
	Single contacts	3	2	2
	Light block	—	—	1



Possible configurations for high-power switching contacts (2)

High-power switching contact blocks with screw clamp terminal connections:  
ZBE501, ZBE502, ZBE503, ZBE504, and ZBE505  
High-power switching contact blocks with connection by Faston connectors:  
ZBE5013, ZBE5023, ZBE5033, ZBE5043, and ZBE5053

		
1 NO	1 NC	1 NO + NC
		1 NO + NO
		1 NC + NC

(1) Flush mounted heads for Ø 30 mm/1.18 in.  
(2) The configurations are not upgradable and cannot be combined with other types of contact and signaling functions.  
(3) High-power switching contacts are not compatible with Harmony triple-headed pushbuttons.

Emergency stop or Emergency switching off XB5AT●, ZB5AT●, XB5AS●, ZB5AS●		Selector switches, ■ Standard handle XB5AD●, ZB5AD●, ZB5FD● ■ Long handle XB5AJ●, ZB5AJ●, ZB5FJ● ■ Knurled knob ZB5AD●9, ZB5FD●9 ■ Key switch XB5AG●, ZB5AG●, ZB5AG0●, ZB5FG●			Illuminated selector switches with standard handle XB5AK●, ZB5AK●, ZB5FK●	Toggle switches ZB5AD●8 Pushbuttons, push-turn to release, knurled operator ZB5AF●, or lockable ZB5AFD●	Pushbuttons, push-push ZB5AH●	Illuminated pusbuttons, push-push ZB5AH●3 ZB5AW743 Illuminated Emergency Stop ZB5AT8643M
							—	—
4	4	5	4	6	4	6	3	2
2	1	2	1	2	2	3	—	—
+	+	+	+	+	+	+		
0	2	1	2	2	0	0		
—	—	—	—	—	1	—	—	1

Sequence of contacts fitted to selector switch bodies

Unit type		Selector switches			
		2-position		3-position	
		315°	45°	315°	0°
		45°			45°
Push	Position	Top			
		Bottom			
	Location				
	State				
Contacts	NO				
	NC				
L left, C center, R right					
□ open, ■ closed					

Assembly of other products using:  
Body/contact assemblies: see page 74  
Accessories: see page 86

## Control and signaling units

Harmony XB5, plastic

Spring return pushbuttons, unmarked



XB5AA31



ZB5AA0



ZB5AA5



ZB5AA48



ZB5CA5

### Pushbuttons with flush push (1)

Screw clamp terminal connections (Schneider Electric anti-loosening system)

Shape of head	Type of push	Type of contact		Color of push	Reference	Weight kg/lb
		NO	NC			
<b>Complete units</b>						
	Flush	1	–	White	<b>XB5AA11</b> (ZB5AZ101 + ZB5AA1)	0.037/0.082
				Black	<b>XB5AA21</b> (ZB5AZ101 + ZB5AA2)	0.037/0.082
				Green	<b>XB5AA31</b> (ZB5AZ101 + ZB5AA3)	0.037/0.082
				Yellow	<b>XB5AA51</b> (ZB5AZ101 + ZB5AA5)	0.037/0.082
				Blue	<b>XB5AA61</b> (ZB5AZ101 + ZB5AA6)	0.037/0.082
		–	1	Red	<b>XB5AA42</b> (ZB5AZ102 + ZB5AA4)	0.037/0.082

### Heads only, circular

	Without cap (2)	–	<b>ZB5AA0</b>	0.022/0.049
	Flush, with set of 6 colored caps	6 colors (3)	<b>ZB5AA9</b>	0.027/0.060
	Flush		White <b>ZB5AA1</b>	0.018/0.040
			Black <b>ZB5AA2</b>	0.018/0.040
			Green <b>ZB5AA3</b>	0.018/0.040
			Red <b>ZB5AA4</b>	0.018/0.040
			Yellow <b>ZB5AA5</b>	0.018/0.040
			Blue <b>ZB5AA6</b>	0.018/0.040
			Gray <b>ZB5AA8</b>	0.018/0.040
	Flush with transparent cap for insertion of legend (4)		White <b>ZB5AA18</b>	0.018/0.040
			Green <b>ZB5AA38</b>	0.018/0.040
			Red <b>ZB5AA48</b>	0.018/0.040
			Yellow <b>ZB5AA58</b>	0.018/0.040
			Blue <b>ZB5AA68</b>	0.018/0.040
	Illuminated flush pushbutton head, with set of 6 colored caps	6 colors	<b>ZB5AA98</b>	0.018/0.040
	Flush (high bezel)		White <b>ZB5AA14</b>	0.020/0.044
			Black <b>ZB5AA24</b>	0.020/0.044
			Green <b>ZB5AA34</b>	0.020/0.044
			Red <b>ZB5AA44</b>	0.020/0.044
			Yellow <b>ZB5AA54</b>	0.020/0.044
			Blue <b>ZB5AA64</b>	0.020/0.044

### Heads only, square

	Without cap (2)	–	<b>ZB5CA0</b>	0.022/0.049
	Flush		White <b>ZB5CA1</b>	0.019/0.042
			Black <b>ZB5CA2</b>	0.019/0.042
			Green <b>ZB5CA3</b>	0.019/0.042
			Red <b>ZB5CA4</b>	0.019/0.042
			Yellow <b>ZB5CA5</b>	0.019/0.042
			Blue <b>ZB5CA6</b>	0.019/0.042

(1) For recommended maximum number of contacts constituting the body (fixing collar and contact) associated with the head, see page 20.

(2) Colored cap to be ordered separately (see page 86).

(3) Head supplied with 6 different colored caps (white, black, green, red, yellow, or blue) not fitted.

(4) For legend ordering information, see page 97.

Assembly of other products using:  
Body/contact assemblies: see page 74  
Accessories: see page 86

## Control and signaling units

Harmony XB5, plastic

Spring return pushbuttons, unmarked



ZB5AA16




ZB5CA16

### Pushbuttons with recessed push <sup>(1)</sup>

#### High guard

Shape of head	Type of push	Color	Reference	Weight kg/lb
Heads only, circular				
	Recessed (high guard)	White	<b>ZB5AA16</b>	0.020/0.044
		Black	<b>ZB5AA26</b>	0.020/0.044
		Green	<b>ZB5AA36</b>	0.020/0.044
		Red	<b>ZB5AA46</b>	0.020/0.044
		Yellow	<b>ZB5AA56</b>	0.020/0.044
		Blue	<b>ZB5AA66</b>	0.020/0.044

#### Heads only, square

	Recessed (high guard)	White	<b>ZB5CA16</b>	0.012/0.026
		Black	<b>ZB5CA26</b>	0.012/0.026
		Green	<b>ZB5CA36</b>	0.012/0.026
		Red	<b>ZB5CA46</b>	0.012/0.026
		Yellow	<b>ZB5CA56</b>	0.012/0.026
		Blue	<b>ZB5CA66</b>	0.012/0.026

(1) For recommended maximum number of contacts constituting the body (fixing collar and contact) associated with the head, see page 20.

Assembly of other products using:  
Body/contact assemblies: see page 74  
Accessories: see page 86

Control and signaling units  
Harmony XB5, plastic  
Spring return pushbuttons, unmarked



Pushbuttons with projecting push <sup>(1)</sup>						
Screw clamp terminal connections (Schneider Electric anti-loosening system)						
Shape of head	Type of push	Type of contact		Color of push	Reference	Weight kg/lb
		NO	NC			
Complete units						
	Projecting	—	1	Red	<b>XB5AL42</b> (ZB5AZ102 + ZB5AL4)	0.038/0.084
Heads only, circular						
	Projecting			White	<b>ZB5AL1</b>	0.019/0.042
				Black	<b>ZB5AL2</b>	0.019/0.042
				Green	<b>ZB5AL3</b>	0.019/0.042
				Red	<b>ZB5AL4</b>	0.019/0.042
				Yellow	<b>ZB5AL5</b>	0.019/0.042
				Blue	<b>ZB5AL6</b>	0.019/0.042
Heads only, square						
	Projecting			White	<b>ZB5CL1</b>	0.021/0.046
				Black	<b>ZB5CL2</b>	0.021/0.046
				Green	<b>ZB5CL3</b>	0.021/0.046
				Red	<b>ZB5CL4</b>	0.021/0.046
				Yellow	<b>ZB5CL5</b>	0.021/0.046
				Blue	<b>ZB5CL6</b>	0.021/0.046

(1) For recommended maximum number of contacts constituting the body (fixing collar and contact) associated with the head, see page 20.

Assembly of other products using:  
 Body/contact assemblies: see page 74  
 Combined sub-assemblies: see page 80  
 Accessories: see page 86

# Control and signaling units

Harmony XB5, plastic

Spring return pushbuttons, unmarked



XB5AP51

## Pushbuttons with booted head (1)

Screw clamp terminal connections (Schneider Electric anti-loosening system)

Shape of head	Type of push	Type of contact		Color of push	Reference	Weight kg/lb
		NO	NC			

### Complete units

	<b>Booted, clear silicone</b> (color of push unobscured)	1	–	Black	<b>XB5AP21</b> (ZB5AZ101 + ZB5AP2)	0.039/0.086
				Green	<b>XB5AP31</b> (ZB5AZ101 + ZB5AP3)	0.039/0.086
				Yellow	<b>XB5AP51</b> (ZB5AZ101 + ZB5AP5)	0.039/0.086
				Blue	<b>XB5AP61</b> (ZB5AZ101 + ZB5AP6)	0.039/0.086
		–	1	Red	<b>XB5AP42</b> (ZB5AZ102 + ZB5AP4)	0.039/0.086

### Silicone booted heads only, with increased protection (IP 69K)

	<b>Flush</b> <b>Clear boot (2)</b> For insertion of protected legend within head (3)	White	<b>ZB5AP18</b>	0.023/0.051
		Green	<b>ZB5AP38</b>	0.023/0.051
		Red	<b>ZB5AP48</b>	0.023/0.051
		Yellow	<b>ZB5AP58</b>	0.023/0.051
		Blue	<b>ZB5AP68</b>	0.023/0.051
	<b>Projecting</b> <b>Clear boot (2)</b>	White	<b>ZB5AP1</b>	0.014/0.031
		Black	<b>ZB5AP2</b>	0.014/0.031
		Green	<b>ZB5AP3</b>	0.014/0.031
		Red	<b>ZB5AP4</b>	0.014/0.031
		Yellow	<b>ZB5AP5</b>	0.014/0.031
		Blue	<b>ZB5AP6</b>	0.014/0.031

### Silicone booted heads only, standard for routing with legend holder (IP 66)

	<b>Flush</b> <b>Colored boot (4)</b>	White	<b>ZB5AP1S</b>	0.021/0.046
		Black	<b>ZB5AP2S</b>	0.021/0.046
		Green	<b>ZB5AP3S</b>	0.021/0.046
		Red	<b>ZB5AP4S</b>	0.021/0.046
		Yellow	<b>ZB5AP5S</b>	0.021/0.046
		Blue	<b>ZB5AP6S</b>	0.021/0.046
	<b>Clear membrane (4)</b> For insertion of protected legend within head (3)	White	<b>ZB5AP183</b>	0.010/0.022
		Green	<b>ZB5AP383</b>	0.010/0.022
		Red	<b>ZB5AP483</b>	0.010/0.022
		Yellow	<b>ZB5AP583</b>	0.010/0.022
		Blue	<b>ZB5AP683</b>	0.010/0.022

(1) For recommended maximum number of contacts constituting the body (fixing collar and contact) associated with the head, see page 20.

(2) Permissible panel thickness 1 to 5 mm/0.039 to 0.197 in., cannot be used with legend holders.

(3) To order a legend for insertion within the head, see page 97.

(4) For replacement of silicone protection element without dismantling head, see page 88.



ZB5AP4



ZB5AP2S



ZB5AP383



## Control and signaling units

Harmony XB5, plastic

Spring return pushbuttons, with marking



XB5AA4322



ZB5AA331



ZB5AA432



ZB5CA432



ZB5AL232

## Pushbuttons with flush or projecting push (1)

Screw clamp terminal connections (Schneider Electric anti-loosening system)

Shape of head	Type of push	Type of contact		Marking Text (color)	Color of push	Reference	Weight kg/lb
		NO	NC				
<b>Complete units</b>							
	Flush	1	—	"I" (white)	Green	<b>XB5AA3311</b> (ZB5AZ101 + ZB5AA331)	0.037/0.082
	Flush	—	1	"O" (white)	Red	<b>XB5AA4322</b> (ZB5AZ102 + ZB5AA432)	0.037/0.082
	Projecting	—	1	"O" (white)	Red	<b>XB5AL4322</b> (ZB5AZ102 + ZB5AL432)	0.037/0.082
	Flush (2)	1	—	↑ (black)	White	<b>XB5AA3341</b> (ZB5AZ101 + ZB5AA334)	0.037/0.082
	Flush (2)	1	—	↓ (white)	Black	<b>XB5AA3351</b> (ZB5AZ101 + ZB5AA335)	0.037/0.082

## Heads only, circular

	Flush	"I" (white)	Green	<b>ZB5AA331</b>	0.018/0.040
		"I" (black)	White	<b>ZB5AA131</b>	0.018/0.040
		"II" (white)	Green	<b>ZB5AA336</b>	0.018/0.040
		"II" (black)	White	<b>ZB5AA136</b>	0.018/0.040
		"START" (white)	Green	<b>ZB5AA333</b>	0.018/0.040
		"START" (black)	White	<b>ZB5AA133</b>	0.018/0.040
		"ON" (white)	Green	<b>ZB5AA341</b>	0.018/0.040
		"ON" (black)	White	<b>ZB5AA141</b>	0.018/0.040
		"MARCHE" (white)	Green	<b>ZB5AA342</b>	0.018/0.040
		"MARCHE" (black)	White	<b>ZB5AA142</b>	0.018/0.040
		(white)	Black	<b>ZB5AA245</b>	0.018/0.040
		(black)	White	<b>ZB5AA145</b>	0.018/0.040
		"O" (white)	Red	<b>ZB5AA432</b>	0.018/0.040
			Black	<b>ZB5AA232</b>	0.018/0.040
		"ARRET" (white)	Red	<b>ZB5AA433</b>	0.018/0.040
			Black	<b>ZB5AA233</b>	0.018/0.040
		"STOP" (white)	Red	<b>ZB5AA434</b>	0.018/0.040
			Black	<b>ZB5AA234</b>	0.018/0.040
		"OFF" (white)	Red	<b>ZB5AA435</b>	0.018/0.040
			Black	<b>ZB5AA235</b>	0.018/0.040
		UP (black)	White	<b>ZB5AA343</b>	0.018/0.040
		Down (white)	Black	<b>ZB5AA344</b>	0.018/0.040
		↑ (black) (2)	White	<b>ZB5AA334</b>	0.018/0.040
		↓ (white) (2)	Black	<b>ZB5AA335</b>	0.018/0.040

## Heads only, square

	Flush (2)	"I" (white)	Green	<b>ZB5CA331</b>	0.019/0.042
		"O" (white)	Red	<b>ZB5CA432</b>	0.019/0.042
		"+" (white)	Black	<b>ZB5CA2934</b>	0.019/0.042
		↑ (white)	Black	<b>ZB5CA2912</b>	0.019/0.042
		"R" (white)	Blue	<b>ZB5CA6939</b>	0.019/0.042

## Heads only, circular

	Projecting (2)	"O" (white)	Red	<b>ZB5AL432</b>	0.019/0.042
			Black	<b>ZB5AL232</b>	0.019/0.042
		"ARRET" (white)	Red	<b>ZB5AL433</b>	0.019/0.042
			Black	<b>ZB5AL233</b>	0.019/0.042
		"STOP" (white)	Red	<b>ZB5AL434</b>	0.019/0.042
			Black	<b>ZB5AL234</b>	0.019/0.042
		"OFF" (white)	Red	<b>ZB5AL435</b>	0.019/0.042
			Black	<b>ZB5AL235</b>	0.019/0.042

(1) For recommended maximum number of contacts constituting the body (fixing collar and contact) associated with the head, see page 20.


(2) Product supplied with cap not clipped-in, allowing orientation through 360° in 90° steps.

Assembly of other products using:  
 Body/contact assemblies: see page 74  
 Accessories: see page 86

## Control and signaling units

Harmony XB5, plastic

Illuminated pushbuttons, spring return, with integral LED



XB5AW31B5



XB5AW34G5

Illuminated pushbuttons with flush push <sup>(1)</sup>							
Screw clamp terminal connections (Schneider Electric anti-loosening system)							
Shape of head	Description	Type of contact		Supply voltage V	Color of push	Reference	Weight kg/lb
		NO	NC				
Complete units - With plain lens							
	Integral LED	1	1	24 ~ 50/60 Hz	White	<b>XB5AW31B5</b> (ZB5AW0B15 + ZB5AW313)	0.056/0.123
					Green	<b>XB5AW33B5</b> (ZB5AW0B35 + ZB5AW333)	0.056/0.123
					Red	<b>XB5AW34B5</b> (ZB5AW0B45 + ZB5AW343)	0.056/0.123
					Orange	<b>XB5AW35B5</b> (ZB5AW0B55 + ZB5AW353)	0.056/0.123
					Blue	<b>XB5AW36B5</b> (ZB5AW0B65 + ZB5AW363)	0.056/0.123
				110...120 ~ 50/60 Hz	White	<b>XB5AW31G5</b> (ZB5AW0G15 + ZB5AW313)	0.056/0.123
					Green	<b>XB5AW33G5</b> (ZB5AW0G35 + ZB5AW333)	0.056/0.123
					Red	<b>XB5AW34G5</b> (ZB5AW0G45 + ZB5AW343)	0.056/0.123
					Orange	<b>XB5AW35G5</b> (ZB5AW0G55 + ZB5AW353)	0.056/0.123
					Blue	<b>XB5AW36G5</b> (ZB5AW0G65 + ZB5AW363)	0.056/0.123
				230...240 ~ 50/60 Hz	White	<b>XB5AW31M5</b> (ZB5AW0M15 + ZB5AW313)	0.056/0.123
					Green	<b>XB5AW33M5</b> (ZB5AW0M35 + ZB5AW333)	0.056/0.123
					Red	<b>XB5AW34M5</b> (ZB5AW0M45 + ZB5AW343)	0.056/0.123
					Orange	<b>XB5AW35M5</b> (ZB5AW0M55 + ZB5AW353)	0.056/0.123
					Blue	<b>XB5AW36M5</b> (ZB5AW0M65 + ZB5AW363)	0.056/0.123

(1) For recommended maximum number of contacts constituting the body (fixing collar and contact) associated with the head, see page 20.

Assembly of other products using:  
 Combined sub-assemblies: see page 80  
 Accessories: see page 86

# Control and signaling units

Harmony XB5, plastic

Illuminated pushbuttons, spring return, with integral LED




ZB5AW313



ZB5AW363

## Illuminated pushbuttons with flush push (1)

Shape of head	Type of push	Color	Reference	Weight kg/lb
Heads only, circular (2) - With plain lens				
 Protected <sup>®</sup> LED	Flush	White	ZB5AW313	0.017/0.037
		Green	ZB5AW333	0.017/0.037
		Red	ZB5AW343	0.017/0.037
		Orange	ZB5AW353	0.017/0.037
		Yellow	ZB5AW383	0.017/0.037
		Blue	ZB5AW363	0.017/0.037
 Protected <sup>®</sup> LED	Flush with illuminated ring	White	ZB5AW913	0.016/0.035
		Green	ZB5AW933	0.016/0.035
		Red	ZB5AW943	0.016/0.035
		Orange	ZB5AW953	0.016/0.035
		Yellow	ZB5AW983	0.016/0.035
		Blue	ZB5AW963	0.016/0.035
 Protected <sup>®</sup> LED	Flush with clear boot (IP 69 K)	White	ZB5AW513	0.019/0.042
		Green	ZB5AW533	0.019/0.042
		Red	ZB5AW543	0.019/0.042
		Orange	ZB5AW553	0.019/0.042
		Yellow	ZB5AW583	0.019/0.042
		Blue	ZB5AW563	0.019/0.042
 Protected <sup>®</sup> LED	Flush for insertion of legend (3) (IP 69 K)	White	ZB5AA18	0.018/0.040
		Green	ZB5AA38	0.018/0.040
		Red	ZB5AA48	0.018/0.040
		Orange	ZB5AA58	0.018/0.040
		Yellow	ZB5AA88	0.018/0.040
		Blue	ZB5AA68	0.018/0.040
 Protected <sup>®</sup> LED	Illuminated flush pushbutton head, with set of 6 colored caps	6 colors	ZB5AA98	0.018/0.040
Heads only, circular (2) - With grooved lens (4)				
 Protected <sup>®</sup> LED	Flush	White	ZB5AW313S	0.017/0.037
		Green	ZB5AW333S	0.017/0.037
		Red	ZB5AW343S	0.017/0.037
		Orange	ZB5AW353S	0.017/0.037
		Yellow	ZB5AW383S	0.017/0.037
		Blue	ZB5AW363S	0.017/0.037
Heads only, square (2)				
 Protected <sup>®</sup> LED	Flush (legend can be inserted)	White	ZB5CW313	0.023/0.051
		Green	ZB5CW333	0.023/0.051
		Red	ZB5CW343	0.023/0.051
		Orange	ZB5CW353	0.023/0.051
		Blue	ZB5CW363	0.023/0.051
 Protected <sup>®</sup> LED	Flush (high guard)	White	ZB5CW3136	0.014/0.031
		Green	ZB5CW3336	0.014/0.031
		Red	ZB5CW3436	0.014/0.031
		Orange	ZB5CW3536	0.014/0.031
		Blue	ZB5CW3636	0.014/0.031

(1) For recommended maximum number of contacts constituting the body (fixing collar and contact) associated with the head, see page 20.

(2) Only for use with bodies comprising a light source with integral LED.

(3) For legend ordering information, see page 97.

(4) For use in bright ambient light conditions (for example, outdoors in sunlight).



ZB5CW313



ZB5CW3136

Assembly of other products using:  
 Combined sub-assemblies: see page 80  
 Accessories: see page 86

## Control and signaling units

Harmony XB5, plastic

Illuminated pushbuttons, spring return, with integral LED






ZB5AW143



ZB5CW143

### Illuminated pushbuttons with projecting push (1)

Shape of head	Type of push	Color	Reference	Weight kg/lb
Heads only, circular (2) - With plain lens				
 Protected LED	Projecting	White	ZB5AW113	0.018/0.040
		Green	ZB5AW133	0.018/0.040
		Red	ZB5AW143	0.018/0.040
		Orange	ZB5AW153	0.018/0.040
		Yellow	ZB5AW183	0.018/0.040
		Blue	ZB5AW163	0.018/0.040
Heads only, circular (2) - With grooved lens (3)				
 Protected LED	Projecting	White	ZB5AW113S	0.017/0.037
		Green	ZB5AW133S	0.017/0.037
		Red	ZB5AW143S	0.017/0.037
		Orange	ZB5AW153S	0.017/0.037
		Yellow	ZB5AW183S	0.017/0.037
		Blue	ZB5AW163S	0.017/0.037
Heads only, square (2)				
 Protected LED	Projecting (legend can be inserted)	White	ZB5CW113	0.024/0.053
		Green	ZB5CW133	0.024/0.053
		Red	ZB5CW143	0.024/0.053
		Orange	ZB5CW153	0.024/0.053
		Blue	ZB5CW163	0.024/0.053

(1) For recommended maximum number of contacts constituting the body (fixing collar and contact) associated with the head, see page 20.

(2) Only for use with bodies comprising a light source with integral LED.

(3) For use in bright ambient light conditions (for example, outdoors in sunlight).

Assembly of other products using:  
Combined sub-assemblies: see page 80  
Accessories: see page 86

# Control and signaling units

Harmony XB5, plastic

Illuminated pushbuttons, spring return,  
with BA 9s base fitting



XB5AW3465



XB5AW3335



ZB5AW33

## Illuminated pushbuttons with flush push (1)

Screw clamp terminal connections (Schneider Electric anti-loosening system)

Shape of head	Description	Type of contact		Supply voltage V	Color of push	Reference	Weight kg/lb
		NO	NC				

### Complete units - With plain lens

	Direct supply for bulb with BA9s base fitting, 2.4 W max. (bulb not included)	1	1	≤ 250	White	<b>XB5AW3165</b> (ZB5AW065 + ZB5AW31)	0.057/0.126
					Green	<b>XB5AW3365</b> (ZB5AW065 + ZB5AW33)	0.057/0.126
					Red	<b>XB5AW3465</b> (ZB5AW065 + ZB5AW34)	0.057/0.126
					Orange	<b>XB5AW3565</b> (ZB5AW065 + ZB5AW35)	0.057/0.126
	Via integral transformer 1.2 VA, 6 V secondary, incandescent bulb with BA9s base fitting (bulb included)	1	1	110...120 ~ 50/60 Hz	White	<b>XB5AW3135</b> (ZB5AW035 + ZB5AW31)	0.128/0.282
					Green	<b>XB5AW3335</b> (ZB5AW035 + ZB5AW33)	0.128/0.282
					Red	<b>XB5AW3435</b> (ZB5AW035 + ZB5AW34)	0.128/0.282
					Orange	<b>XB5AW3535</b> (ZB5AW035 + ZB5AW35)	0.128/0.282
				230 ~ 50 Hz 220...240 ~ 60 Hz	White	<b>XB5AW3145</b> (ZB5AW045 + ZB5AW31)	0.129/0.284
					Green	<b>XB5AW3345</b> (ZB5AW045 + ZB5AW33)	0.129/0.284
					Red	<b>XB5AW3445</b> (ZB5AW045 + ZB5AW34)	0.129/0.284
					Orange	<b>XB5AW3545</b> (ZB5AW045 + ZB5AW35)	0.129/0.284

### Heads only (2) - With plain lens

	Flush	White	<b>ZB5AW31</b>	0.018/0.040
		Green	<b>ZB5AW33</b>	0.018/0.040
		Red	<b>ZB5AW34</b>	0.018/0.040
		Orange	<b>ZB5AW35</b>	0.018/0.040
		Blue	<b>ZB5AW36</b>	0.018/0.040
		Clear	<b>ZB5AW37</b>	0.018/0.040

### Heads only (2) - With grooved lens (3)

	Flush	White	<b>ZB5AW31S</b>	0.018/0.040
		Green	<b>ZB5AW33S</b>	0.018/0.040
		Red	<b>ZB5AW34S</b>	0.018/0.040
		Orange	<b>ZB5AW35S</b>	0.018/0.040
		Blue	<b>ZB5AW36S</b>	0.018/0.040
		Clear	<b>ZB5AW37S</b>	0.018/0.040

(1) For recommended maximum number of contacts constituting the body (fixing collar and contact) associated with the head, see page 20.

(2) Only for use with bodies comprising a light source with BA9s base fitting bulb (incandescent, neon, or LED).

(3) For use in bright ambient light conditions (for example, outdoors in sunlight).

Assembly of other products using:  
Combined sub-assemblies: see page 80  
Accessories: see page 86

## Control and signaling units

Harmony XB5, plastic

Illuminated pushbuttons, spring return,  
with BA 9s base fitting

XB5\_033\_CP0DA2016084



ZB5AW13

### Illuminated pushbuttons with projecting push <sup>(1)</sup>

#### Heads only <sup>(2)</sup> - With plain lens

	Projecting	White	<b>ZB5AW11</b>	0.017/0.037
		Green	<b>ZB5AW13</b>	0.017/0.037
		Red	<b>ZB5AW14</b>	0.017/0.037
		Orange	<b>ZB5AW15</b>	0.017/0.037
		Blue	<b>ZB5AW16</b>	0.017/0.037
		Clear	<b>ZB5AW17</b>	0.017/0.037

#### Heads only <sup>(2)</sup> - With grooved lens <sup>(3)</sup>

	Projecting	White	<b>ZB5AW11S</b>	0.018/0.040
		Green	<b>ZB5AW13S</b>	0.018/0.040
		Red	<b>ZB5AW14S</b>	0.018/0.040
		Orange	<b>ZB5AW15S</b>	0.018/0.040
		Blue	<b>ZB5AW16S</b>	0.018/0.040
		Clear	<b>ZB5AW17S</b>	0.018/0.040

<sup>(1)</sup> For recommended maximum number of contacts constituting the body (fixing collar and contact) associated with the head, see page 20.

<sup>(2)</sup> Only for use with bodies comprising a light source with BA9s base fitting bulb (incandescent, neon, or LED).

<sup>(3)</sup> For use in bright ambient light conditions (for example, outdoors in sunlight).



# Control and signaling units

Harmony XB5, plastic

Flush mounted spring return pushbuttons, unmarked



XB5FA31




ZB5FA0



ZB5FA9



ZB5FA4



ZB5FA66

## Flush mounted pushbuttons with flush push for Ø 30 mm <sup>(1)</sup> Screw clamp terminal connections (Schneider Electric anti-loosening system)

Shape of head	Type of push	Type of contact		Color of push	Reference	Weight kg/lb
		NO	NC			

Complete units						
	Flush	1	–	White	<b>XB5FA11</b> (ZB5AZ101 + ZB5FA1)	0.037/0.082
				Black	<b>XB5FA21</b> (ZB5AZ101 + ZB5FA2)	0.037/0.082
				Green	<b>XB5FA31</b> (ZB5AZ101 + ZB5FA3)	0.037/0.082
				Yellow	<b>XB5FA51</b> (ZB5AZ101 + ZB5FA5)	0.037/0.082
				Blue	<b>XB5FA61</b> (ZB5AZ101 + ZB5FA6)	0.037/0.082
		–	1	Red	<b>XB5FA42</b> (ZB5AZ102 + ZB5FA4)	0.037/0.082

Heads only, circular						
	Without cap <sup>(2)</sup>	–			<b>ZB5FA0</b>	0.022/0.049
	Flush, with set of 6 colored caps			6 colors <sup>(3)</sup>	<b>ZB5FA9</b>	0.027/0.060
	Flush			White	<b>ZB5FA1</b>	0.018/0.040
				Black	<b>ZB5FA2</b>	0.018/0.040
				Green	<b>ZB5FA3</b>	0.018/0.040
				Red	<b>ZB5FA4</b>	0.018/0.040
				Yellow	<b>ZB5FA5</b>	0.018/0.040
				Blue	<b>ZB5FA6</b>	0.018/0.040
				Gray	<b>ZB5FA8</b>	0.018/0.040
	Flush with transparent cap for insertion of legend <sup>(4)</sup>			White	<b>ZB5FA18</b>	0.018/0.040
				Green	<b>ZB5FA38</b>	0.018/0.040
				Red	<b>ZB5FA48</b>	0.018/0.040
				Yellow	<b>ZB5FA58</b>	0.018/0.040
				Blue	<b>ZB5FA68</b>	0.018/0.040

## Flush mounted pushbutton with recessed push for Ø 30 mm <sup>(1)</sup> High guard

Shape of head	Type of push	Color	Reference	Weight kg/lb
Heads only, circular				
	Recessed (high guard)	White	<b>ZB5FA16</b>	0.020/0.044
		Black	<b>ZB5FA26</b>	0.020/0.044
		Green	<b>ZB5FA36</b>	0.020/0.044
		Red	<b>ZB5FA46</b>	0.020/0.044
		Yellow	<b>ZB5FA56</b>	0.020/0.044
		Blue	<b>ZB5FA66</b>	0.020/0.044

(1) For recommended maximum number of contacts constituting the body (fixing collar and contact) associated with the head, see page 20.

(2) Colored cap to be ordered separately (see page 86).

(3) Head supplied with 6 different colored caps (white, black, green, red, yellow, or blue) not fitted.

(4) For legend ordering information, see page 97.

Assembly of other products using:  
 Body/contact assemblies: see page 74  
 Accessories: see page 86

## Control and signaling units



Harmony XB5, plastic

Flush mounted spring return pushbuttons, unmarked




### Flush mounted pushbuttons with projecting push for Ø 30 mm <sup>(1)</sup>


Screw clamp terminal connections (Schneider Electric anti-loosening system)

Shape of head	Type of push	Type of contact		Color of push	Reference	Weight kg/lb
						
		NO	NC			

#### Complete units

	Projecting	—	1	Red	<b>XB5FL42</b> (ZB5AZ102 + ZB5FL4)	0.038/0.084
---	------------	---	---	-----	---------------------------------------	-------------

#### Heads only, circular












	Projecting			White	<b>ZB5FL1</b>	0.019/0.042
				Black	<b>ZB5FL2</b>	0.019/0.042
				Green	<b>ZB5FL3</b>	0.019/0.042
				Red	<b>ZB5FL4</b>	0.019/0.042
				Yellow	<b>ZB5FL5</b>	0.019/0.042
				Blue	<b>ZB5FL6</b>	0.019/0.042

(1) For recommended maximum number of contacts constituting the body (fixing collar and contact) associated with the head, see page 20.

# Control and signaling units

Harmony XB5, plastic

Flush mounted spring return pushbuttons, with marking

Flush mounted pushbuttons with flush or projecting push for Ø 30 mm <sup>(1)</sup>							
Screw clamp terminal connections (Schneider Electric anti-loosening system)							
Shape of head	Type of push	Type of contact		Marking Text (color)	Color of push	Reference	Weight kg/lb
							
		NO	NC				
Complete units							
	Flush	1	–	"I" (white)	Green	<b>XB5FA3311</b> (ZB5AZ101 + ZB5FA331)	0.037/0.082
	Flush	–	1	"O" (white)	Red	<b>XB5FA4322</b> (ZB5AZ102 + ZB5FA432)	0.037/0.082
	Projecting	–	1	"O" (white)	Red	<b>XB5FL4322</b> (ZB5AZ102 + ZB5FL432)	0.037/0.082
	Flush (2)	1	–	↑ (black)	White	<b>XB5FA3341</b> (ZB5AZ101 + ZB5FA334)	0.037/0.082
	Flush (2)	1	–	↓ (white)	Black	<b>XB5FA3351</b> (ZB5AZ101 + ZB5FA335)	0.037/0.082
Heads only, circular							
	Flush			"I" (white)	Green	<b>ZB5FA331</b>	0.018/0.040
				"I" (black)	White	<b>ZB5FA131</b>	0.018/0.040
				"II" (white)	Green	<b>ZB5FA336</b>	0.018/0.040
				"II" (black)	White	<b>ZB5FA136</b>	0.018/0.040
				"START" (white)	Green	<b>ZB5FA333</b>	0.018/0.040
				"START" (black)	White	<b>ZB5FA133</b>	0.018/0.040
				"ON" (white)	Green	<b>ZB5FA341</b>	0.018/0.040
				"ON" (black)	White	<b>ZB5FA141</b>	0.018/0.040
				"MARCHE" (white)	Green	<b>ZB5FA342</b>	0.018/0.040
				"MARCHE" (black)	White	<b>ZB5FA142</b>	0.018/0.040
				 (white)	Black	<b>ZB5FA245</b>	0.018/0.040
				 (black)	White	<b>ZB5FA145</b>	0.018/0.040
				"O" (white)	Red	<b>ZB5FA432</b>	0.018/0.040
					Black	<b>ZB5FA232</b>	0.018/0.040
				"ARRET" (white)	Red	<b>ZB5FA433</b>	0.018/0.040
					Black	<b>ZB5FA233</b>	0.018/0.040
				"STOP" (white)	Red	<b>ZB5FA434</b>	0.018/0.040
					Black	<b>ZB5FA234</b>	0.018/0.040
				"OFF" (white)	Red	<b>ZB5FA435</b>	0.018/0.040
					Black	<b>ZB5FA235</b>	0.018/0.040
				UP (black)	White	<b>ZB5FA343</b>	0.018/0.040
				Down (white)	Black	<b>ZB5FA344</b>	0.018/0.040
				↑ (black) (2)	White	<b>ZB5FA334</b>	0.018/0.040
				↓ (white) (2)	Black	<b>ZB5FA335</b>	0.018/0.040
Heads only, circular							
	Projecting (2)			"O" (white)	Red	<b>ZB5FL432</b>	0.019/0.042
					Black	<b>ZB5FL232</b>	0.019/0.042
				"ARRET" (white)	Red	<b>ZB5FL433</b>	0.019/0.042
				"STOP" (white)	Red	<b>ZB5FL434</b>	0.019/0.042
					Black	<b>ZB5FL234</b>	0.019/0.042
				"OFF" (white)	Red	<b>ZB5FL435</b>	0.019/0.042
					Black	<b>ZB5FL235</b>	0.019/0.042

(1) For recommended maximum number of contacts constituting the body (fixing collar and contact) associated with the head, see page 20.

(2) Product supplied with cap not clipped-in, allowing orientation through 360° in 90° steps.

Assembly of other products using:  
Body/contact assemblies: see page 74  
Accessories: see page 86

## Control and signaling units

Harmony XB5, plastic




Flush mounted illuminated pushbuttons, spring return,  
with integral LED



XB5FW31B5



XB5FW34G5

Flush mounted illuminated pushbuttons with flush push for Ø 30 mm <sup>(1)</sup>							
Screw clamp terminal connections (Schneider Electric anti-loosening system)							
Shape of head	Description	Type of contact		Supply voltage V	Color of push	Reference	Weight kg/lb
		 NO	 NC				
Complete units - With plain lens							
	Integral LED	1	1	24 ~ 50/60 Hz	White	<b>XB5FW31B5</b> (ZB5AW0B15 + ZB5FW313)	0.056/0.123
					Green	<b>XB5FW33B5</b> (ZB5AW0B35 + ZB5FW333)	0.056/0.123
					Red	<b>XB5FW34B5</b> (ZB5AW0B45 + ZB5FW343)	0.056/0.123
					Orange	<b>XB5FW35B5</b> (ZB5AW0B55 + ZB5FW353)	0.056/0.123
					Blue	<b>XB5FW36B5</b> (ZB5AW0B65 + ZB5FW363)	0.056/0.123
				110...120 ~ 50/60 Hz	White	<b>XB5FW31G5</b> (ZB5AW0G15 + ZB5FW313)	0.056/0.123
					Green	<b>XB5FW33G5</b> (ZB5AW0G35 + ZB5FW333)	0.056/0.123
					Red	<b>XB5FW34G5</b> (ZB5AW0G45 + ZB5FW343)	0.056/0.123
					Orange	<b>XB5FW35G5</b> (ZB5AW0G55 + ZB5FW353)	0.056/0.123
					Blue	<b>XB5FW36G5</b> (ZB5AW0G65 + ZB5FW363)	0.056/0.123
				230...240 ~ 50/60 Hz	White	<b>XB5FW31M5</b> (ZB5AW0M15 + ZB5FW313)	0.056/0.123
					Green	<b>XB5FW33M5</b> (ZB5AW0M35 + ZB5FW333)	0.056/0.123
					Red	<b>XB5FW34M5</b> (ZB5AW0M45 + ZB5FW343)	0.056/0.123
					Orange	<b>XB5FW35M5</b> (ZB5AW0M55 + ZB5FW353)	0.056/0.123
					Blue	<b>XB5FW36M5</b> (ZB5AW0M65 + ZB5FW363)	0.056/0.123

(1) For recommended maximum number of contacts constituting the body (fixing collar and contact) associated with the head, see page 20.

Assembly of other products using:  
Combined sub-assemblies: see page 80  
Accessories: see page 86

## Control and signaling units

Harmony XB5, plastic

Flush mounted illuminated pushbuttons, spring return,  
with integral LED






ZB5FW313



ZB5FW933

### Flush mounted illuminated pushbuttons with flush push for Ø 30 mm (continued) <sup>(1)</sup>

Shape of head	Type of push	Color	Reference	Weight kg/lb
<b>Heads only, circular <sup>(2)</sup> - With plain lens</b>				
	Flush	White	<b>ZB5FW313</b>	0.017/0.037
		Green	<b>ZB5FW333</b>	0.017/0.037
		Red	<b>ZB5FW343</b>	0.017/0.037
		Orange	<b>ZB5FW353</b>	0.017/0.037
		Yellow	<b>ZB5FW383</b>	0.017/0.037
		Blue	<b>ZB5FW363</b>	0.017/0.037
	Flush with illuminated ring	White	<b>ZB5FW913</b>	0.016/0.035
		Green	<b>ZB5FW933</b>	0.016/0.035
		Red	<b>ZB5FW943</b>	0.016/0.035
		Orange	<b>ZB5FW953</b>	0.016/0.035
		Yellow	<b>ZB5FW983</b>	0.016/0.035
		Blue	<b>ZB5FW963</b>	0.016/0.035
	Flush for insertion of legend <sup>(3)</sup> (IP 69 K)	White	<b>ZB5FA18</b>	0.018/0.040
		Green	<b>ZB5FA38</b>	0.018/0.040
		Red	<b>ZB5FA48</b>	0.018/0.040
		Orange	<b>ZB5FA58</b>	0.018/0.040
		Blue	<b>ZB5FA68</b>	0.018/0.040

(1) For recommended maximum number of contacts constituting the body (fixing collar and contact) associated with the head, see page 20.

(2) Only for use with bodies comprising a light source with integral LED.

(3) For legend ordering information, see page 97.


Assembly of other products using:  
Combined sub-assemblies: see page 80  
Accessories: see page 86

## Control and signaling units

Harmony XB5, plastic

Flush mounted illuminated pushbuttons, spring return,  
with integral LED



Flush mounted illuminated pushbuttons with projecting push for Ø 30 mm <sup>(1)</sup>				
Shape of head	Type of push	Color	Reference	Weight kg/lb
Heads only, circular (2) - With plain lens				
	Projecting	White	ZB5FW113	0.018/0.040
		Green	ZB5FW133	0.018/0.040
		Red	ZB5FW143	0.018/0.040
		Orange	ZB5FW153	0.018/0.040
		Yellow	ZB5FW183	0.018/0.040
		Blue	ZB5FW163	0.018/0.040

(1) For recommended maximum number of contacts constituting the body (fixing collar and contact) associated with the head, see page 20.



User assembly of other units, using:  
Body-contacts assemblies: see page 74  
Combined sub-assemblies: see page 80

## Control and signaling units

Harmony XB5 plastic

Multiple-headed pushbuttons, spring return



XB5AL73415



ZB5AA7121



ZB5AL7341



XB5AW73731B5



ZB5AW7A1721



ZB5AW7A3741

### Double-headed pushbuttons (1)

Screw clamp terminal connections (Schneider Electric anti-loosening system)

Shape of head	Description	Type of contact		Caps (2)		Reference	Weight kg/lb
		NO	NC	Marking	Background color		

#### Complete units

	1 flush push, black 1 projecting push, red	1	1	White "I"	Green	XB5AL73415	0.053/0.117
				White "O"	Red		

#### Heads only

	2 flush push, black			Unmarked	White	ZB5AA7120	0.023/0.051
				Unmarked	Black		
				Black "I"	White	ZB5AA7121	0.023/0.051
				White "O"	Black		
				Unmarked	Green	ZB5AA7340	0.023/0.051
				Unmarked	Red		
				Black "→"	White	ZB5AA7213	0.023/0.051
				White "←"	Black		
				White "I"	Green	ZB5AA7341	0.023/0.051
				White "O"	Red		
	1 flush push, black 1 projecting push, red			Without cap (3)		ZB5AA79	0.023/0.051
				Unmarked	Green	ZB5AL7340	0.023/0.051
				Unmarked	Red		
				White "I"	Green	ZB5AL7341	0.023/0.051

### Double-headed pushbuttons with 1 white central pilot light block (1)

Screw clamp terminal connections (Schneider Electric anti-loosening system)

Shape of head	Description	Type of contact		Caps		Pilot light voltage V	Reference	Weight kg/lb
		NO	NC	Marking	Background color			

#### Complete units

	1 flush push, black 1 projecting push, red 1 central pilot light block, white	1	1	White "I"	Green	24	XB5AW73731B5	0.066/0.146
				White "O"	Red	120	XB5AW73731G5	0.066/0.146
						240	XB5AW73731M5	0.066/0.146

#### Heads only (5)

	2 flush push, black 1 central pilot light, clear (4)	Unmarked	White	ZB5AW7A1720	0.023/0.051
		Unmarked	Black		
		Black "I"	White	ZB5AW7A1721	0.023/0.051
		White "O"	Black		
		Unmarked	Green	ZB5AW7A3740	0.023/0.051
		Unmarked	Red		
		White "I"	Green	ZB5AW7A3741	0.023/0.051
		White "O"	Red		
		Black "↑"	Green	ZB5AW7A1724	0.023/0.051
		White "↓"	Red		
1 flush push, black 1 projecting push, red 1 central pilot light, clear (4)		Black "+"	White	ZB5AW7A1715	0.023/0.051
		Black "-"	White		
		Without cap (3)		ZB5AW7A9	0.023/0.051
		Unmarked	Green	ZB5AW7L3740	0.023/0.051
		Unmarked	Red		
		White "I"	Green	ZB5AW7L3741	0.023/0.051
		White "O"	Red		

(1) Recommended maximum number of contacts constituting the body (fixing collar and contact) associated with the head, see page 20.

(2) These caps are factory assembled and cannot be removed (risk of damage).

(3) Caps to be ordered separately, see page opposite.

(4) Color of centrally positioned pilot light determined by the color of the LED incorporated in the body sub-assembly.

(5) Only for use with bodies comprising a light source with integral LED.

User assembly of other units, using:  
 Body-contacts assemblies: see page 74  
 Combined sub-assemblies: see page 80

# Control and signaling units Ø

Harmony XB5 plastic

Multiple-headed pushbuttons, spring return



XB5AA731327



ZB5AA73133



ZB5AA71124



ZBA7235



ZBA7331



ZBA7432



ZBA709

## Triple-headed pushbuttons (1) (2)

Screw clamp terminal connections (Schneider Electric anti-loosening system)

Shape of head	Description	Type of contact			Caps (3)		Reference	Weight kg/lb
		NO	NC	NO	Marking	Background color		

### Complete units

	2 flush push, black, 1 central projecting push, marked "Stop" in white	1	1	1	White "I"	Green	XB5AA731327	0.063/0.139
					White "II"	Green	XB5AA711237	0.063/0.139

### Heads only

	2 flush push, black, 1 central projecting push, red marked "Stop" in white				White "I"	Green	ZB5AA73132	0.023/0.051
					White "II"	Green		
					White "←"	Green	ZB5AA73133	0.023/0.051
					White "→"	Green		
					White "↑"	Green	ZB5AA73134	0.023/0.051
					White "↓"	Green		
					White "+"	Green	ZB5AA73135	0.023/0.051
					White "-"	Green		
					Black "+"	White	ZB5AA71115	0.023/0.051
					Black "-"	White		
					Black "↗"	White	ZB5AA71123	0.023/0.051
					White "↖"	Black		
					Black "↑"	White	ZB5AA71124	0.023/0.051
					White "↓"	Black		
					White "↗"	Black	ZB5AA72124	0.023/0.051
					White "↖"	Black		
					Without cap (4)		ZB5AA791	0.023/0.051

## Specific accessories for multiple-headed pushbuttons

Description	Marking	Background color	Sold in lots of	Reference	Weight kg/lb
Caps only for clip-on mounting (5) on: - ZB5AA79 double-headed pushbuttons - ZB5AW7A9 double-headed pushbuttons + central pilot light block - ZB5AA791 triple-headed pushbuttons	Unmarked	White	10	ZBA71	0.010/0.022
	"I" Black		10	ZBA7131	0.010/0.022
	"↑" Black		10	ZBA7134	0.010/0.022
	"+" Black		10	ZBA7138	0.010/0.022
	Unmarked	Black	10	ZBA72	0.010/0.022
	"O" White		10	ZBA7232	0.010/0.022
	"+" White		10	ZBA7233	0.010/0.022
	"↓" White		10	ZBA7235	0.010/0.022
	"I" White		10	ZBA7237	0.010/0.022
	Unmarked	Green	10	ZBA73	0.010/0.022
	"I" White		10	ZBA7331	0.010/0.022
	"+" White		10	ZBA7333	0.010/0.022
	"↓" White		10	ZBA7335	0.010/0.022
	"II" White		10	ZBA7336	0.010/0.022
	Unmarked	Red	10	ZBA74	0.010/0.022
	"O" White		10	ZBA7432	0.010/0.022
	Unmarked	Yellow	10	ZBA75	0.010/0.022
	Unmarked	Blue	10	ZBA76	0.010/0.022
Silicone boots for 2 flush push (6)	—	Clear	10	ZBA708	0.055/0.121
Silicone boots for 3 pushes (6)	—		10	ZBA709	0.055/0.121
Silicone boots for 1 flush push and 1 projecting push (6)	—		10	ZBA710	0.055/0.121

(1) Recommended maximum number of contacts constituting the body (fixing collar and contact) associated with the head, see page 20.

(2) Not compatible with high power switching contacts and contacts for printed circuit board.

(3) These caps are factory assembled and cannot be removed (risk of damage).

(4) Caps to be ordered separately, see accessories on this page.





(5) Can be clipped-in at 90° steps, through 360°.

(6) Can be replaced without dismantling the head.

Assembly of other products using:  
Body/contact assemblies: see page 74  
Accessories: see page 86

Control and signaling units  
Harmony XB5, plastic  
Mushroom head pushbuttons, spring return



Mushroom head pushbuttons (1) (2)							
Screw clamp terminal connections (Schneider Electric anti-loosening system)							
Shape of head	Type of push	Type of contact		Push		Reference	Weight kg/lb
		 NO	 NC	Diameter Ø mm/in.	Color		
Complete units							
	Mushroom head	1	–	40/1.575	Black	<b>ZB5AC21</b> (ZB5AZ101 + ZB5AC2)	0.062/0.137
Heads only							
	Mushroom head			30/1.181	Black	<b>ZB5AC24</b>	0.027/0.060
					Green	<b>ZB5AC34</b>	0.027/0.060
					Red	<b>ZB5AC44</b>	0.027/0.060
					Yellow	<b>ZB5AC54</b>	0.027/0.060
					Blue	<b>ZB5AC64</b>	0.027/0.060
				40/1.575	Black	<b>ZB5AC2</b>	0.046/0.101
					Green	<b>ZB5AC3</b>	0.046/0.101
					Red	<b>ZB5AC4</b>	0.046/0.101
					Yellow	<b>ZB5AC5</b>	0.046/0.101
					Blue	<b>ZB5AC6</b>	0.046/0.101
				60/2.362	Black	<b>ZB5AR2</b>	0.065/0.143
					Green	<b>ZB5AR3</b>	0.065/0.143
					Red	<b>ZB5AR4</b>	0.065/0.143
					Yellow	<b>ZB5AR5</b>	0.065/0.143
					Blue	<b>ZB5AR6</b>	0.065/0.143
				60/2.362 (3) Hemispherical	Black	<b>ZB5AR216</b>	0.048/0.106
					Green	<b>ZB5AR316</b>	0.048/0.106
					Red	<b>ZB5AR416</b>	0.048/0.106
					Yellow	<b>ZB5AR516</b>	0.048/0.106
					Blue	<b>ZB5AR616</b>	0.048/0.106

(1) These pushbuttons and heads cannot be used for an Emergency stop function. Therefore, it is recommended that a legend with a black or white background is used.  
(2) Recommended maximum number of contacts constituting the body (fixing collar and contact) associated with the head, see page 20.  
(3) Ergonomic product used in two-handed control applications. Recommended maximum number of contacts constituting the body (fixing collar and contact) associated with the head: 6.

## References

Assembly of other products using:  
Body/contact assemblies: see page 74  
Accessories: see page 86

## Control and signaling units

Harmony XB5, plastic

Mushroom head pushbuttons, latching

Bellows for harsh environment



ZB5AT2



ZB5AS62



ZB5AS72



ZB5AW733



ZBZ48

### Mushroom head pushbuttons (1) (2)

Shape of head	Type of reset	Push Diameter Ø mm/in.	Color	Reference	Weight kg/lb
<b>Heads only</b>					
	Push-pull	30/1.181	Black	ZB5AT24	0.044/0.097
		40/1.575	Black	ZB5AT2	0.049/0.108
		60/2.362	Black	ZB5AX2	0.067/0.148
	Turn to release	30/1.181	Black	ZB5AS42	0.040/0.088
		40/1.575	Black	ZB5AS52	0.044/0.097
		40/1.575	Yellow	ZB5AS55	0.044/0.097
		60/2.362	Black	ZB5AS62	0.064/0.141
	Key release (key no. 455) (2 keys included with head) (3) (5)	30/1.181	Black	ZB5AS72	0.040/0.088
		40/1.575	Black	ZB5AS12 (4)	0.044/0.097
		60/2.362	Black	ZB5AS22	0.064/0.141

### Illuminated mushroom head pushbuttons (2)

Shape of head	Type of reset	Push Diameter Ø mm/in.	Color	Reference	Weight kg/lb
<b>Heads only (6)</b>					
	Turn to release	40/1.575	White	ZB5AW713	0.022/0.049
			Green	ZB5AW733	0.022/0.049
			Orange	ZB5AW753	0.022/0.049
			Blue	ZB5AW763	0.022/0.049

### Bellows for harsh environment

For use in	Material	Color	Sold in lots of	Reference	Weight kg/lb
Environment subject to humidity, dust, high pressure cleaning, etc.	Silicone	Red	2	ZBZ48	0.009/0.020

(1) These pushbuttons and heads cannot be used for an Emergency stop function. Therefore, it is recommended that a legend with a black or white background is used.

(2) Recommended maximum number of contacts constituting the body (fixing collar and contact) associated with the head, see page 20.

(3) For specific keys with other numbers, please contact our Customer Care Center.

(4) Other key numbers:

- key no. 421E: add suffix 12 to the reference.

- key no. 458A: add suffix 10 to the reference.

- key no. 520E: add suffix 14 to the reference.

- key no. 3131A: add suffix 20 to the reference.

Example: To order a Ø 40 mm/1.575 in. black mushroom head for a latching pushbutton, with release by key no. 421E, the reference becomes: ZB5AS1212.

(5) The symbol indicates key withdrawal position(s).

(6) Only for use with bodies comprising a light source with integral LED.

## References

Assembly of other products using:  
 Body/contact assemblies: see page 74  
 Combined sub-assemblies: see page 80  
 Accessories: see pages 98 and 100

## Control and signaling units

Harmony XB5, plastic

Emergency stop and Emergency switching off functions  
 Circular yellow legends for Emergency stop



XB5AT845



XB5AS8445



XB5AS9445



ZB5AT84




ZB5AS844



ZB5AS834



ZB5AS934



ZBY9121



ZBY9420

### Emergency stop and Emergency switching off functions conforming to EN/IEC 60204-1, 60364-5-53, EN/ISO 13850, and Machinery Directive 2006/42/EC












Emergency stop function: Mushroom head Emergency stop trigger action and mechanical latching pushbuttons conform to standards EN/IEC 60204-1 and EN/ISO 13850, Machinery Directive 2006/42/EC, and standard EN/IEC 60947-5-5.

Emergency switching off function: Mushroom head switching off mechanical latching pushbuttons conform to standards IEC 60364-5-53 and EN/IEC 60947-5-5.

Please contact our Customer Care Center for an explanation of these standards and directives.

### Emergency stop and switching off pushbuttons with trigger action and mechanical latching (1) (2)

Screw clamp terminal connections (Schneider Electric anti-loosening system)

Shape of head	Type of reset	Type of contact		Push		Reference	Weight kg/lb
		 NO	 NC	Diameter Ø mm/in.	Color		
Complete units							
	Push-pull	—	1	40/1.575	Red	<b>XB5AT842</b> (ZB5AZ102 + ZB5AT84)	0.065/0.143
		1	1	40/1.575	Red	<b>XB5AT845</b> (ZB5AZ105 + ZB5AT84)	0.076/0.168
	Turn to release	—	1	40/1.575	Red	<b>XB5AS8442</b> (ZB5AZ102 + ZB5AS844)	0.060/0.132
		1	1	40/1.575	Red	<b>XB5AS8445</b> (ZB5AZ105 + ZB5AS844)	0.072/0.159
		—	2	40/1.575	Red	<b>XB5AS8444</b> (ZB5AZ104 + ZB5AS844)	0.072/0.159
	Key release (key no. 455) (3) 	—	1	40/1.575	Red	<b>XB5AS9442</b> (ZB5AZ102 + ZB5AS944)	0.075/0.165
		1	1	40/1.575	Red	<b>XB5AS9445</b> (ZB5AZ105 + ZB5AS944)	0.112/0.247
Heads only							
	Push-pull			30/1.181	Red	<b>ZB5AT844</b>	0.049/0.108
				40/1.575	Red	<b>ZB5AT84</b>	0.049/0.108
				60/2.362	Red	<b>ZB5AX84</b>	0.067/0.148
	Turn to release			30/1.181	Red	<b>ZB5AS834</b>	0.042/0.002
				40/1.575	Red	<b>ZB5AS844</b>	0.046/0.002
	Key release (key no. 455) (2 keys included with head) (5)(3) 			30/1.181	Red	<b>ZB5AS934</b>	0.068/0.003
				40/1.575	Red	<b>ZB5AS944</b> (4)	0.071/0.003
				60/2.362	Red	<b>ZB5AS964</b>	0.092/0.004
	Key release (key no. 4A185) (5) 			40/1.575	Red	<b>ZB5AS944D</b>	0.071/0.003

### Circular yellow legends for Emergency stop (6)

Description	Marking	Color	Sold in lots of	Reference	Weight kg/lb
Ø 60 mm/ 2.362 in. legend for Emergency stop function	-	Yellow	5	<b>ZBY9121</b>	0.007/0.015
	EMERGENCY STOP	Yellow	5	<b>ZBY9320</b>	0.007/0.015
	ARRET D'URGENCE	Yellow	5	<b>ZBY9120</b>	0.007/0.015
	NOT HALT	Yellow	5	<b>ZBY9220</b>	0.007/0.015
	PARADA DE EMERGENCIA	Yellow	5	<b>ZBY9420</b>	0.007/0.015
	ARRESTO DI EMERGENZA	Yellow	5	<b>ZBY9620</b>	0.007/0.015

(1) For recommended maximum number of contacts constituting the body (fixing collar and contact) associated with the head, see page 20.

(2) It is recommended that a legend or yellow background is used.

(3) The symbol indicates key withdrawal position(s).

(4) Other key numbers:

- Key no. 421E: add suffix **12** to the reference.

- Key no. 458A: add suffix **10** to the reference.

- Key no. 520E: add suffix **14** to the reference.

- Key no. 3131A: add suffix **20** to the reference.

- Key no. 4A185: add suffix **D** to the reference.

For example, to order a Ø 40 mm/1.575 in. red mushroom head for a trigger action and mechanical latching Emergency stop pushbutton, with release by key no. 421E, the reference becomes ZB5AS94412.

(5) For specific keys with other numbers, please contact our Customer Care Center.

(6) For other legend models for Emergency stop and Emergency switching off function, see page 98.



## References (continued)

Assembly of other products using:  
Body/contact assemblies: see page 74  
Combined sub-assemblies: see page 80  
Accessories: see pages 98 and 100

## Control and signaling units

Harmony XB5, plastic

Emergency stop and Emergency switching off functions  
Circular yellow legends for Emergency stop

### Emergency stop and Emergency switching off functions conforming to EN/IEC 60204-1, 60364-5-53, EN/ISO 13850, and Machinery Directive 2006/42/EC

Emergency stop function: Mushroom head Emergency stop trigger action and mechanical latching pushbuttons conform to standards EN/IEC 60204-1 and EN/ISO 13850, Machinery Directive 2006/42/EC, and standard EN/IEC 60947-5-5.

Emergency switching off function: Mushroom head switching off mechanical latching pushbuttons conform to standards IEC 60364-5-53 and EN/IEC 60947-5-5.


Please contact our Customer Care Center for an explanation of these standards and directives.

### Illuminated Emergency stop and Emergency switching off functions, mechanical latching pushbuttons with mechanical state indicator (1)

For elevator inspection box applications

Shape of head	Type of reset	Push Diameter Ø mm/in.	Color	Unit reference	Weight kg/lb
---------------	---------------	------------------------	-------	----------------	--------------

#### Heads only (2)

	<b>Push-pull (1)(3)</b> For Emergency stop and Emergency switching off function	40/1.575	Red	<b>ZB5AT8643M</b>	0.034/0.075
---	--	----------	-----	-------------------	-------------

Description	Conforming to standards	Marking on yellow background	Sold in lots of	Reference	Weight kg/lb
Illuminated Emergency stop function ZB5AT8643M with dia. 60mm / 2.362 in. legend plate	EN/IEC 60204-1 and EN/ISO 13850	-	10	<b>ZB5AT8643M140</b>	0.034/0.075
		ARRET D'URGENCE	10	<b>ZB5AT8643M130</b>	0.034/0.075
		EMERGENCY STOP	10	<b>ZB5AT8643M330</b>	0.034/0.075
		NOT HALT	10	<b>ZB5AT8643M230</b>	0.034/0.075
		PARADA DE EMERGENCIA	10	<b>ZB5AT8643M430</b>	0.034/0.075
		ARRESTO DI EMERGENZA	10	<b>ZB5AT8643M630</b>	0.034/0.075

### Illuminated Emergency switching off function only, mechanical latching pushbuttons

Screw clamp terminal connections (Schneider Electric anti-loosening system)

Shape of head	Type of reset	Push Diameter Ø mm/in.	Color	Reference	Weight kg/lb
---------------	---------------	------------------------	-------	-----------	--------------

	Turn to release	40/1.575	Red	<b>ZB5AW743</b>	0.022/0.049
---	-----------------	----------	-----	-----------------	-------------

### Circular yellow legends for ZB5AW743

Diameter mm/in.	Conforming to standards	Marking on yellow background	Sold in lots of	Reference	Weight kg/lb
<b>Used for "Emergency switching off" function</b>					
60/2.362	EN/IEC 60204-1	-	10	<b>ZBY9101</b>	0.004/0.009
		COUPURE D'URGENCE	10	<b>ZBY9160</b>	0.004/0.009
		EMERGENCY SWITCHING OFF	10	<b>ZBY9360</b>	0.004/0.009
		NOT-AUS	10	<b>ZBY9260</b>	0.004/0.009
		DESCONEXION DE EMERGENCIA	10	<b>ZBY9460</b>	0.004/0.009
		INTERRUZIONE DI EMERGENZA	10	<b>ZBY9660</b>	0.004/0.009
90/3.543	EN/IEC 60204-1	-	10	<b>ZBY8101</b>	0.008/0.018
		COUPURE D'URGENCE	10	<b>ZBY8160</b>	0.008/0.018
		EMERGENCY SWITCHING OFF	10	<b>ZBY8360</b>	0.008/0.018
		NOT-AUS	10	<b>ZBY8260</b>	0.008/0.018
		DESCONEXION DE EMERGENCIA	10	<b>ZBY8460</b>	0.008/0.018
		INTERRUZIONE DI EMERGENZA	10	<b>ZBY8660</b>	0.008/0.018

(1) For recommended maximum number of contacts constituting the body (fixing collar and contact) associated with the head, see page 20.

(2) Only for use with bodies comprising a light source with integral LED.

(3) Cannot be used with metal guards ZBZ160.



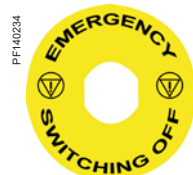
ZB5AT8643M



ZB5AT8643M330



ZB5AW743



ZBY9360



## References

Assembly of other products using:  
 Body/contact assemblies: see page 74  
 Combined sub-assemblies: see page 80  
 Accessories: see pages 98 and 100

## Control and signaling units

Harmony XB5, plastic

Emergency stop and Emergency switching off functions  
 Circular yellow legends for Emergency stop



**Emergency stop and Emergency switching off functions conforming to EN/IEC 60204-1, 60364-5-53, EN/ISO 13850, and Machinery Directive 2006/42/EC**

Emergency stop function: Mushroom head Emergency stop trigger action and mechanical latching pushbuttons conform to standards EN/IEC 60204-1 and EN/ISO 13850, Machinery Directive 2006/42/EC, and standard EN/IEC 60947-5-5.  
 Emergency switching off function: Mushroom head switching off mechanical latching pushbuttons conform to standards IEC 60364-5-53 and EN/IEC 60947-5-5.


Please contact our Customer Care Center for an explanation of these standards and directives.

### Emergency stop with monitoring contacts, trigger action, and mechanical latching


#### Screw clamp terminal connection

Shape of head	Type of reset	Type of contact		Supply voltage V	Push		Reference	Weight kg/lb
					Diameter Ø mm/in.	Color		
		NO	NC					

#### Non-illuminated

	Push-pull and Turn to release	1	2	—	40/1.575	Red	<b>XB5AS84449</b>	0.090/0.198
---	-------------------------------	---	---	---	----------	-----	-------------------	-------------

#### Illuminated (red)

	Push-pull and Turn to release	1	2	24 —	40/1.575	Red	<b>XB5AS86449B4</b>	0.094/0.207
---	-------------------------------	---	---	------	----------	-----	---------------------	-------------

### Circular yellow legends for Emergency stop XB5AS84449 or XB5AS86449B4

Description	Marking	Color	Sold in lots of	Reference	Weight kg/lb
Ø 60 mm/ 2.362 in. legend for Emergency stop function	-	Yellow	5	<b>ZBY9141</b>	0.007/0.015
	EMERGENCY STOP	Yellow	5	<b>ZBY9142</b>	0.007/0.015



XB5AS84449



XB5AS86449B4



ZBY9142

## References

Assembly of other products using:  
 Body/contact assemblies: see page 74  
 Combined sub-assemblies: see page 80  
 Accessories: see pages 98 and 100

## Control and signaling units





Harmony XB5, plastic

General safe stops

Bellows for harsh environments

### General safe stops

General safe stops are used to stop the operation of a machine in a safe manner. These devices cannot be used as an Emergency stop and must not be associated with a yellow background. General safe stops comprise a yellow bezel and black head.

Shape of head	Type of reset	Push		Reference	Weight kg/lb
		Diameter Ø mm/in.	Color		
	Push-pull	40/1.575	Black	<b>ZB5AT82Y</b>	0.050/0.110
	Turn to release	40/1.575	Black	<b>ZB5AS842Y</b>	0.046/0.101
	<b>Key release (key no. 455)</b> (2 keys included with head) (1) 	40/1.575	Black	<b>ZB5AS942Y</b>	0.071/0.157

### Bellows for harsh environments (2)

Description	Material	For use with	Color	Sold in lots of	Unit reference	Weight kg/lb
For use in environments subject to humidity, dust, high pressure cleaning, etc.	Silicone	Other functions	Black	2	<b>ZBZ28</b>	0.009/0.020
		Emergency stop/ switching off function	Yellow	2	<b>ZBZ58</b>	0.009/0.020

(1) The symbol  indicates key withdrawal position(s).

(2) Not compatible with Ø 30 mm/1.181 in. pushbuttons.



## Control and signaling units

Harmony XB5 plastic


Large head pushbuttons with integrated bellows

PF101212



ZB5AC680

### Pushbuttons with integrated bellow



Shape of head	Color of push	Marking Text (color)	Reference	Weight kg/lb
<b>Heads only, Ø 37 mm without marking</b>				
Flush 	White	—	<b>ZB5AC180</b>	0.024/0.053
	Black	—	<b>ZB5AC280</b>	0.024/0.053
	Green	—	<b>ZB5AC380</b>	0.024/0.053
	Red	—	<b>ZB5AC480</b>	0.024/0.053
	Yellow	—	<b>ZB5AC580</b>	0.024/0.053
	Blue	—	<b>ZB5AC680</b>	0.024/0.053
	Gray	—	<b>ZB5AC780</b>	0.024/0.053
	Light blue	—	<b>ZB5AC980</b>	0.024/0.053

PF140008



ZB5AC48021

### Heads only, Ø 37 mm with marking (1)

Flush 	Red	"O" (white)	<b>ZB5AC48021</b>	0.024/0.053
	Green	"I" (white)	<b>ZB5AC38023</b>	0.024/0.053
	Black	"  (white)	<b>ZB5AC28001</b>	0.024/0.053

(1) Heads are fixed relative to the position of the contact blocks: contact blocks are normally used in the "vertical" position. It is necessary to order an alternative head with the symbol rotated by 90° in order to mount the contact block in the "horizontal" position. Please add the suffix "RA" at the end of the product reference for alternative heads of your choice.

## Control and signaling units

Harmony XB5 plastic

Large head pushbuttons with integrated bellows

PFI01203



ZBZ1902

## Pushbuttons with integrated bellow (continued)

## Accessories

Description	Function	Reference	Weight kg/lb
Protective guard in plastic	Protection against accidental operation	ZBZ1902 (1)	0.010/0.022

PFI01214



ZBZ60

Boot for contact block ZBE10●, ZBE10●3, and ZBE50● (2)	Protection against liquid and dust ingress	ZBZ60	0.098/ 0.216
--	---	-------	--------------

(1) For heads with the RA suffix (ZB4BC●●●●RA) used with a guard, it is necessary to order the dedicated guard ZBZ1902RA.

(2) Restriction for use: refer to the product instruction sheet on [www.schneider-electric.com](http://www.schneider-electric.com).





Assembly of other products using:


Body/contact assemblies: see page 74

Combined sub-assemblies: see page 80





Accessories: see page 86




Pushbuttons with flush push <sup>(1)</sup>				
Shape of head	Type of push	Color of push	Reference	Weight kg/lb
Heads only, circular				
	Without cap <sup>(2)</sup>	–	ZB5AH0	0.018/0.040
	Flush	White	ZB5AH01	0.018/0.040
		Black	ZB5AH02	0.018/0.040
		Green	ZB5AH03	0.018/0.040
		Red	ZB5AH04	0.018/0.040
		Yellow	ZB5AH05	0.018/0.040
		Blue	ZB5AH06	0.018/0.040
Heads only, square				
	Without cap <sup>(2)</sup>	–	ZB5CH0	0.020/0.044
	Flush	White	ZB5CH01	0.020/0.044
		Black	ZB5CH02	0.020/0.044
		Green	ZB5CH03	0.020/0.044
		Red	ZB5CH04	0.020/0.044
		Yellow	ZB5CH05	0.020/0.044
		Blue	ZB5CH06	0.020/0.044

Pushbuttons with projecting push <sup>(1)</sup>				
Shape of head	Type of push	Color of push	Reference	Weight kg/lb
Heads only, circular				
	Projecting	White	ZB5AH1	0.018/0.040
		Black	ZB5AH2	0.018/0.040
		Green	ZB5AH3	0.018/0.040
		Red	ZB5AH4	0.018/0.040
		Yellow	ZB5AH5	0.018/0.040
		Blue	ZB5AH6	0.018/0.040



Illuminated pushbuttons with flush push <sup>(1)</sup>				
Shape of head	Type of push	Color of push	Reference	Weight kg/lb
Heads only, circular <sup>(3)</sup>				
 	Flush	White	<b>ZB5AH013</b>	0.017/0.037
		Green	<b>ZB5AH033</b>	0.017/0.037
		Red	<b>ZB5AH043</b>	0.017/0.037
		Orange	<b>ZB5AH053</b>	0.017/0.037
		Yellow	<b>ZB5AH083</b>	0.017/0.037
		Blue	<b>ZB5AH063</b>	0.017/0.037
Heads only, square <sup>(3)</sup>				
 	Flush	White	<b>ZB5CH313</b>	0.018/0.040
		Green	<b>ZB5CH333</b>	0.018/0.040
		Red	<b>ZB5CH343</b>	0.018/0.040
		Orange	<b>ZB5CH353</b>	0.018/0.040
		Blue	<b>ZB5CH363</b>	0.018/0.040



Illuminated pushbuttons with projecting push <sup>(1)</sup>				
Shape of head	Type of push	Color of push	Reference	Weight kg/lb
Heads only, circular <sup>(3)</sup>				
 Protected LED	Projecting	White	ZB5AH13	0.017/0.037
		Green	ZB5AH33	0.017/0.037
		Red	ZB5AH43	0.017/0.037
		Orange	ZB5AH53	0.017/0.037
		Yellow	ZB5AH83	0.017/0.037
		Blue	ZB5AH63	0.017/0.037

(1) Recommended maximum number of contacts constituting the body (fixing collar and contact) associated with the head, see page 20.

(2) Caps to be ordered separately, see page 86.

(3) Only for use with bodies comprising a light source with integral LED.

Assembly of other products using:  
Body/contact assemblies: see page 74  
Accessories: see page 86


## Control and signaling units

Harmony XB5, plastic

Pushbuttons, "push-turn to release"




### Pushbuttons with key-operated push (1)

Shape of head	Type of push	Locking	Key withdrawal	Reference	Weight kg/lb
<b>Heads only</b>					
	<b>Key n° 4A185</b>	Both positions	Both positions	<b>ZB5AFDA</b>	0.050/0.110
		Actuated position	Actuated position	<b>ZB5AFDB</b>	0.050/0.110
		Rest position	Rest position	<b>ZB5AFDC</b>	0.050/0.110
		Actuated position	Both positions	<b>ZB5AFDD</b>	0.050/0.110
	<b>Key LU1</b>	Both positions	Both positions	<b>ZB5AFDE01</b>	0.050/0.110
	<b>Key LU2</b>	Both positions	Both positions	<b>ZB5AFDE02</b>	0.050/0.110
	<b>Key LU3</b>	Both positions	Both positions	<b>ZB5AFDE03</b>	0.050/0.110
	<b>Key LU4</b>	Both positions	Both positions	<b>ZB5AFDE04</b>	0.050/0.110
	<b>Key LU5</b>	Both positions	Both positions	<b>ZB5AFDE05</b>	0.050/0.110
	<b>Key LU6</b>	Both positions	Both positions	<b>ZB5AFDE06</b>	0.050/0.110
	<b>Key LU7</b>	Both positions	Both positions	<b>ZB5AFDE07</b>	0.050/0.110
	<b>Key LU8</b>	Both positions	Both positions	<b>ZB5AFDE08</b>	0.050/0.110
	<b>Key LU9</b>	Both positions	Both positions	<b>ZB5AFDE09</b>	0.050/0.110
	<b>Key LU10</b>	Both positions	Both positions	<b>ZB5AFDE10</b>	0.050/0.110
	<b>Key LU11</b>	Both positions	Both positions	<b>ZB5AFDE11</b>	0.050/0.110
	<b>Key LU12</b>	Both positions	Both positions	<b>ZB5AFDE12</b>	0.050/0.110
	<b>Key LU13</b>	Both positions	Both positions	<b>ZB5AFDE13</b>	0.050/0.110
	<b>Key LU14</b>	Both positions	Both positions	<b>ZB5AFDE14</b>	0.050/0.110
	<b>Key LU15</b>	Both positions	Both positions	<b>ZB5AFDE15</b>	0.050/0.110



### Pushbuttons with knurled push (1)

Shape of head	Type of push	Marking	Reference	Weight kg/lb
<b>Heads only</b>				
	<b>Knurled without cap (2)</b>	—	<b>ZB5AF</b>	0.027/0.060
	<b>Knurled with marked cap</b>	↑ (white on black background)	<b>ZB5AF351</b>	0.030/0.066



(1) Recommended maximum number of contacts constituting the body (fixing collar and contact) associated with the head, see page 20.

(2) Colored caps to be ordered separately, see page 86.

Assembly of other products using:

Body/contact assemblies: see page 74

Combined sub-assemblies: see page 80



Accessories: see page 86

XB5\_633\_CPMFS18078




ZB5FH04

## Flush mounted pushbuttons with flush push for Ø 30 mm <sup>(1)</sup>

Shape of head	Type of push	Color of push	Reference	Weight kg/lb
Heads only, circular				
	Without cap <sup>(2)</sup>	–	ZB5FH0	0.018/0.040
	Flush	White	ZB5FH01	0.018/0.040
		Black	ZB5FH02	0.018/0.040
		Green	ZB5FH03	0.018/0.040
		Red	ZB5FH04	0.018/0.040
		Yellow	ZB5FH05	0.018/0.040
		Blue	ZB5FH06	0.018/0.040

## Flush mounted pushbuttons with projecting push for Ø 30 mm <sup>(1)</sup>

Shape of head	Type of push	Color of push	Reference	Weight kg/lb
Heads only, circular				
	Projecting	White	ZB5FH1	0.018/0.040
		Black	ZB5FH2	0.018/0.040
		Green	ZB5FH3	0.018/0.040
		Red	ZB5FH4	0.018/0.040
		Yellow	ZB5FH5	0.018/0.040
		Blue	ZB5FH6	0.018/0.040

<sup>(1)</sup> Recommended maximum number of contacts constituting the body (fixing collar and contact) associated with the head, see page 20.

<sup>(2)</sup> Caps to be ordered separately, see page 86.



Assembly of other products using:  
 Body/contact assemblies: see page 74  
 Combined sub-assemblies: see page 80  
 Accessories: see page 86



## Control and signaling units

Harmony XB5, plastic



Flush mounted pushbuttons, push-push



### Flush mounted illuminated pushbuttons with flush push for Ø 30 mm <sup>(1)</sup>

Shape of head	Type of push	Color of push	Reference	Weight kg/lb
Heads only, circular <sup>(2)</sup>				
 	Flush	White	ZB5FH013	0.017/0.037
		Green	ZB5FH033	0.017/0.037
		Red	ZB5FH043	0.017/0.037
		Orange	ZB5FH053	0.017/0.037
		Yellow	ZB5FH083	0.017/0.037
		Blue	ZB5FH063	0.017/0.037

### Flush mounted illuminated pushbuttons with projecting push for Ø 30 mm <sup>(1)</sup>

Shape of head	Type of push	Color of push	Reference	Weight kg/lb
Heads only, circular <sup>(2)</sup>				
 	Projecting	White	ZB5FH13	0.017/0.037
		Green	ZB5FH33	0.017/0.037
		Red	ZB5FH43	0.017/0.037
		Orange	ZB5FH53	0.017/0.037
		Yellow	ZB5FH83	0.017/0.037
		Blue	ZB5FH63	0.017/0.037


(1) Recommended maximum number of contacts constituting the body (fixing collar and contact) associated with the head, see page 20.

(2) Only for use with bodies comprising a light source with integral LED.

## Control and signaling units

Harmony XB5, plastic

Selector switches with standard handle



XB5AD33



ZB5AD2



ZB5AD204

### Selector switches with standard handle <sup>(1)</sup>

Screw clamp terminal connections (Schneider Electric anti-loosening system)

Shape of head	Type of operator	Type of contact		Positions		Reference	Weight kg/lb
		NO	NC	Number	Type		

#### Complete units

	Standard handle, black	1	—	2-position 90°	Stay put		<b>XB5AD21</b> (ZB5AZ101 + ZB5AD2)	0.043/0.095
		1	—		Spring return from right to left		<b>XB5AD41</b> (ZB5AZ101 + ZB5AD4)	0.046/0.101
		1	1		Stay put		<b>XB5AD25</b> (ZB5AZ105 + ZB5AD2)	0.043/0.095
		2	—	3-position ± 45°	Stay put		<b>XB5AD33</b> (ZB5AZ103 + ZB5AD3)	0.043/0.095
					Spring return to center		<b>XB5AD53</b> (ZB5AZ103 + ZB5AD5)	0.043/0.095

#### Heads only

	Standard handle, black	2-position 90°	Stay put		<b>ZB5AD2</b>	0.017/0.037
			Spring return from right to left		<b>ZB5AD4</b>	0.020/0.044
		3-position ± 45°	Stay put		<b>ZB5AD3</b>	0.017/0.037
			Spring return to center		<b>ZB5AD5</b>	0.017/0.037
			Spring return from left to center		<b>ZB5AD7</b>	0.017/0.037
			Spring return from right to center		<b>ZB5AD8</b>	0.017/0.037

#### Heads only with other colored handles

	Standard handle, white	Add suffix <b>01</b> to the reference, for example: <b>ZB5AD201</b>
	Standard handle, green	Add suffix <b>03</b> to the reference, for example: <b>ZB5AD203</b>
	Standard handle, red	Add suffix <b>04</b> to the reference, for example: <b>ZB5AD204</b>
	Standard handle, yellow	Add suffix <b>05</b> to the reference, for example: <b>ZB5AD205</b>
	Standard handle, blue	Add suffix <b>06</b> to the reference, for example: <b>ZB5AD206</b>


(1) For recommended maximum number of contacts and sequence of contacts constituting the body (fixing collar and contact) associated with the head, see page 20.

Assembly of other products using:  
 Body/contact assemblies: see page 74  
 Accessories: see page 86

# Control and signaling units

Harmony XB5, plastic

Selector switches with long handle



ZB5AJ3



ZB5AJ

## Selector switches with long handle <sup>(1)</sup>

Screw clamp terminal connections (Schneider Electric anti-loosening system)

Shape of head	Type of operator	Type of contact		Positions		Reference	Weight kg/lb
		NO	NC	Number	Type		

### Complete units

	Long handle, black	1	—	2-position 90°	Stay put	✓ <b>XB5AJ21</b> (ZB5AZ101 + ZB5AJ2)	0.043/0.095
		2	—	3-position ± 45°	Stay put	✓ <b>XB5AJ33</b> (ZB5AZ103 + ZB5AJ3)	0.043/0.095
					Spring return to center	✓ <b>XB5AJ53</b> (ZB5AZ103 + ZB5AJ5)	0.043/0.095

### Heads only

	Long handle, black			2-position 90°	Stay put	✓ <b>ZB5AJ2</b>	0.017/0.037
					Spring return from right to left	✓ <b>ZB5AJ4</b>	0.020/0.044
				3-position ± 45°	Stay put	✓ <b>ZB5AJ3</b>	0.017/0.037
					Spring return to center	✓ <b>ZB5AJ5</b>	0.017/0.037
					Spring return from left to center	✓ <b>ZB5AJ7</b>	0.017/0.037
					Spring return from right to center	✓ <b>ZB5AJ8</b>	0.017/0.037

(1) For recommended maximum number of contacts and sequence of contacts constituting the body (fixing collar and contact) associated with the head, see page 20.

Assembly of other products using:  
Body/contact assemblies: see page 74  
Accessories: see page 86

# Control and signaling units

Harmony XB5, plastic

Key switches

Key no. 455, 8D1, 421E, 458A, 520E or 3131A



XB5AG3



ZB5AG2



ZB5AG3

## Key switches (1)
















Screw clamp terminal connections (Schneider Electric anti-loosening system)

Shape of head	Type of operator	Type of contact		Positions (2)		Reference	Weight kg/lb
		NO	NC	Number	Type		

### Complete units

	Key switch with key no. 455	1	—	2-position 90°	Stay put		<b>XB5AG21</b> (ZB5AZ101 + ZB5AG2)	0.831/1.832
							<b>XB5AG41</b> (ZB5AZ101 + ZB5AG4)	0.831/1.832
					Spring return to left		<b>XB5AG61</b> (ZB5AZ101 + ZB5AG6)	0.870/1.918
							<b>XB5AG03</b> (ZB5AZ103 + ZB5AG0)	0.831/1.832
		2	—	3-position ± 45°	Stay put		<b>XB5AG33</b> (ZB5AZ103 + ZB5AG3)	0.831/1.832

### Heads only

 <b>Key switch with key no. 455 (3) (4)</b>	2-position 90°	Stay put		<b>ZB5AG2</b>	0.057/0.126	
				<b>ZB5AG02</b>	0.057/0.126	
				<b>ZB5AG4</b>	0.057/0.126	
			Spring return from right to left		<b>ZB5AG6</b>	0.061/0.134
	3-position ± 45°	Stay put		<b>ZB5AG0</b>	0.057/0.126	
				<b>ZB5AG3</b>	0.057/0.126	
				<b>ZB5AG5</b>	0.057/0.126	
				<b>ZB5AG9</b>	0.057/0.126	
				<b>ZB5AG09</b>	0.057/0.126	
		Spring return	from left to center		<b>ZB5AG1</b>	0.057/0.126
			to center		<b>ZB5AG7</b>	0.057/0.126
			from right to center		<b>ZB5AG8</b>	0.057/0.126
				<b>ZB5AG05</b>	0.057/0.126	
				<b>ZB5AG08</b>	0.057/0.126	

(1) For recommended maximum number of contacts and sequence of contacts constituting the body (fixing collar and contact) associated with the head, see page 20.

(2) The symbol indicates key withdrawal position(s).

(3) Other key numbers:

- Key no. 421E: add suffix **12** to the reference.
- Key no. 458A: add suffix **10** to the reference.
- Key no. 520E: add suffix **14** to the reference.
- Key no. 3131A: add suffix **20** to the reference.

For example, for a switch head with key no. 421E, 2-position stay put with key withdrawal from the left-hand position, the reference becomes ZB5AG212.

(4) For specific keys with other numbers, please contact our Customer Care Center.

Assembly of other products using:  
 Body/contact assemblies: see page 74  
 Accessories: see page 86

## Control and signaling units




















Harmony XB5, plastic

Key switches with key 8D1








Selector switches with knurled knob, toggle switches

### Key switches (continued) (1)








#### Screw clamp terminal connections (Schneider Electric anti-loosening system)

Shape of head	Type of operator	Positions Number	Type		Reference	Weight kg/lb
	Key switch with key no. 8D1	2-position 90°	Stay put		<b>ZB5AG2D</b>	0.057/0.126
					<b>ZB5AG02D</b>	0.057/0.126
					<b>ZB5AG4D</b>	0.057/0.126
					<b>ZB5AG6D</b>	0.061/0.134
		3-position ± 45°	Stay put		<b>ZB5AG0D</b>	0.057/0.126
					<b>ZB5AG3D</b>	0.057/0.126
					<b>ZB5AG5D</b>	0.057/0.126
					<b>ZB5AG9D</b>	0.057/0.126
					<b>ZB5AG09D</b>	0.057/0.126
					<b>ZB5AG03D</b>	0.057/0.126
					<b>ZB5AG04D</b>	0.057/0.126
					<b>ZB5AG06D</b>	0.057/0.126
					<b>ZB5AG1D</b>	0.057/0.126
					<b>ZB5AG07D</b>	0.057/0.126
					<b>ZB5AG8D</b>	0.057/0.126
					<b>ZB5AG08D</b>	0.057/0.126
					<b>ZB5AG05D</b>	0.057/0.126
					<b>ZB5AG7D</b>	0.057/0.126


### Selector switches with knurled knob (1)

Shape of head	Type of operator	Positions Number	Type		Reference	Weight kg/lb
Heads only						
	Black knurled knob	2-position 90°	Stay put		<b>ZB5AD29</b>	0.020/0.044
			Spring return from right to left		<b>ZB5AD49</b>	0.024/0.053
		3-position ± 45°	Stay put		<b>ZB5AD39</b>	0.020/0.044
			Spring return to center		<b>ZB5AD59</b>	0.020/0.044
			Spring return from left to center		<b>ZB5AD79</b>	0.020/0.044
			Spring return from right to center		<b>ZB5AD89</b>	0.020/0.044

### Toggle switches (1)

Shape of head	Type of operator	Positions Number	Type		Reference	Weight kg/lb
Heads only						
	Black lever	2-position 90°	Stay put		<b>ZB5AD28</b>	0.023/0.051
			Spring return		<b>ZB5AD48</b>	0.023/0.051
	White lever	2-position 90°	Stay put		<b>ZB5AD2801</b>	0.023/0.051
	Red lever	2-position 90°	Stay put		<b>ZB5AD2804</b>	0.023/0.051
	Blue lever	2-position 90°	Stay put		<b>ZB5AD2806</b>	0.023/0.051
			Stay put			


(1) For recommended maximum number of contacts and sequence of contacts constituting the body (fixing collar and contact) associated with the head, see page 20.

(2) The symbol  indicates key withdrawal position(s)




Assembly of other products using:  
Combined sub-assemblies: see page 80  
Accessories: see page 86

Control and signaling units  
Harmony XB5, plastic  
Illuminated selector switches with standard handle,  
with integral LED






XB5AK123B5



XB5AK124B5



XB5AK125B5

Illuminated selector switches with standard handle, with integral LED <sup>(1)</sup>								
Screw clamp terminal connections (Schneider Electric anti-loosening system)								
Shape of head	Type of operator	Type of contact		Positions Number and Type	Supply voltage V	Color of handle	Reference	Weight kg/lb
								
		NO	NC					
Complete units								
	Standard handle	1	1	2-position 90° Stay put ↙	24 ~ (50/60 Hz)	Green	<b>XB5AK123B5</b> (ZB5AW0B35 + ZB5AK1233)	0.516/1.138
						Red	<b>XB5AK124B5</b> (ZB5AW0B45 + ZB5AK1243)	0.516/1.138
						Orange	<b>XB5AK125B5</b> (ZB5AW0B55 + ZB5AK1253)	0.516/1.138
					110...120 ~ (50/60 Hz)	Green	<b>XB5AK123G5</b> (ZB5AW0G35 + ZB5AK1233)	0.516/1.138
						Red	<b>XB5AK124G5</b> (ZB5AW0G45 + ZB5AK1243)	0.516/1.138
						Orange	<b>XB5AK125G5</b> (ZB5AW0G55 + ZB5AK1253)	0.516/1.138
					230...240 ~ (50/60 Hz)	Green	<b>XB5AK123M5</b> (ZB5AW0M35 + ZB5AK1233)	0.516/1.138
						Red	<b>XB5AK124M5</b> (ZB5AW0M45 + ZB5AK1243)	0.516/1.138
						Orange	<b>XB5AK125M5</b> (ZB5AW0M55 + ZB5AK1253)	0.516/1.138
		1	1	3-position ± 45° Stay put ↘	24 ~ (50/60 Hz)	Green	<b>XB5AK133B5</b> (ZB5AW0B35 + ZB5AK1333)	0.516/1.138
						Red	<b>XB5AK134B5</b> (ZB5AW0B45 + ZB5AK1343)	0.516/1.138
						Orange	<b>XB5AK135B5</b> (ZB5AW0B55 + ZB5AK1353)	0.516/1.138
					110...120 ~ (50/60 Hz)	Green	<b>XB5AK133G5</b> (ZB5AW0G35 + ZB5AK1333)	0.516/1.138
						Red	<b>XB5AK134G5</b> (ZB5AW0G45 + ZB5AK1343)	0.516/1.138
						Orange	<b>XB5AK135G5</b> (ZB5AW0G55 + ZB5AK1353)	0.516/1.138
					230...240 ~ (50/60 Hz)	Green	<b>XB5AK133M5</b> (ZB5AW0M35 + ZB5AK1333)	0.516/1.138
						Red	<b>XB5AK134M5</b> (ZB5AW0M45 + ZB5AK1343)	0.516/1.138
						Orange	<b>XB5AK135M5</b> (ZB5AW0M55 + ZB5AK1353)	0.516/1.138

(1) For recommended maximum number of contacts constituting the body (fixing collar and contact) associated with the head, see page 20.

Assembly of other products using:  
Combined sub-assemblies: see page 80  
Accessories: see page 86

## Control and signaling units

Harmony XB5, plastic

Illuminated selector switches with standard handle,  
with integral LED



ZB5AK1263



ZB5AK1313



ZB5AK1783

### Illuminated selector switches with standard handle, with integral LED

(continued) (1)

Shape of head	Type of operator	Positions Number	Type		Color of handle	Reference	Weight kg/lb
<b>Heads only (2)</b>							
	Standard handle	2-position 90°	Stay put		White	<b>ZB5AK1213</b>	0.016/0.035
					Green	<b>ZB5AK1233</b>	0.016/0.035
					Red	<b>ZB5AK1243</b>	0.016/0.035
					Orange	<b>ZB5AK1253</b>	0.016/0.035
					Yellow	<b>ZB5AK1283</b>	0.016/0.035
					Blue	<b>ZB5AK1263</b>	0.016/0.035
		3-position ± 45°	Stay put		White	<b>ZB5AK1413</b>	0.017/0.037
					Green	<b>ZB5AK1433</b>	0.017/0.037
					Red	<b>ZB5AK1443</b>	0.017/0.037
					Orange	<b>ZB5AK1453</b>	0.017/0.037
					Yellow	<b>ZB5AK1483</b>	0.017/0.037
					Blue	<b>ZB5AK1463</b>	0.017/0.037
		3-position ± 45°	Stay put		White	<b>ZB5AK1313</b>	0.016/0.035
					Green	<b>ZB5AK1333</b>	0.016/0.035
					Red	<b>ZB5AK1343</b>	0.016/0.035
					Orange	<b>ZB5AK1353</b>	0.016/0.035
					Yellow	<b>ZB5AK1383</b>	0.016/0.035
					Blue	<b>ZB5AK1363</b>	0.016/0.035
		3-position ± 45°	Spring return from right to left		White	<b>ZB5AK1513</b>	0.016/0.035
					Green	<b>ZB5AK1533</b>	0.016/0.035
					Red	<b>ZB5AK1543</b>	0.016/0.035
					Orange	<b>ZB5AK1553</b>	0.016/0.035
					Yellow	<b>ZB5AK1583</b>	0.016/0.035
					Blue	<b>ZB5AK1563</b>	0.016/0.035
		3-position ± 45°	Spring return from right to center		White	<b>ZB5AK1813</b>	0.016/0.035
					Green	<b>ZB5AK1833</b>	0.016/0.035
					Red	<b>ZB5AK1843</b>	0.016/0.035
					Orange	<b>ZB5AK1853</b>	0.016/0.035
					Yellow	<b>ZB5AK1883</b>	0.016/0.035
					Blue	<b>ZB5AK1863</b>	0.016/0.035
		3-position ± 45°	Spring return from left to center		White	<b>ZB5AK1713</b>	0.016/0.035
					Green	<b>ZB5AK1733</b>	0.016/0.035
					Red	<b>ZB5AK1743</b>	0.016/0.035
					Orange	<b>ZB5AK1753</b>	0.016/0.035
					Yellow	<b>ZB5AK1783</b>	0.016/0.035
					Blue	<b>ZB5AK1763</b>	0.016/0.035

(1) For recommended maximum number of contacts constituting the body (fixing collar and contact) associated with the head, see page 20.

(2) Only for use with bodies comprising a light source with integral LED.



# Control and signaling units

## Harmony XB5, plastic

### Flush mounted selector switches with standard handle



#### Flush mounted selector switches with standard handle for Ø 30 mm <sup>(1)</sup>

##### Screw clamp terminal connections (Schneider Electric anti-loosening system)

Shape of head	Type of operator	Type of contact		Positions		Reference	Weight kg/lb
		NO	NC	Number	Type		

#### Complete units

	Standard handle, black	1	–	2-position 90°	Stay put		<b>XB5FD21</b> (ZB5AZ101 + ZB5FD2)	0.043/0.095
		1	–		Spring return from right to left		<b>XB5FD41</b> (ZB5AZ101 + ZB5FD4)	0.046/0.101
		1	1		Stay put		<b>XB5FD25</b> (ZB5AZ105 + ZB5FD2)	0.043/0.095
		2	–	3-position ± 45°	Stay put		<b>XB5FD33</b> (ZB5AZ103 + ZB5FD3)	0.043/0.095
					Spring return to center		<b>XB5FD53</b> (ZB5AZ103 + ZB5FD5)	0.043/0.095

#### Heads only

	Standard handle, black	2-position 90°	Stay put		<b>ZB5FD2</b>	0.017/0.037
			Spring return from right to left		<b>ZB5FD4</b>	0.020/0.044
		3-position ± 45°	Stay put		<b>ZB5FD3</b>	0.017/0.037
			Spring return to center		<b>ZB5FD5</b>	0.017/0.037
			Spring return from left to center		<b>ZB5FD7</b>	0.017/0.037
			Spring return from right to center		<b>ZB5FD8</b>	0.017/0.037

#### Heads only with other colored handles

	Standard handle, white	Add suffix <b>01</b> to the reference, for example: <b>ZB5FD201</b>
	Standard handle, green	Add suffix <b>03</b> to the reference, for example: <b>ZB5FD203</b>
	Standard handle, red	Add suffix <b>04</b> to the reference, for example: <b>ZB5FD204</b>
	Standard handle, yellow	Add suffix <b>05</b> to the reference, for example: <b>ZB5FD205</b>
	Standard handle, blue	Add suffix <b>06</b> to the reference, for example: <b>ZB5FD206</b>

(1) For recommended maximum number of contacts and sequence of contacts constituting the body (fixing collar and contact) associated with the head, see page 20.

Assembly of other products using:  
 Body/contact assemblies: see page 74  
 Accessories: see page 86

# Control and signaling units

Harmony XB5, plastic

Flush mounted selector switches with long handle



## Flush mounted selector switches with long handle for Ø 30 mm <sup>(1)</sup>

Screw clamp terminal connections (Schneider Electric anti-loosening system)

Shape of head	Type of operator	Type of contact		Positions		Reference	Weight kg/lb
		NO	NC	Number	Type		

### Complete units

	Long handle, black	1	–	2-position 90°	Stay put	✓ <b>XB5FJ21</b> (ZB5AZ101 + ZB5FJ2)	0.043/0.095
		2	–	3-position ± 45°	Stay put	✓ <b>XB5FJ33</b> (ZB5AZ103 + ZB5FJ3)	0.043/0.095
					Spring return to center	✓ <b>XB5FJ53</b> (ZB5AZ103 + ZB5FJ5)	0.043/0.095

### Heads only

	Long handle, black			2-position 90°	Stay put	✓ <b>ZB5FJ2</b>	0.017/0.037
					Spring return from right to left	✓ <b>ZB5FJ4</b>	0.020/0.044
				3-position ± 45°	Stay put	✓ <b>ZB5FJ3</b>	0.017/0.037
					Spring return to center	✓ <b>ZB5FJ5</b>	0.017/0.037
					Spring return from left to center	✓ <b>ZB5FJ7</b>	0.017/0.037
					Spring return from right to center	✓ <b>ZB5FJ8</b>	0.017/0.037

(1) For recommended maximum number of contacts and sequence of contacts constituting the body (fixing collar and contact) associated with the head, see page 20.


# Control and signaling units

## Harmony XB5, plastic

### Flush mounted key switches with key no. 455



XB5FG21



ZB5FG2

#### Flush mounted key switches for Ø 30 mm (1)

##### Screw clamp terminal connections (Schneider Electric anti-loosening system)

Shape of head	Type of operator	Type of contact	Positions (2)	Reference	Weight kg/lb
			Number Type		
		NO			
		NC			

#### Complete units

	Key switch with key no. 455	1	–	2-position 90°	Stay put		<b>XB5FG21</b> (ZB5AZ101 + ZB5FG2)	0.831/1.832
							<b>XB5FG41</b> (ZB5AZ101 + ZB5FG4)	0.831/1.832
					Spring return to left		<b>XB5FG61</b> (ZB5AZ101 + ZB5FG6)	0.870/1.918
							<b>XB5FG03</b> (ZB5AZ103 + ZB5FG0)	0.831/1.832
		2	–	3-position ± 45°	Stay put		<b>XB5FG33</b> (ZB5AZ103 + ZB5FG3)	0.831/1.832

#### Heads only

	Key switch with key no. 455 (3) (4)			2-position 90°	Stay put		<b>ZB5FG2</b>	0.057/0.126
							<b>ZB5FG02</b>	0.057/0.126
							<b>ZB5FG4</b>	0.057/0.126
					Spring return from right to left		<b>ZB5FG6</b>	0.061/0.134
							<b>ZB5FG0</b>	0.057/0.126
				3-position ± 45°	Stay put		<b>ZB5FG3</b>	0.057/0.126
							<b>ZB5FG5</b>	0.057/0.126
							<b>ZB5FG9</b>	0.057/0.126
							<b>ZB5FG09</b>	0.057/0.126
							<b>ZB5FG1</b>	0.057/0.126
							<b>ZB5FG7</b>	0.057/0.126
				Spring return from right to center			<b>ZB5FG8</b>	0.057/0.126
							<b>ZB5FG05</b>	0.057/0.126
							<b>ZB5FG08</b>	0.057/0.126

(1) For recommended maximum number of contacts and sequence of contacts constituting the body (fixing collar and contact) associated with the head, see page 20.

(2) The symbol indicates key withdrawal position(s).

(3) Other key numbers:

- Key no. 421E: add suffix **12** to the reference.
- Key no. 458A: add suffix **10** to the reference.
- Key no. 520E: add suffix **14** to the reference.
- Key no. 3131A: add suffix **20** to the reference.

For example, for a switch head with key no. 421E, 2-position stay put with key withdrawal from the left-hand position, the reference becomes ZB5AG212.

(4) For specific keys with other numbers, please contact our Customer Care Center.


Assembly of other products using:  
Body/contact assemblies: see page 74  
Accessories: see page 86

## Control and signaling units

Harmony XB5, plastic

Flush mounted key switches with key no. 8D1

Flush mounted selector switches with knurled knob










ZB5FG09D

### Flush mounted key switches for Ø 30 mm (continued) (1)

Shape of head	Type of operator	Positions (2)		Reference	Weight kg/lb
		Number	Type		
	Key switch with key no. 8D1	2-position 90°	Stay put		<b>ZB5FG2D</b> 0.069/0.152
					<b>ZB5FG02D</b> 0.069/0.152
					<b>ZB5FG4D</b> 0.069/0.152
		3-position ± 45°	Spring return from right to left		<b>ZB5FG6D</b> 0.069/0.152
			Stay put		<b>ZB5FG0D</b> 0.069/0.152
					<b>ZB5FG3D</b> 0.069/0.152
					<b>ZB5FG5D</b> 0.069/0.152
					<b>ZB5FG9D</b> 0.069/0.152
					<b>ZB5FG09D</b> 0.069/0.152
			Spring return from left to center		<b>ZB5FG1D</b> 0.069/0.152
			Spring return to center		<b>ZB5FG7D</b> 0.069/0.152
			Spring return from right to center		<b>ZB5FG8D</b> 0.069/0.152
					<b>ZB5FG05D</b> 0.069/0.152
					<b>ZB5FG08D</b> 0.069/0.152
		3-position ± 45°	Stay put		<b>ZB5FG03D</b> 0.069/0.152
					<b>ZB5FG04D</b> 0.069/0.152
			Spring return to centre		<b>ZB5FG06D</b> 0.069/0.152
			Spring return from right to centre		<b>ZB5FG07D</b> 0.069/0.152

### Flush mounted selector switches with knurled knob for Ø 30 mm (1)

Shape of head	Type of operator	Positions (2)		Reference	Weight kg/lb	
		Number	Type			
Heads only						
	Black knurled knob	2-position 90°	Stay put		<b>ZB5FD29</b>	0.034/0.075
			Spring return from right to left		<b>ZB5FD49</b>	0.034/0.075
		3-position ± 45°	Stay put		<b>ZB5FD39</b>	0.034/0.075
			Spring return to center		<b>ZB5FD59</b>	0.034/0.075
			Spring return from left to center		<b>ZB5FD79</b>	0.034/0.075
			Spring return from right to center		<b>ZB5FD89</b>	0.034/0.075

(1) For recommended maximum number of contacts and sequence of contacts constituting the body (fixing collar and contact) associated with the head, see page 20.

(2) The symbol indicates key withdrawal position(s).



ZB5FD29

Assembly of other products using:  
Combined sub-assemblies: see page 80  
Accessories: see page 86






## Control and signaling units

Harmony XB5, plastic

Flush mounted illuminated selector switches  
with standard handle, with integral LED

### Flush mounted illuminated selector switches with standard handle, with integral LED for Ø 30 mm <sup>(1)</sup>

Screw clamp terminal connections (Schneider Electric anti-loosening system)

Shape of head	Type of operator	Type of contact		Positions Number and Type	Supply voltage V	Color of handle	Reference	Weight kg/lb	
									
		NO	NC						
Complete units									
 <b>Protecteur LED</b>	Standard handle	1	1	2-position 90° Stay put 	24 ~ (50/60 Hz)	Green	<b>XB5FK123B5</b> (ZB5AW0B35 + ZB5AK1233)	0.516/1.138	
						Red	<b>XB5FK124B5</b> (ZB5AW0B45 + ZB5AK1243)	0.516/1.138	
						Orange	<b>XB5FK125B5</b> (ZB5AW0B55 + ZB5AK1253)	0.516/1.138	
						110...120 ~ (50/60 Hz)	Green	<b>XB5FK123G5</b> (ZB5AW0G35 + ZB5AK1233)	0.516/1.138
						Red	<b>XB5FK124G5</b> (ZB5AW0G45 + ZB5AK1243)	0.516/1.138	
						Orange	<b>XB5FK125G5</b> (ZB5AW0G55 + ZB5AK1253)	0.516/1.138	
						230...240 ~ (50/60 Hz)	Green	<b>XB5FK123M5</b> (ZB5AW0M35 + ZB5AK1233)	0.516/1.138
						Red	<b>XB5FK124M5</b> (ZB5AW0M45 + ZB5AK1243)	0.516/1.138	
						Orange	<b>XB5FK125M5</b> (ZB5AW0M55 + ZB5AK1253)	0.516/1.138	
	1	1	3-position ± 45° Stay put 	24 ~ (50/60 Hz)	Green	<b>XB5FK133B5</b> (ZB5AW0B35 + ZB5AK1333)	0.516/1.138		
					Red	<b>XB5FK134B5</b> (ZB5AW0B45 + ZB5AK1343)	0.516/1.138		
					Orange	<b>XB5FK135B5</b> (ZB5AW0B55 + ZB5AK1353)	0.516/1.138		
					110...120 ~ (50/60 Hz)	Green	<b>XB5FK133G5</b> (ZB5AW0G35 + ZB5AK1333)	0.516/1.138	
					Red	<b>XB5FK134G5</b> (ZB5AW0G45 + ZB5AK1343)	0.516/1.138		
					Orange	<b>XB5FK135G5</b> (ZB5AW0G55 + ZB5AK1353)	0.516/1.138		
					230...240 ~ (50/60 Hz)	Green	<b>XB5FK133M5</b> (ZB5AW0M35 + ZB5AK1333)	0.516/1.138	
					Red	<b>XB5FK134M5</b> (ZB5AW0M45 + ZB5AK1343)	0.516/1.138		
					Orange	<b>XB5FK135M5</b> (ZB5AW0M55 + ZB5AK1353)	0.516/1.138		

(1) For recommended maximum number of contacts constituting the body (fixing collar and contact) associated with the head, see page 20.

Assembly of other products using:  
Combined sub-assemblies: see page 80  
Accessories: see page 86








## Control and signaling units

Harmony XB5, plastic

Flush mounted illuminated selector switches  
with standard handle, with integral LED



### Flush mounted illuminated selector switches with standard handle, with integral LED for Ø 30 mm <sup>(1)(2)</sup>

Shape of head	Type of operator	Positions Number	Type		Color of handle	Reference	Weight kg/lb
<b>Heads only</b>							
	Standard handle	2-position 90°	Stay put		White	<b>ZB5FK1213</b>	0.030/0.066
					Green	<b>ZB5FK1233</b>	0.030/0.066
					Red	<b>ZB5FK1243</b>	0.030/0.066
					Orange	<b>ZB5FK1253</b>	0.030/0.066
					Yellow	<b>ZB5FK1283</b>	0.030/0.066
					Blue	<b>ZB5FK1263</b>	0.030/0.066
			Spring return from right to left		White	<b>ZB5FK1413</b>	0.030/0.066
					Green	<b>ZB5FK1433</b>	0.030/0.066
					Red	<b>ZB5FK1443</b>	0.030/0.066
					Orange	<b>ZB5FK1453</b>	0.030/0.066
					Yellow	<b>ZB5FK1483</b>	0.030/0.066
					Blue	<b>ZB5FK1463</b>	0.030/0.066
		3-position ± 45°	Stay put		White	<b>ZB5FK1313</b>	0.030/0.066
					Green	<b>ZB5FK1333</b>	0.030/0.066
					Red	<b>ZB5FK1343</b>	0.030/0.066
					Orange	<b>ZB5FK1353</b>	0.030/0.066
					Yellow	<b>ZB5FK1383</b>	0.030/0.066
					Blue	<b>ZB5FK1363</b>	0.030/0.066
			Spring return to center		White	<b>ZB5FK1513</b>	0.030/0.066
					Green	<b>ZB5FK1533</b>	0.030/0.066
					Red	<b>ZB5FK1543</b>	0.030/0.066
					Orange	<b>ZB5FK1553</b>	0.030/0.066
					Yellow	<b>ZB5FK1583</b>	0.030/0.066
					Blue	<b>ZB5FK1563</b>	0.030/0.066
			Spring return from right to center		White	<b>ZB5FK1813</b>	0.030/0.066
					Green	<b>ZB5FK1833</b>	0.030/0.066
					Red	<b>ZB5FK1843</b>	0.030/0.066
					Orange	<b>ZB5FK1853</b>	0.030/0.066
					Yellow	<b>ZB5FK1883</b>	0.030/0.066
					Blue	<b>ZB5FK1863</b>	0.030/0.066
			Spring return from left to center		White	<b>ZB5FK1713</b>	0.030/0.066
					Green	<b>ZB5FK1733</b>	0.030/0.066
					Red	<b>ZB5FK1743</b>	0.030/0.066
					Orange	<b>ZB5FK1753</b>	0.030/0.066
					Yellow	<b>ZB5FK1783</b>	0.030/0.066
					Blue	<b>ZB5FK1763</b>	0.030/0.066

(1) For recommended maximum number of contacts constituting the body (fixing collar and contact) associated with the head, see page 20.

(2) Only for use with bodies comprising a light source with integral LED.



Assembly of other products using:  
Light block sub-assemblies: see page 76  
Accessories: see page 86

## Control and signaling units

Harmony XB5, plastic  
Pilot lights with integral LED




XB5AVB1



XB5EVG3

### Pilot lights with integral LED

Screw clamp terminal connections (Schneider Electric anti-loosening system)

Shape of head	Supply voltage V	Color	Reference for monolithic units	Reference for complete units	Weight kg/lb
<b>Complete units</b> (with plain lens)					
	24 ~ (50/60 Hz)	White	<b>XB5EVB1</b>	<b>XB5AVB1</b> (ZB5AVB1 + ZB5AV013)	0.038/0.084
		Green	<b>XB5EVB3</b>	<b>XB5AVB3</b> (ZB5AVB3 + ZB5AV033)	0.038/0.084
		Red	<b>XB5EVB4</b>	<b>XB5AVB4</b> (ZB5AVB4 + ZB5AV043)	0.038/0.084
		Orange	<b>XB5EVB5</b>	<b>XB5AVB5</b> (ZB5AVB5 + ZB5AV053)	0.038/0.084
		Blue	<b>XB5EVB6</b>	<b>XB5AVB6</b> (ZB5AVB6 + ZB5AV063)	0.038/0.084
		Yellow	<b>XB5EVB8</b>	—	0.038/0.084
	110...120 ~ (50/60 Hz)	White	<b>XB5EVG1</b>	<b>XB5AVG1</b> (ZB5AVG1 + ZB5AV013)	0.038/0.084
		Green	<b>XB5EVG3</b>	<b>XB5AVG3</b> (ZB5AVG3 + ZB5AV033)	0.038/0.084
		Red	<b>XB5EVG4</b>	<b>XB5AVG4</b> (ZB5AVG4 + ZB5AV043)	0.038/0.084
		Orange	<b>XB5EVG5</b>	<b>XB5AVG5</b> (ZB5AVG5 + ZB5AV053)	0.038/0.084
		Blue	<b>XB5EVG6</b>	<b>XB5AVG6</b> (ZB5AVG6 + ZB5AV063)	0.038/0.084
		Yellow	<b>XB5EVG8</b>	—	0.038/0.084
	230...240 ~ (50/60 Hz)	White	<b>XB5EVM1</b>	<b>XB5AVM1</b> (ZB5AVM1 + ZB5AV013)	0.038/0.084
		Green	<b>XB5EVM3</b>	<b>XB5AVM3</b> (ZB5AVM3 + ZB5AV033)	0.038/0.084
		Red	<b>XB5EVM4</b>	<b>XB5AVM4</b> (ZB5AVM4 + ZB5AV043)	0.038/0.084
		Orange	<b>XB5EVM5</b>	<b>XB5AVM5</b> (ZB5AVM5 + ZB5AV053)	0.038/0.084
		Blue	<b>XB5EVM6</b>	<b>XB5AVM6</b> (ZB5AVM6 + ZB5AV063)	0.038/0.084
		Yellow	<b>XB5EVM8</b>	—	0.038/0.084



# Control and signaling units

Harmony XB5, plastic  
 Pilot lights with integral LED



ZB5AV053



ZB5AV083S





ZB5CV063

## Pilot lights with integral LED

Screw clamp terminal connections (Schneider Electric anti-loosening system)

### Heads only, circular (1)

Shape of head	For use with body comprising light source type	Color of lens	Reference	Weight kg/lb
■ With plain lens				
		White	ZB5AV013	0.017/0.037
		Green	ZB5AV033	0.017/0.037
		Red	ZB5AV043	0.017/0.037
		Orange	ZB5AV053	0.017/0.037
		Yellow	ZB5AV083	0.017/0.037
		Blue	ZB5AV063	0.017/0.037
		5 colors (2) (3)	ZB5AV003	0.017/0.037

### ■ With plain lens, for insertion of legend (3)

		White	ZB5AV013E	0.017/0.037
		Green	ZB5AV033E	0.017/0.037
		Red	ZB5AV043E	0.017/0.037
		Orange	ZB5AV053E	0.017/0.037
		Yellow	ZB5AV083E	0.017/0.037
		Blue	ZB5AV063E	0.017/0.037

### ■ With grooved lens (4)

		White	ZB5AV013S	0.017/0.037
		Green	ZB5AV033S	0.017/0.037
		Red	ZB5AV043S	0.017/0.037
		Orange	ZB5AV053S	0.017/0.037
		Yellow	ZB5AV083S	0.017/0.037
		Blue	ZB5AV063S	0.017/0.037

### Heads only, square (1)

#### ■ With plain lens

		White	ZB5CV013	0.020/0.044
		Green	ZB5CV033	0.020/0.044
		Red	ZB5CV043	0.020/0.044
		Orange	ZB5CV053	0.020/0.044
		Blue	ZB5CV063	0.020/0.044
		5 colors (2)	ZB5CV003	0.028/0.062

(1) Only for use with bodies comprising a light source with integral LED.

(2) Head supplied with 5 different colored lenses (white, green, red, orange, or blue) not fitted, for insertion of legend.

(3) For legend ordering information, see page 97.

(4) For use in bright ambient light conditions (for example, outdoors in sunlight).

Assembly of other products using:  
Light block sub-assemblies: see page 76  
Accessories: see page 86

## Control and signaling units

Harmony XB5, plastic


Pilot lights with integral LED and with BA 9s base fitting

PF080703



XB5AV5B4

### Pilot lights with integral LED and transformer (1.2 VA, 24 V secondary) Screw clamp terminal connections (Schneider Electric anti-loosening system)

Shape of head	Supply voltage V	Color	Reference (1)	Weight kg/lb
<b>Complete units - With plain lens</b>				
	400 ~ - 50 Hz (1)	White	<b>XB5AV5B1</b>	0.133/0.293
		Green	<b>XB5AV5B3</b>	0.133/0.293
		Red	<b>XB5AV5B4</b>	0.133/0.293
		Orange	<b>XB5AV5B5</b>	0.133/0.293
		Blue	<b>XB5AV5B6</b>	0.133/0.293





101292



XB5AV63

### Pilot lights with BA 9s base fitting, with plain or grooved lens Screw clamp terminal connections (Schneider Electric anti-loosening system)



Shape of head	Supply voltage V	Color	Reference	Weight kg/lb
<b>Complete units - With plain lens</b>				
	■ Direct supply, for BA 9s bulb, U ≤ 250 V, 2.4 W max. (bulb not included)			
	≤ 250	White	<b>XB5AV61</b> (ZB5AV6 + ZB5AV01)	0.037/0.082
		Green	<b>XB5AV63</b> (ZB5AV6 + ZB5AV03)	0.037/0.082
		Red	<b>XB5AV64</b> (ZB5AV6 + ZB5AV04)	0.037/0.082
		Orange	<b>XB5AV65</b> (ZB5AV6 + ZB5AV05)	0.037/0.082
	■ Via integral transformer, 1.2 VA, 6 V secondary, with BA 9s incandescent bulb (included)			
	110...120 ~ - 50/60 Hz	White	<b>XB5AV31</b> (ZB5AV3 + ZB5AV01)	0.109/0.240
		Green	<b>XB5AV33</b> (ZB5AV3 + ZB5AV03)	0.109/0.240
		Red	<b>XB5AV34</b> (ZB5AV3 + ZB5AV04)	0.109/0.240
		Orange	<b>XB5AV35</b> (ZB5AV3 + ZB5AV05)	0.109/0.240
	230 ~ - 50 Hz 220...240 ~ - 60 Hz	White	<b>XB5AV41</b> (ZB5AV4 + ZB5AV01)	0.110/0.243
		Green	<b>XB5AV43</b> (ZB5AV4 + ZB5AV03)	0.110/0.243
		Red	<b>XB5AV44</b> (ZB5AV4 + ZB5AV04)	0.110/0.243
		Orange	<b>XB5AV45</b> (ZB5AV4 + ZB5AV05)	0.110/0.243

101291



XB5AV34

### Heads only (2)

Shape of head	For use with body comprising light source type	Color of lens	Reference	Weight kg/lb
■ With plain lens				
	With BA 9s base fitting	White	ZB5AV01	0.018/0.040
		Green	ZB5AV03	0.018/0.040
		Red	ZB5AV04	0.018/0.040
		Orange	ZB5AV05	0.018/0.040
		Blue	ZB5AV06	0.018/0.040
		Clear	ZB5AV07	0.018/0.040
■ With grooved lens (3)				
	With BA 9s base fitting	White	ZB5AV01S	0.017/0.037
		Green	ZB5AV03S	0.017/0.037
		Red	ZB5AV04S	0.017/0.037
		Orange	ZB5AV05S	0.017/0.037
		Blue	ZB5AV06S	0.017/0.037
		Clear	ZB5AV07S	0.017/0.037

(1) To order 440...460 V ~ - 60 Hz transformer blocks, replace "5" in the reference with "8". For example, XB5AV5B1 becomes XB5AV8B1. To order 550...600 V ~ - 60 Hz blocks, replace "5" with "9". For example, XB5AV5B1 becomes XB5AV9B1.

(2) Only for use with bodies comprising a light source with BA 9s base fitting (incandescent, neon, or LED).

(3) For use in bright ambient light conditions (for example, outdoors in sunlight).

PG13112



ZB5AV01

Assembly of other products using:  
Light block sub-assemblies: see page 76  
Accessories: see page 86

## Control and signaling units

Harmony XB5, plastic

3-phase pilot light with integral LED

Push-to-test pilot lights

Flush mounted pilot lights with integral LED



XB5EV57K4



XB5EV57L4




XB5AW21B5




XB5AW25G5

### 3-phase pilot lights with integral LED

Faston connector, 6.3 mm

Shape of head	Supply voltage V	Color	Reference	Weight kg/lb
	400 ~ - 50/60 Hz	Red Green Yellow	<b>XB5EV57K4</b>	0.065/0.143
	400 ~ - 50/60 Hz	White White White	<b>XB5EV57L4</b>	0.065/0.143

### Push-to-test pilot light

Shape of head	Supply voltage V	Color	Reference	Weight kg/lb
	24 ~ - 50/60 Hz	White	<b>XB5AW21B5</b>	0.047/0.104
	24 ~ - 50/60 Hz	Green	<b>XB5AW23B5</b>	0.047/0.104
	24 ~ - 50/60 Hz	Red	<b>XB5AW24B5</b>	0.047/0.104
	24 ~ - 50/60 Hz	Orange	<b>XB5AW25B5</b>	0.047/0.104
	24 ~ - 50/60 Hz	Yellow	<b>XB5AW28B5</b>	0.047/0.104
	24 ~ - 50/60 Hz	Blue	<b>XB5AW26B5</b>	0.047/0.104
	110 - 120 ~ - 50/60 Hz	White	<b>XB5AW21G5</b>	0.047/0.104
	110 - 120 ~ - 50/60 Hz	Green	<b>XB5AW23G5</b>	0.047/0.104
	110 - 120 ~ - 50/60 Hz	Red	<b>XB5AW24G5</b>	0.047/0.104
	110 - 120 ~ - 50/60 Hz	Orange	<b>XB5AW25G5</b>	0.047/0.104
	110 - 120 ~ - 50/60 Hz	Yellow	<b>XB5AW28G5</b>	0.047/0.104
	110 - 120 ~ - 50/60 Hz	Blue	<b>XB5AW26G5</b>	0.047/0.104

(1) Only for use with bodies comprising a light source with integral LED.

Assembly of other products using:  
Light block sub-assemblies: see page 76  
Accessories: see page 86

# Control and signaling units

Harmony XB5, plastic

Flush mounted pilot lights with integral LED




XB5FVB1



XB5FVG3

### Flush mounted pilot lights with integral LED for Ø 30 mm

Screw clamp terminal connections (Schneider Electric anti-loosening system)


Shape of head	Supply voltage V	Color	Reference	Weight kg/lb
<b>Complete units (with plain lens)</b>				
	24 ~ (50/60 Hz)	White	<b>XB5FVB1</b> (ZB5AVB1 + ZB5FV013)	0.038/0.084
		Green	<b>XB5FVB3</b> (ZB5AVB3 + ZB5FV033)	0.038/0.084
		Red	<b>XB5FVB4</b> (ZB5AVB4 + ZB5FV043)	0.038/0.084
		Orange	<b>XB5FVB5</b> (ZB5AVB5 + ZB5FV053)	0.038/0.084
		Blue	<b>XB5FVB6</b> (ZB5AVB6 + ZB5FV063)	0.038/0.084
		Yellow	–	0.038/0.084
	110...120 ~ (50/60 Hz)	White	<b>XB5FVG1</b> (ZB5AVG1 + ZB5FV013)	0.038/0.084
		Green	<b>XB5FVG3</b> (ZB5AVG3 + ZB5FV033)	0.038/0.084
		Red	<b>XB5FVG4</b> (ZB5AVG4 + ZB5FV043)	0.038/0.084
		Orange	<b>XB5FVG5</b> (ZB5AVG5 + ZB5FV053)	0.038/0.084
		Blue	<b>XB5FVG6</b> (ZB5AVG6 + ZB5FV063)	0.038/0.084
		Yellow	–	0.038/0.084
	230...240 ~ (50/60 Hz)	White	<b>XB5FVM1</b> (ZB5AVM1 + ZB5FV013)	0.038/0.084
		Green	<b>XB5FVM3</b> (ZB5AVM3 + ZB5FV033)	0.038/0.084
		Red	<b>XB5FVM4</b> (ZB5AVM4 + ZB5FV043)	0.038/0.084
		Orange	<b>XB5FVM5</b> (ZB5AVM5 + ZB5FV053)	0.038/0.084
		Blue	<b>XB5FVM6</b> (ZB5AVM6 + ZB5FV063)	0.038/0.084
		Yellow	–	0.038/0.084

Assembly of other products using:  
Light block sub-assemblies: see page 76  
Accessories: see page 86

## Control and signaling units

Harmony XB5, plastic

Flush mounted pilot lights with integral LED



ZB5FV043

### Flush mounted pilot lights with integral LED for Ø 30 mm (continued) Screw clamp terminal connections (Schneider Electric anti-loosening system)

#### Heads only, circular (1)

Shape of head	For use with body comprising light source type	Color of lens	Reference	Weight kg/lb
■ With plain lens				
	Integral LED only	White	ZB5FV013	0.017/0.037
		Green	ZB5FV033	0.017/0.037
		Red	ZB5FV043	0.017/0.037
		Orange	ZB5FV053	0.017/0.037
		Yellow	ZB5FV083	0.017/0.037
		Blue	ZB5FV063	0.017/0.037

(1) Only for use with bodies comprising a light source with integral LED.

Assembly of other products using:  
Body/contact assemblies: see page 74  
Accessories: see page 86

## Control and signaling units

Harmony XB5, plastic

Specific functions

Manual overload reset pushbuttons, potentiometers



XB5AA801

### Manual overload reset buttons (travel 10 mm/0.349 in.)

Shape of head	Actuation distance mm/in.	Marking	Color	Reference	Weight kg/lb
---------------	------------------------------	---------	-------	-----------	-----------------

#### Without cap (1)

	17...120/ 0.669...4.724	—	—	<b>XB5AA801</b>	0.027/0.060
	120...257/ 4.724...10.118	—	—	<b>XB5AA802</b>	0.040/0.088

#### With flush push

	17...120/ 0.669...4.724	Without	Green	<b>XB5AA831</b>	0.027/0.060
			Red	<b>XB5AA841</b>	0.027/0.060
			Blue	<b>XB5AA861</b>	0.027/0.060
	120...257/ 4.724...10.118	Without	O Red	<b>XB5AA84101</b>	0.027/0.060
			R Blue	<b>XB5AA86102</b>	0.027/0.060
			Green	<b>XB5AA832</b>	0.040/0.088
			Red	<b>XB5AA842</b>	0.040/0.088
			Blue	<b>XB5AA862</b>	0.040/0.088
			O Red	<b>XB5AA84201</b>	0.040/0.088
			R Blue	<b>XB5AA86202</b>	0.040/0.088

#### With projecting push

	17...120/ 0.669...4.724	O	Red	<b>XB5AL84101</b>	0.027/0.060
	120...257/ 4.724...10.118	O	Red	<b>XB5AL84201</b>	0.040/0.088

### Complete potentiometer

Description	Resistance k Ω	Reference	Weight kg/lb
+/-10% linear mode precision complete potentiometer with screw terminals	1	<b>XB5AD912R1K</b>	0.048/0.106
	4.7	<b>XB5AD912R4K7</b>	0.048/0.106
	10	<b>XB5AD912R10K</b>	0.048/0.106
	47	<b>XB5AD912R47K</b>	0.048/0.106
	100	<b>XB5AD912R100K</b>	0.048/0.106
	470	<b>XB5AD912R470K</b>	0.048/0.106

### Heads and mounting base for potentiometer (2)

Shape of head	Description	For use with	Reference	Weight kg/lb
	For potentiometer with shaft length 45 to 50 mm/ 1.772 to 1.968 in.	Ø 6 mm/ 0.236 in. shaft	<b>ZB5AD912</b>	0.032/0.071
		Ø 6.35 mm/ 0.250 in. shaft	<b>ZB5AD922</b>	0.032/0.071



XB5AD912R1K



ZB5AD...

(1) Colored cap to be ordered separately (see page 86).

(2) Potentiometer not included.

## References

Assembly of other products using:  
Body/contact assemblies: see page 74  
Accessories: see page 86

## Control and signaling units

Harmony XB5, plastic

Specific functions

Timers, hour counters, annunciators



XB5DTB22

Timers						
Description	Output type	Supply voltage V	Time delay type	Time delay range	Reference	Weight kg/lb
Panel-mounted timer function with LED status and 1 static output in 22.5 mm/0.886 in. hole	1 static output	24 V	Type A (delay on energization)	0.5...10s	<b>XB5DTB22</b>	0.027/0.060
				3...60 s	<b>XB5DTB23</b>	0.027/0.060
				0.5...10 min	<b>XB5DTB24</b>	0.027/0.060
				3...60 min	<b>XB5DTB25</b>	0.027/0.060
	100...240 V ~ - 50/60 Hz	Type A (delay on energization)	0.5...10s	<b>XB5DTGM2</b>	0.027/0.060	
			3...60 s	<b>XB5DTGM3</b>	0.027/0.060	
			0.5...10 min	<b>XB5DTGM4</b>	0.027/0.060	
			3...60 min	<b>XB5DTGM5</b>	0.027/0.060	



XB5DSB

Hour counters			
Characteristics	Supply voltage V	Reference	Weight kg/lb
Indication 0...9999.9	12...24 V ~ - 50 or 60 Hz	<b>XB5DSB</b>	0.045/0.099
	120 V ~ - 60 Hz	<b>XB5DSG</b>	0.045/0.099
	230...240 V ~ - 50 Hz	<b>XB5DSM</b>	0.045/0.099



XB5KS2B4

Annunciators (IP 66, IP 67, and IP 69)				
Characteristics	Supply voltage V	Color	Reference	Weight kg/lb
Continuous or intermittent non-illuminated buzzer - 90dB, 4/6.8kHz (connection diagram: on Schneider Electric website, Harmony XB5 page)	24 V ~ - 50 or 60 Hz	-	<b>XB5KSB</b>	0.024/0.053
	110...120 V ~ - 50 or 60 Hz	-	<b>XB5KSG</b>	0.024/0.053
	230...240 V ~ - 50 or 60 Hz	-	<b>XB5KSM</b>	0.024/0.053
Continuous or intermittent illuminated buzzer - 90dB, 4/6.8kHz	24 V ~ - 50 or 60 Hz	Red	<b>XB5KS2B4</b>	0.024/0.053
	110...120 V ~ - 50 or 60 Hz	Red	<b>XB5KS2G4</b>	0.024/0.053
	230...240 V ~ - 50 or 60 Hz	Red	<b>XB5KS2M4</b>	0.024/0.053
	24V ~ - 50 or 60 Hz	Yellow	<b>XB5KS2B8</b>	0.024/0.053
	110...120 V ~ - 50 or 60 Hz	Yellow	<b>XB5KS2G8</b>	0.024/0.053
	230...240 V ~ - 50 or 60 Hz	Yellow	<b>XB5KS2M8</b>	0.024/0.053




Assembly of other products using:  
Accessories: see page 86

## Control and signaling units

Harmony XB5, plastic

Specific functions

USB and RJ45 ports, fuse carrier



### USB and RJ45 ports

Description	Interface type	Connection type	Degree of protection	Reference	Weight kg/lb
Panel-mounted USB and RJ45 ports in 22.5 mm/0.886 in. hole with notch	USB interface, jack type A	USB port 3.0 A-A	IP 20 IP 65, IP 67, IP 69K with protection cover (1)	<b>XB5PUSB3</b>	0.017/0.037
	Ethernet interface, RJ45 jack	RJ45 port Cat. 6	IP 20 IP 65, IP 67, IP 69K with protection cover (1)	<b>XB5PRJ45</b>	0.027/0.060

### Fuse carrier

Description	For use with	Reference	Weight kg/lb
Fuse carrier	5 x 20 mm/0.197 x 0.787 in. fuse 6.3 A - 250 V	<b>XB5DT1S</b>	0.022/0.049

(1) For ordering protection covers, see page 101

## Control and signaling units

Harmony XB5, plastic

Specific functions

Joystick controllers



ZD5PA12

### Joystick controllers (with 54 mm/2.126 in. long operating shaft) (1) Screw clamp terminal connections (Schneider Electric anti-loosening system)

Description	Operation	Spring return to zero position	Reference	Weight kg/lb
Sub-assemblies for joystick controllers				
2-direction	1 notch 1 NO contact per direction	Without	<b>XD5PA12</b>	0.060/0.132
		With	<b>XD5PA22</b>	0.060/0.132
4-direction	1 notch 1 NO contact per direction	Without	<b>XD5PA14</b>	0.077/0.170
		With	<b>XD5PA24</b>	0.077/0.170
Other versions	Joystick controllers and complete body/contact assemblies for joystick controllers with Faston connector terminals (6.35 or 2 x 2.8/0.250 or 2 x 0.110 in.) Please contact our Customer Care Center.			



ZD5PA103

### Joystick controllers (with 54 mm/2.126 in. long operating shaft) (1) Screw clamp terminal connections (Schneider Electric anti-loosening system)

Description	For use with	Spring return to zero position	Reference	Weight kg/lb
Sub-assemblies for joystick controllers				
Complete body/contact assemblies	2-direction	-	ZD5PA103	0.049/0.108
	4-direction	-	ZD5PA203	0.058/0.128
Complete head assemblies with operating shaft	2-direction, stay put	-	ZD5PA12	0.022/0.049
	2-direction, spring return to zero position	-	ZD5PA22	0.022/0.049
	4-direction, stay put	-	ZD5PA14	0.022/0.049
	4-direction, spring return to zero position	-	ZD5PA24	0.022/0.049
Legends 30 x 48 mm/ 1.181 x 1.890 in. for engraving	2-direction	Black on one side Red on reverse	ZBG2201	0.001/0.002
		White on one side Yellow on reverse	ZBG2401	0.001/0.002
Legends 48 x 48 mm/ 1.890 x 1.890 in. for engraving	4-direction	Black on one side Red on reverse	ZBG4201	0.002/0.004
		White on one side Yellow on reverse	ZBG4401	0.002/0.004
Other versions	Joystick controllers and complete body/contact assemblies for joystick controllers with Faston connector terminals (6.35 or 2 x 2.8/0.250 or 2 x 0.110 in.) Please contact our Customer Care Center.			

(1) Must not be used with standard contact blocks ZBE10● (single) or ZBE20● (double).

## Control and signaling units

Harmony XB5, plastic

Body/contact assemblies - Screw clamp terminal connections



ZB5AZ009



ZBE101



ZBE203



ZB5AZ101



ZBE201



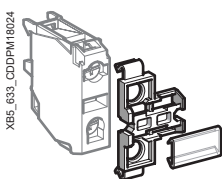
ZB5AZ107



ZBE501



ZB2BE101



ZBZ001

### Body/fixing collar

For use with	Sold in lots of	Unit reference	Weight kg/lb
Electrical block (contact or light)	10	ZB5AZ009	0.006/0.013

### Contact functions (1)

Screw clamp terminal connections (Schneider Electric anti-loosening system)

Application	Type of contact	Description			Sold in lots of	Unit reference	Weight kg/lb
			NO	NC			

### Contacts for standard applications

Contact blocks	Single	Contact blocks	1	—	5	ZBE101	0.011/0.024
			—	1	5	ZBE102	0.011/0.024
	Double		2	—	5	ZBE203	0.020/0.044
			—	2	5	ZBE204	0.020/0.044
	Single with body/fixing collar		1	1	5	ZBE205	0.020/0.044
			1	—	1	ZB5AZ101	0.021/0.046
			—	1	1	ZB5AZ102	0.021/0.046
			2	—	1	ZB5AZ103	0.030/0.066
			—	2	1	ZB5AZ104	0.030/0.066
			1	1	1	ZB5AZ105	0.030/0.066
			1	2	1	ZB5AZ141	0.040/0.088

### Contacts for specific applications

Low power switching	Single	Standard	1	—	5	ZBE1016	0.012/0.026
			—	1	5	ZBE1026	0.012/0.026
		Dusty environment (2) (IP 5X, 50 µm dust)	1	—	5	ZBE1016P	0.012/0.026
			—	1	5	ZBE1026P	0.012/0.026
Staggered contacts	Single	Early make NO	1	—	5	ZBE201	0.011/0.024
		Late break NC	—	1	5	ZBE202	0.011/0.024
	Single with body/fixing collar	Overlapping NO+NC	1	1	5	ZB5AZ106	0.062/0.137
		Staggered NO+NO	2	—	5	ZB5AZ107	0.062/0.137
High power switching	Single	Standard (3)	1	—	1	ZBE501	0.020/0.044
			—	1	1	ZBE502	0.020/0.044
			2	—	1	ZBE503	0.032/0.071
			—	2	1	ZBE504	0.032/0.071
			1	1	1	ZBE505	0.032/0.071
			1	—	1	ZB2BE101	0.020/0.044
Additional contact blocks for high power switching	Single	Standard (4)	—	1	1	ZB2BE102	0.020/0.044

### Clip-on legend holder, sheet of blank legends and labelling software

Description	Sold in lots of	Unit reference	Weight kg/lb
Clip-on legend-holder for electrical blocks with screw clamp terminal connections(5). For identification of an XB4B control or signaling unit	10	ZBZ001	0.001/0.002
Sheet of 50 blank legends for legend holder ZBZ001	10	ZBY001	0.023/0.051

(1) The contact blocks enable variable composition of body/contact assemblies. Maximum number of rows possible: 3. Either 3 rows of 3 single contacts or 1 row of 3 double contacts + 1 row of 3 single contacts (double contacts occupy the first 2 rows). Maximum number of contacts is specified on 20 of this catalog.

(2) It is not possible to fit an additional contact block on the back of these contact blocks.

(3) It is not possible to fit an additional contact block on the back of these contact blocks or to use these contacts with light blocks.


(4) To be fitted on the back of ZBE50 contacts.

(5) This legend holder is not compatible with high power switching contacts.

## Control and signaling units

Harmony XB5, plastic

Light blocks - "Test light" - Protection



ZBVB1

Light blocks					
Description	Supply voltage V	Color of light source	Sold in lots of	Unit reference	Weight kg/lb
Light blocks with screw clamp terminal connections (Schneider Electric anti-loosening system)					
Integral LED (to combine with heads for integral LED)	12 ~ (50 or 60 Hz)	White	5	ZBVJ1	0.017/0.037
		Green	5	ZBVJ3	0.017/0.037
		Red	5	ZBVJ4	0.017/0.037
		Orange	5	ZBVJ5	0.017/0.037
		Blue	5	ZBVJ6	0.017/0.037
	24 ~ (50 or 60 Hz)	White	5	ZBVB1	0.017/0.037
		Green	5	ZBVB3	0.017/0.037
		Red	5	ZBVB4	0.017/0.037
		Orange	5	ZBVB5	0.017/0.037
		Yellow	5	ZBVB8	0.017/0.037
		Blue	5	ZBVB6	0.017/0.037
	24...120 ~ (50 or 60 Hz)	White	5	ZBVBG1	0.017/0.037
		Green	5	ZBVBG3	0.017/0.037
		Red	5	ZBVBG4	0.017/0.037
		Orange	5	ZBVBG5	0.017/0.037
		Blue	5	ZBVBG6	0.017/0.037
	110...120 ~ (50 or 60 Hz)	White	5	ZBVG1	0.017/0.037
		Green	5	ZBVG3	0.017/0.037
		Red	5	ZBVG4	0.017/0.037
		Orange	5	ZBVG5	0.017/0.037
		Yellow	5	ZBVG8	0.017/0.037
	230...240 ~ (50 or 60 Hz)	White	5	ZBVM1	0.017/0.037
		Green	5	ZBVM3	0.017/0.037
		Red	5	ZBVM4	0.017/0.037
		Orange	5	ZBVM5	0.017/0.037
		Yellow	5	ZBVM8	0.017/0.037
		Blue	5	ZBVM6	0.017/0.037

## Flashing light blocks with screw clamp terminal connections

(Schneider Electric anti-loosening system)

Integral LED (to combine with heads for integral LED)	24 ~ (50 or 60 Hz)	White	5	ZBV18B1	0.017/0.037
		Green	5	ZBV18B3	0.017/0.037
		Red	5	ZBV18B4	0.017/0.037
		Orange	5	ZBV18B5	0.017/0.037
		Blue	5	ZBV18B6	0.017/0.037
	110...120 ~ (50 or 60 Hz)	White	5	ZBV18G1	0.017/0.037
		Green	5	ZBV18G3	0.017/0.037
		Red	5	ZBV18G4	0.017/0.037
		Orange	5	ZBV18G5	0.017/0.037
		Blue	5	ZBV18G6	0.017/0.037
	230...240 ~ (50 or 60 Hz)	White	5	ZBV18M1	0.017/0.037
		Green	5	ZBV18M3	0.017/0.037
		Red	5	ZBV18M4	0.017/0.037
		Orange	5	ZBV18M5	0.017/0.037
		Blue	5	ZBV18M6	0.017/0.037

For use with	Supply voltage V	Description	Reference	Weight kg/lb
Transformer blocks for 24 V light blocks (1)				
Light blocks with integral LED	400 V ~ - 50 Hz	Transformer 400 V - 24 V ~	ZBV5B (2)	0.090/0.198
Blocks for "test light" function				
Light blocks	12 and 24 ~ 24...120 ~	Single module, 1 connecting wire	ZBZG156 (3)	0.010/0.022
Light blocks with integral LED	48...230 ~	Double module, with connecting wires	ZBZM156 (4)	0.010/0.022

## LED suppressors

For use with	Supply voltage V	Level of protection	Reference	Weight kg/lb
Light blocks with integral LED fitted with screw clamp terminal connections	120 ~	25...120 VA	ZBZVG	0.010/0.022
	230 ~	30...230 VA	ZBZVM	0.010/0.022

(1) To be used with 2 dummy contact blocks ZBE000.

(2) To order 440...460 V ~ - 60 Hz transformer blocks, replace "5" in the reference with "8": ZBV5B becomes ZBV8B.  
To order 550...600 V ~ - 60 Hz transformer blocks, replace "5" with "9": ZBV5B becomes ZBV9B.

(3) Block for use with ~ light blocks with integral LED types ZBVJ●, ZBVB●, ZVBG● or with direct supply light block for BA 9s bulb, ZBV6.

(4) Block for use ~ light blocks integral LED types ZBVG●, ZBVM●, see connection on the Schneider Electric website, Harmony XB5 page.




ZBV5B



ZBZG156



ZBZM156



ZBZVG

## Control and signaling units

Harmony XB5, plastic

Body/contact assemblies - Spring clamp terminal connections

814588



ZB5AZ009

PF10777



ZBE1015

PF10781



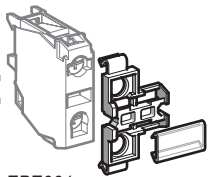
ZB5AZ1015

PF080711



ZBVB35

XB5\_039\_CDDPM18024



ZBZ001

### Body/fixing collar

For use with

Electrical block (contact or light)

Sold in  
lots of

10

Unit reference

ZB5AZ009



Weight kg/  
lb

0.006/0.013

### Contact functions

Spring clamp terminal connections (1)

Contacts for standard applications

Description	Type of contact			Sold in lots of	Unit reference	Weight kg/lb
Contact blocks	Single	1	–	4	ZBE1015	0.011/0.024
		–	1	4	ZBE1025	0.011/0.024
	Single with body/fixing collar	1	–	1	ZB5AZ1015	0.021/0.046
		–	1	1	ZB5AZ1025	0.021/0.046
		2	–	1	ZB5AZ1035	0.030/0.066
		–	2	1	ZB5AZ1045	0.030/0.066
		1	1	1	ZB5AZ1055	0.030/0.066

### Light blocks

Spring clamp terminal connections (1)

Description	Supply voltage V	Color of light source	Sold in lots of	Unit reference	Weight kg/lb
Integral LED (to combine with heads for integral LED)	12 ~ (50 or 60 Hz)	White	4	ZBVJ15	0.016/0.035
		Green	4	ZBVJ35	0.016/0.035
		Red	4	ZBVJ45	0.016/0.035
		Orange	4	ZBVJ55	0.016/0.035
		Blue	4	ZBVJ65	0.016/0.035
	24 ~ (50 or 60 Hz)	White	4	ZBVB15	0.016/0.035
		Green	4	ZBVB35	0.016/0.035
		Red	4	ZBVB45	0.016/0.035
		Orange	4	ZBVB55	0.016/0.035
		Blue	4	ZBVB65	0.016/0.035
	110...120 ~ (50 or 60 Hz)	White	4	ZBVG15	0.016/0.035
		Green	4	ZBVG35	0.016/0.035
		Red	4	ZBVG45	0.016/0.035
		Orange	4	ZBVG55	0.016/0.035
		Blue	4	ZBVG65	0.016/0.035
	230...240 ~ (50 or 60 Hz)	White	4	ZBVM15	0.016/0.035
		Green	4	ZBVM35	0.016/0.035
		Red	4	ZBVM45	0.016/0.035
		Orange	4	ZBVM55	0.016/0.035
		Blue	4	ZBVM65	0.016/0.035

### Sheet of 50 blank legends

For use with

Legend holder ZBZ001

Sold in lots of

10

Unit reference

ZBY001

Weight kg/  
lb

0.023/0.051

(1) It is not possible to fit an additional block on the back of these contact or light blocks.

## Control and signaling units

Harmony XB5, plastic

Body/contact assemblies for printed circuit board



ZB5AZ009



ZB5AZ079 + ZB5AZ009



ZBZ011



ZBE701



ZBE702



ZBVB37

**Body/fixing collar and accessories specifically for printed circuit board mounting <sup>(1)</sup>**  
**Accessories required when using adaptor (socket) ZBZ010**

Description	For use with	Sold in lots of	Unit reference	Weight kg/lb
Body/fixing collar	Electrical block (contact or light)	10	ZB5AZ009	0.006/0.013
Fixing collar/pillar	Printed circuit board support (fixing screw ZBZ006 to be ordered separately)	10	ZB5AZ079	0.003/0.007
Fixing screw for printed circuit board	Fixing collar/pillar ZB5AZ079	10	ZBZ006	0.011/0.024

**Adapter (socket) <sup>(1)</sup>**

For use with	Thickness of printed circuit board mm/in.	Sold in lots of	Unit reference	Weight kg/lb
Electrical block (contact or light)	1.6 ± 0.2/0.063 ± 0.008	10	ZBZ010	0.008/0.018
	2.2 ± 0.2/0.087 ± 0.008	10	ZBZ011	0.008/0.018
	3.2 ± 0.2/0.126 ± 0.008	10	ZBZ012	0.008/0.018

**Contact functions <sup>(1)</sup>**
**Contacts for standard applications**

Description	Type of contact	NO	NC	Sold in lots of	Unit reference	Weight kg/lb
Contact blocks	Single	1	–	5	ZBE701	0.011/0.024
		–	1	5	ZBE702	0.011/0.024

**Contacts for specific applications**

Application	Type of contact	NO	NC	Sold in lots of	Unit reference	Weight kg/lb
Low power switching	Single	1	–	5	ZBE7016	0.012/0.026
		–	1	5	ZBE7026	0.012/0.026

**Light blocks <sup>(1)</sup>**

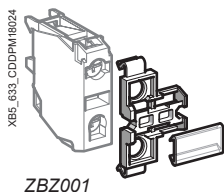


Description	Supply voltage V	Color of LED	Sold in lots of	Unit reference	Weight kg/lb
Integral LED (to combine with heads for integral LED)	24 V (50 or 60 Hz)	White	5	ZBVB17	0.004/0.009
		Green	5	ZBVB37	0.004/0.009
		Red	5	ZBVB47	0.004/0.009
		Orange	5	ZBVB57	0.004/0.009
		Blue	5	ZBVB67	0.004/0.009

**Protected<sup>®</sup>**  
**LED**
<sup>(1)</sup> For details on support drilling and printed circuit board, refer to the Schneider Electric website, Harmony XB5 page.

## Control and signaling units

### Harmony XB5, plastic

### Body/contact assemblies - Faston connectors



#### Contact functions <sup>(1)</sup>

#### Faston connectors (6.35 or 2 x 2.8 mm/0.250 or 2 x 0.110 in.)

##### Contacts for standard applications

Description	Type of contact			Sold in lots of	Unit reference	Weight kg/lb
Contact blocks	Single	1	–	5	ZBE1013	0.011/0.024
		–	1	5	ZBE1023	0.011/0.024
		2	–	5	ZBE2033	0.020/0.044
	Double	–	2	5	ZBE2043	0.020/0.044
		1	1	5	ZBE2053	0.020/0.044
		1	–	1	ZB5AZ1013 <sup>(2)</sup>	0.021/0.046
	Single with body/fixing collar	–	1	1	ZB5AZ1023 <sup>(2)</sup>	0.021/0.046
		2	–	1	ZB5AZ1033	0.030/0.066
		–	2	1	ZB5AZ1043	0.030/0.066
		1	1	1	ZB5AZ1053	0.030/0.066
		1	–	1	ZB5AZ1063 <sup>(2)</sup>	0.030/0.066

##### Contacts for specific applications

Application	Type of contact	Description			Sold in lots of	Unit reference	Weight kg/lb
Low power switching	Single	Standard	1	–	5	ZBE10163 <sup>(2)</sup>	0.012/0.026
			–	1	5	ZBE10263 <sup>(2)</sup>	0.012/0.026
		Dusty environments <sup>(3)</sup> (IP 5X, 50 µm dust)	1	–	5	ZBE1016P3 <sup>(2)</sup>	0.012/0.026
			–	1	5	ZBE1026P3 <sup>(2)</sup>	0.012/0.026
Staggered contacts	Single	Early make	1	–	5	ZBE2013 <sup>(2)</sup>	0.011/0.024
		NO	–	1	5	ZBE2023 <sup>(2)</sup>	0.011/0.024
		Late break	–	1	5	ZBE2033 <sup>(2)</sup>	0.011/0.024
		NC	–	1	5	ZBE2043 <sup>(2)</sup>	0.011/0.024
High power switching	Single	Standard <sup>(4)</sup>	1	–	1	ZBE5013	0.021/0.046
			–	1	1	ZBE5023	0.021/0.046
			2	–	1	ZBE5033	0.033/0.073
			–	2	1	ZBE5043	0.033/0.073
			1	1	1	ZBE5053	0.033/0.073

#### Clip-on legend holder for electrical blocks with screw clamp terminal connections <sup>(5)</sup>

For use with	Sold in lots of	Unit reference	Weight kg/lb
Identification of an XB5A control or signaling unit	10	ZBZ001	0.001/0.002

#### Sheet of 50 blank legends

Legend holder ZBZ001	10	ZBY001	0.023/0.051
----------------------	----	--------	-------------

- (1) The contact blocks enable variable composition of body/contact assemblies. Maximum number of rows possible: 3. Either 3 rows of 3 single contacts or 1 row of 3 double contacts + 1 row of 3 single contacts (double contacts occupy the first 2 rows).
- (2) To order products with screw clamp terminal connections for lugs, replace the 3 at the end of the reference with a 9. Example: ZBE1013 becomes ZBE1019.
- (3) It is not possible to fit an additional contact block on the back of these contact blocks.
- (4) It is not possible to use these contacts with light blocks.
- (5) This legend holder is not compatible with high power switching contacts.



## Control and signaling units

Harmony XB5, plastic

Body/contact assemblies - Plug-in connector



ZB5AZ009



ZBE1014




ZBE1024



ZB5AZ1024



ZBVB14



APE1C2250

### Body/fixing collar

For use with	Sold in lots of	Unit reference	Weight kg/lb
Electrical block (contact or light)	10	ZB5AZ009	0.006/0.013

### Contact functions

#### Plug-in connector (1)

#### Contacts for standard applications

Description	Type of contact	NO	NC	Sold in lots of	Unit reference	Weight kg/lb
Contact blocks	Single	1	—	5	ZBE1014	0.011/0.024
		—	1	5	ZBE1024	0.011/0.024
	Single with body/fixing collar	1	—	1	ZB5AZ1014	0.018/0.040
		—	1	1	ZB5AZ1024	0.018/0.040
		2	—	1	ZB5AZ1034	0.026/0.057
		—	2	1	ZB5AZ1044	0.026/0.057
		1	1	1	ZB5AZ1054	0.026/0.057
		1	2	1	ZB5AZ1414	0.036/0.079

### Light blocks

#### Plug-in connector

Description	Supply voltage V	Color of light source	Sold in lots of	Unit reference	Weight kg/lb
Integral LED (to combine with heads for integral LED)	24 V (50 or 60 Hz)	White	5	ZBVB14	0.016/0.035
		Green	5	ZBVB34	0.016/0.035
		Red	5	ZBVB44	0.016/0.035
		Orange	5	ZBVB54	0.016/0.035
		Blue	5	ZBVB64	0.016/0.035
	110...120 V (50 or 60 Hz)	White	5	ZBVG14	0.016/0.035
		Green	5	ZBVG34	0.016/0.035
		Red	5	ZBVG44	0.016/0.035
		Orange	5	ZBVG54	0.016/0.035
		Blue	5	ZBVG64	0.016/0.035
	230...240 V (50 or 60 Hz)	White	5	ZBVM14	0.016/0.035
		Green	5	ZBVM34	0.016/0.035
		Red	5	ZBVM44	0.016/0.035
		Orange	5	ZBVM54	0.016/0.035
		Blue	5	ZBVM64	0.016/0.035

### Connecting cables and connector

Description	Number of connectors	Wire c.s.a. mm <sup>2</sup> /AWG	Length mm/in.	Sold in lots of	Unit reference	Weight kg/lb
Cables with connectors 2-pin, 5.08 mm / 0.200 in. pitch	1	0.75/19	500/19.685	8	APE1C2150	0.120/0.265
	2	0.75/19	500/19.685	8	APE1C2250	0.180/0.397
Spring terminal connector 2-pin, 5.08 mm / 0.200 in. pitch	—	0.2 to 2.5 / 25 to 14	—	10	APE1PRE21	0.003/0.007

(1) It is not possible to fit an additional contact block on the back of these contact blocks.

To combine with:  
Heads, see pages 19 to 33  
Contacts, see page 74






## Control and signaling units

Harmony XB5, plastic

Body/contact assemblies and light blocks with integral LED

### Complete body/contact assemblies and light blocks <sup>(1)</sup>

Screw clamp terminal connections (Schneider Electric anti-loosening system)

Light source	Supply voltage V	Type of contact		Color of light source	Reference	Weight kg/lb
						
		NO	NC			
<b>Direct supply</b>						
 ZB5AW0B11	Integral LED  24 ~ (50 or 60 Hz)	1	—	White	ZB5AW0B11	0.032/0.071
				Green	ZB5AW0B31	0.032/0.071
				Red	ZB5AW0B41	0.032/0.071
				Orange	ZB5AW0B51	0.032/0.071
				Blue	ZB5AW0B61	0.032/0.071
		—	1	White	ZB5AW0B12	0.032/0.071
				Green	ZB5AW0B32	0.032/0.071
				Red	ZB5AW0B42	0.032/0.071
				Orange	ZB5AW0B52	0.032/0.071
				Blue	ZB5AW0B62	0.032/0.071
 ZB5AW0G13	110...120 ~ (50 or 60 Hz)	2	—	White	ZB5AW0B13	0.042/0.093
				Green	ZB5AW0B33	0.042/0.093
				Red	ZB5AW0B43	0.042/0.093
				Orange	ZB5AW0B53	0.042/0.093
				Blue	ZB5AW0B63	0.042/0.093
		1	1	White	ZB5AW0B15	0.042/0.093
				Green	ZB5AW0B35	0.042/0.093
				Red	ZB5AW0B45	0.042/0.093
				Orange	ZB5AW0B55	0.042/0.093
				Blue	ZB5AW0B65	0.042/0.093
		1	—	White	ZB5AW0G11	0.032/0.071
				Green	ZB5AW0G31	0.032/0.071
				Red	ZB5AW0G41	0.032/0.071
				Orange	ZB5AW0G51	0.032/0.071
				Blue	ZB5AW0G61	0.032/0.071
		—	1	White	ZB5AW0G12	0.032/0.071
				Green	ZB5AW0G32	0.032/0.071
				Red	ZB5AW0G42	0.032/0.071
				Orange	ZB5AW0G52	0.032/0.071
				Blue	ZB5AW0G62	0.032/0.071
		2	—	White	ZB5AW0G13	0.042/0.093
				Green	ZB5AW0G33	0.042/0.093
				Red	ZB5AW0G43	0.042/0.093
				Orange	ZB5AW0G53	0.042/0.093
				Blue	ZB5AW0G63	0.042/0.093
		1	1	White	ZB5AW0G15	0.042/0.093
				Green	ZB5AW0G35	0.042/0.093
				Red	ZB5AW0G45	0.042/0.093
				Orange	ZB5AW0G55	0.042/0.093
				Blue	ZB5AW0G65	0.042/0.093

#### Other versions

Complete bodies with Faston connector terminals  
(6.35 or 2 x 2.8/0.250 or 2 x 0.110 in.). Please contact our Customer Care Center.

(1) Can be fitted with additional contact blocks, see page 74.

To combine with:  
Heads, see pages 19 to 33  
Contacts, see page 74

## Control and signaling units



Harmony XB5, plastic

Body/contact assemblies + light blocks with integral LED



### Complete body/contact assemblies and light blocks <sup>(1)</sup> (continued)

Screw clamp terminal connections (Schneider Electric anti-loosening system)

Light source	Supply voltage V	Type of contact		Color of light source	Reference	Weight kg/lb
		 NO	 NC			
Direct supply (continued)						
<div>Protected<sup>®</sup> LED</div>	Integral LED 230...240 ~ (50 or 60 Hz)	1	—	White	<b>ZB5AW0M11</b>	0.032/0.071
				Green	<b>ZB5AW0M31</b>	0.032/0.071
				Red	<b>ZB5AW0M41</b>	0.032/0.071
				Orange	<b>ZB5AW0M51</b>	0.032/0.071
				Blue	<b>ZB5AW0M61</b>	0.032/0.071
	—	1	—	White	<b>ZB5AW0M12</b>	0.032/0.071
				Green	<b>ZB5AW0M32</b>	0.032/0.071
				Red	<b>ZB5AW0M42</b>	0.032/0.071
				Orange	<b>ZB5AW0M52</b>	0.032/0.071
				Blue	<b>ZB5AW0M62</b>	0.032/0.071
	2	—	—	White	<b>ZB5AW0M13</b>	0.042/0.093
				Green	<b>ZB5AW0M33</b>	0.042/0.093
				Red	<b>ZB5AW0M43</b>	0.042/0.093
				Orange	<b>ZB5AW0M53</b>	0.042/0.093
				Blue	<b>ZB5AW0M63</b>	0.042/0.093
	1	1	1	White	<b>ZB5AW0M15</b>	0.042/0.093
				Green	<b>ZB5AW0M35</b>	0.042/0.093
				Red	<b>ZB5AW0M45</b>	0.042/0.093
				Orange	<b>ZB5AW0M55</b>	0.042/0.093
				Blue	<b>ZB5AW0M65</b>	0.042/0.093

#### Other versions

Complete bodies with Faston connector terminals  
(6.35 or 2 x 2.8/0.250 or 2 x 0.110 in.).  
Please contact our Customer Care Center.

(1) Can be fitted with additional contact blocks, see page 74.

To combine with:  
Heads, see page 64  
Contacts, see page 74

## Control and signaling units

### Harmony XB5, plastic

#### Body/light assemblies for pilot lights with integral LED



ZB5AVJ1

Complete light bodies (fixing collar and light block with integral LED)				
Screw clamp terminal connections (Schneider Electric anti-loosening system)				
Light source	Supply voltage V	Color of light source	Reference	Weight kg/lb
Integral LED <b>Protected<sup>®</sup> LED</b>	12 ~ (50 or 60 Hz)	White	<b>ZB5AVJ1</b>	0.022/0.049
		Green	<b>ZB5AVJ3</b>	0.022/0.049
		Red	<b>ZB5AVJ4</b>	0.022/0.049
		Orange	<b>ZB5AVJ5</b>	0.022/0.049
		Blue	<b>ZB5AVJ6</b>	0.022/0.049
	24 ~ (1) (50 or 60 Hz)	White	<b>ZB5AVB1</b>	0.022/0.049
		Green	<b>ZB5AVB3</b>	0.022/0.049
		Red	<b>ZB5AVB4</b>	0.022/0.049
		Orange	<b>ZB5AVB5</b>	0.022/0.049
		Blue	<b>ZB5AVB6</b>	0.022/0.049
	24...120 ~ (50 or 60 Hz)	White	<b>ZB5AVBG1</b>	0.022/0.049
		Green	<b>ZB5AVBG3</b>	0.022/0.049
		Red	<b>ZB5AVBG4</b>	0.022/0.049
		Orange	<b>ZB5AVBG5</b>	0.022/0.049
		Blue	<b>ZB5AVBG6</b>	0.022/0.049
	110...120 ~ (1) (50 or 60 Hz)	White	<b>ZB5AVG1</b>	0.022/0.049
		Green	<b>ZB5AVG3</b>	0.022/0.049
		Red	<b>ZB5AVG4</b>	0.022/0.049
		Orange	<b>ZB5AVG5</b>	0.022/0.049
		Blue	<b>ZB5AVG6</b>	0.022/0.049
	230...240 ~ (1) (50 or 60 Hz)	White	<b>ZB5AVM1</b>	0.022/0.049
		Green	<b>ZB5AVM3</b>	0.022/0.049
		Red	<b>ZB5AVM4</b>	0.022/0.049
		Orange	<b>ZB5AVM5</b>	0.022/0.049
		Blue	<b>ZB5AVM6</b>	0.022/0.049

(1) Complete bodies with Faston connector terminals (6.35 or 2 x 2.8/0.250 or 2 x 0.110 in.), see page 78.

To combine with:  
Heads, see page 64  
Contacts, see page 74

## Control and signaling units

Harmony XB5, plastic

Body/light assemblies for pilot lights with integral LED



ZB5AVB1156

### Complete light bodies with 3-terminal "test" function

(fixing collar and light block with integral LED + pre-wired block for "test light" function)

Screw clamp terminal connections (Schneider Electric anti-loosening system)

Light source	Supply voltage V	Color of light source	Reference	Weight kg/lb
Integral LED	24 ~ (1) (50 or 60 Hz)	White	<b>ZB5AVB1156</b>	0.022/0.049
		Green	<b>ZB5AVB3156</b>	0.022/0.049
		Red	<b>ZB5AVB4156</b>	0.022/0.049
		Orange	<b>ZB5AVB5156</b>	0.022/0.049
		Blue	<b>ZB5AVB6156</b>	0.022/0.049

Protected  
LED

### Complete bodies with flashing pilot light

(fixing collar and light block with integral LED)

Screw clamp terminal connections (Schneider Electric anti-loosening system)

Light source	Supply voltage V	Color of light source	Reference	Weight kg/lb
Integral LED	24 ~ (50 or 60 Hz)	White	<b>ZB5AV18B1</b>	0.022/0.049
		Green	<b>ZB5AV18B3</b>	0.022/0.049
		Red	<b>ZB5AV18B4</b>	0.022/0.049
		Orange	<b>ZB5AV18B5</b>	0.022/0.049
		Blue	<b>ZB5AV18B6</b>	0.022/0.049
	110...120 ~ (50 or 60 Hz)	White	<b>ZB5AV18G1</b>	0.022/0.049
		Green	<b>ZB5AV18G3</b>	0.022/0.049
		Red	<b>ZB5AV18G4</b>	0.022/0.049
		Orange	<b>ZB5AV18G5</b>	0.022/0.049
		Blue	<b>ZB5AV18G6</b>	0.022/0.049
	230...240 ~ (50 or 60 Hz)	White	<b>ZB5AV18M1</b>	0.022/0.049
		Green	<b>ZB5AV18M3</b>	0.022/0.049
		Red	<b>ZB5AV18M4</b>	0.022/0.049
		Orange	<b>ZB5AV18M5</b>	0.022/0.049
		Blue	<b>ZB5AV18M6</b>	0.022/0.049

Protected  
LED

(1) For a 120 or 230 V ~ supply, use complete body ZB5AVG● or ZB5AVM● with block for "test light" function type ZBZM156, see pages 75 and 82.

To combine with:  
Heads, see page 29  
Contacts, see page 74


## Control and signaling units

Harmony XB5, plastic

Body/contact assemblies and light blocks with  
BA 9s base fitting



ZB5AW065





ZB5AW035

### Complete body/contact assemblies and light blocks <sup>(1)</sup>

For bulb with BA 9s base fitting (incandescent, neon or LED)

Screw clamp terminal connections (Schneider Electric anti-loosening system)

Light source	Supply voltage V	Type of contact		Color of light source	Reference	Weight kg/lb	
		 NO	 NC				
Direct supply							
BA 9s base fitting bulb, 2.4 W max., not included (2)	≤ 250	1	—	—	ZB5AW061	0.031/0.068	
		—	1	—	ZB5AW062	0.031/0.068	
		2	—	—	ZB5AW063	0.041/0.090	
		1	1	—	ZB5AW065	0.041/0.090	
Supply via integral transformer (1.2 VA, 6 V secondary)							
Incandescent BA 9s base fitting bulb, included	110...120 ~ 50 or 60 Hz	1	—	—	ZB5AW031	0.110/0.243	
		1	1	—	ZB5AW035	0.119/0.262	
	230 ~ 50 Hz 220...240 ~ 60 Hz	1	—	—	ZB5AW041	0.110/0.243	
		1	1	—	ZB5AW045	0.119/0.262	
	400 ~ 50 Hz	1	—	—	ZB5AW051	0.110/0.243	
		1	1	—	ZB5AW055	0.119/0.262	
	BA9s base fitting LED, included	110...120 ~ 50 or 60 Hz	1	1	White	ZB5AW03D15	0.119/0.262
					Green	ZB5AW03D35	0.119/0.262
					Red	ZB5AW03D45	0.119/0.262
					Orange	ZB5AW03D55	0.119/0.262
Blue					ZB5AW03D65	0.119/0.262	
230 ~ 50 Hz 220...240 ~ 60 Hz		1	1	White	ZB5AW04D15	0.119/0.262	
				Green	ZB5AW04D35	0.119/0.262	
				Red	ZB5AW04D45	0.119/0.262	
				Orange	ZB5AW04D55	0.119/0.262	
				Blue	ZB5AW04D65	0.119/0.262	
400 ~ 50 or 60 Hz		1	1	White	ZB5AW05D15	0.120/0.265	
				Green	ZB5AW05D35	0.120/0.265	
				Red	ZB5AW05D45	0.120/0.265	
				Orange	ZB5AW05D55	0.120/0.265	
				Blue	ZB5AW05D65	0.120/0.265	
Other versions		Complete bodies with integral transformer incorporating Faston connector terminals (6.35 or 2 x 2.8/0.250 or 2 x 0.110 in.). Please contact our Customer Care Center.					

(1) Can be fitted with additional contact blocks, see page 74.  
(2) Bulb to be ordered separately, see page 102.

To combine with:  
Heads, see page 65  
Contacts, see page 74

## Control and signaling units

Harmony XB5, plastic

Light bodies for pilot lights with BA 9s base fitting



ZB5AV6



ZB5AV3



ZB5AV156

### Light blocks

Screw clamp terminal connections (Schneider Electric anti-loosening system)

Description	Supply voltage V	Sold in lots of	Unit reference	Weight kg/lb
Direct supply for BA 9s base fitting bulb, 2.4 W max., not included (1)	≤ 250	5	ZBV6	0.016/0.035

### Complete light bodies (fixing collar and light block )

For bulb with BA 9s base fitting (incandescent, neon or LED)

Screw clamp terminal connections (Schneider Electric anti-loosening system)

Light source	Supply voltage V	Color of light source	Reference	Weight kg/lb
<b>Direct supply</b>				
BA 9s base fitting bulb, 2.4 W max, not included (1)	≤ 250	–	ZB5AV6	0.022/0.049

### Supply via integral transformer (1.2 VA, 6 V secondary)

BA 9s base fitting incandescent bulb, included	110...120 ~ - 50 or 60 Hz	–	ZB5AV3	0.099/0.218
	230 ~ - 50 Hz	–	ZB5AV4	0.099/0.218
	220...240 ~ - 60 Hz	–	ZB5AV5	0.099/0.218
	400 ~ - 50 Hz	–	ZB5AV8	0.099/0.218
	440...480 ~ - 60 Hz	–	ZB5AV9	0.099/0.218
BA 9s base fitting LED, included	110...120 ~ - 50 or 60 Hz	White	ZB5AV3D1	0.102/0.225
		Green	ZB5AV3D3	0.102/0.225
		Red	ZB5AV3D4	0.102/0.225
		Orange	ZB5AV3D5	0.102/0.225
		Blue	ZB5AV3D6	0.102/0.225
	230 ~ - 50 Hz 220...240 ~ - 60 Hz	White	ZB5AV4D1	0.102/0.225
		Green	ZB5AV4D3	0.102/0.225
		Red	ZB5AV4D4	0.102/0.225
		Orange	ZB5AV4D5	0.102/0.225
		Blue	ZB5AV4D6	0.102/0.225
	400 ~ - 50 or 60 Hz	White	ZB5AV5D1	0.102/0.225
		Green	ZB5AV5D3	0.102/0.225
		Red	ZB5AV5D4	0.102/0.225
		Orange	ZB5AV5D5	0.102/0.225
		Blue	ZB5AV5D6	0.102/0.225

### Complete light bodies with 3-terminal "test" function (fixing collar + light block)

For bulb with BA 9s base fitting (incandescent, neon or LED)

Screw clamp terminal connections (Schneider Electric anti-loosening system)

Light source	Supply voltage V	Reference	Weight kg/lb
<b>Direct supply</b>			
BA 9s base fitting bulb, 2.4 W max, not included (1)	≤ 250	ZB5AV156	0.021/0.046

### Other versions

Complete bodies with Faston connector terminals  
(6.35 or 2 x 2.8/0.250 or 2 x 0.110 in.), see page 78.

(1) Bulb to be ordered separately, see page 102.



## Control and signaling units

Harmony XB5, plastic

Accessories for heads


Unmarked pushbutton caps



ZBA4



ZBL2



ZBC5



ZBAF9

## Pushbutton caps, unmarked

Description	For use with	Type of push	Color	Sold in lots of	Unit reference	Weight kg/lb
For plastic pushbuttons						
Caps for plastic pushbuttons, unmarked	ZBABA0 and ZB5AA0 circular pushbutton heads supplied without cap	Flush	White	10	ZBA1	0.001/0.002
			Black	10	ZBA2	0.001/0.002
			Green	10	ZBA3	0.001/0.002
			Red	10	ZBA4	0.001/0.002
			Yellow	10	ZBA5	0.001/0.002
			Blue	10	ZBA6	0.001/0.002
			6 colors (1)	1	ZBA9	0.006/0.013
	Projecting	White	10	ZBL1	0.001/0.002	
		Black	10	ZBL2	0.001/0.002	
		Green	10	ZBL3	0.001/0.002	
		Red	10	ZBL4	0.001/0.002	
		Yellow	10	ZBL5	0.001/0.002	
		Blue	10	ZBL6	0.001/0.002	
		6 colors (1)	1	ZBL9	0.006/0.013	
ZB5CA0 square pushbutton heads supplied without cap	Flush	White	10	ZBC1	0.001/0.002	
		Black	10	ZBC2	0.001/0.002	
		Green	10	ZBC3	0.001/0.002	
		Red	10	ZBC4	0.001/0.002	
		Yellow	10	ZBC5	0.001/0.002	
		Blue	10	ZBC6	0.001/0.002	
For flush mounted plastic pushbuttons						
Caps for flush mounted plastic pushbuttons, unmarked	ZB5FA0 circular pushbutton heads supplied without cap	Flush	White	10	ZBAF1	0.001/0.002
			Black	10	ZBAF2	0.001/0.002
			Green	10	ZBAF3	0.001/0.002
			Red	10	ZBAF4	0.001/0.002
			Yellow	10	ZBAF5	0.001/0.002
			Blue	10	ZBAF6	0.001/0.002
			6 colors (1)	1	ZBAF9	0.006/0.013

(1) Set of 6 different colored caps: white, black, green, red, yellow, or blue.

## Control and signaling units

Harmony XB5, plastic

Accessories for heads


Pushbutton caps with markings

107348



ZBA333

## Pushbutton caps, with markings

For use with	Type of push	Marking		Color of cap	Unit reference	Weight kg//lb
		Text	Color			
Plastic pushbuttons						
ZBABA0 and ZB5AA0 circular pushbutton heads supplied without cap (sold in lots of 10)	Flush	I (1)	White	Green	ZBA331	0.001/0.002
			Black	White	ZBA131	0.001/0.002
		II	White	Green	ZBA336	0.001/0.002
			Black	White	ZBA136	0.001/0.002
		III	White	Green	ZBA337	0.001/0.002
			Black	White	ZBA137	0.001/0.002
		IV	White	Green	ZBA338	0.001/0.002
		START (1)	White	Green	ZBA333	0.001/0.002
			Black	White	ZBA133	0.001/0.002
		ON	White	Green	ZBA341	0.001/0.002
			Black	White	ZBA141	0.001/0.002
		MARCHE	White	Green	ZBA342	0.001/0.002
			Black	White	ZBA142	0.001/0.002
		UP (1)	Black	White	ZBA343	0.001/0.002
		DOWN (1)	White	Black	ZBA344	0.001/0.002
		 (1)	White	Black	ZBA245	0.001/0.002
			Black	White	ZBA145	0.001/0.002
		↑ (2)	White	Black	ZBA335	0.001/0.002
			Black	White	ZBA334	0.001/0.002
		O (1)	White	Red	ZBA432	0.001/0.002
				Black	ZBA232	0.001/0.002
		ARRET	White	Red	ZBA433	0.001/0.002
				Black	ZBA233	0.001/0.002
		STOP (1)	White	Red	ZBA434	0.001/0.002
				Black	ZBA234	0.001/0.002
		OFF	White	Red	ZBA435	0.001/0.002
				Black	ZBA235	0.001/0.002
			White	Green	ZBA346	0.001/0.002
		R (1)	White	Blue	ZBA639	0.001/0.002
		+	White	Black	ZBA2934	0.001/0.002
		–	White	Black	ZBA2935	0.001/0.002

(1) Double injection moulded marking.

(2) Can be clipped-in at 90° steps, through 360°

107360



ZBP0

## Transparent boots for pushbuttons (1)

Description	For use with plastic pushbuttons	Sold in lots of	Unit reference	Weight kg/lb
Single boots (2)	Flush with circular head	10	ZBPA	0.002/0.004
	Projecting with circular head and push-push version	10	ZBP0	0.002/0.004
	Flush or projecting with circular head for food industry applications	10	ZBP0A	0.002/0.004

## Colored boots

Description	Color	For use with	Sold in lots of	Unit reference	Weight kg/lb
Colored boots (can be replaced without dismantling the head)	White	ZB5AP1S	10	ZBP011	0.003/0.007
	Black	ZB5AP2S	10	ZBP012	0.003/0.007
	Green	ZB5AP3S	10	ZBP013	0.003/0.007
	Red	ZB5AP4S	10	ZBP014	0.003/0.007
	Yellow	ZB5AP5S	10	ZBP015	0.003/0.007
	Blue	ZB5AP6S	10	ZBP016	0.003/0.007
Clear membrane	Transparent	ZB5AP●83	10	ZBP017	0.003/0.007

(1) For boots for multiple-headed pushbuttons, see page 39.

(2) Permissible panel thickness 1 to 5 mm/0.039 to 0.179 in. cannot be used with legend holders.

## Control and signaling units

Harmony XB5, plastic

Accessories for heads

Lens caps

PG 113818



ZBV0153

Lens caps				
For use with	Color	Sold in lots of	Unit reference	Weight kg/lb
Circular lens caps for light sources with integral LED				
Pilot lights	White	10	ZBV0113	0.002/0.004
	Green	10	ZBV0133	0.002/0.004
	Red	10	ZBV0143	0.002/0.004
	Orange	10	ZBV0153	0.002/0.004
	Blue	10	ZBV0163	0.002/0.004
	5 different colored grooved lenses (1)	10	ZBV0103S	0.010/0.022
Illuminated pushbuttons with flush push	White	10	ZBW9113	0.002/0.004
	Green	10	ZBW9133	0.002/0.004
	Red	10	ZBW9143	0.002/0.004
	Orange	10	ZBW9153	0.002/0.004
	Blue	10	ZBW9163	0.002/0.004
Illuminated pushbuttons with projecting push	White	10	ZBW9313	0.002/0.004
	Green	10	ZBW9333	0.002/0.004
	Red	10	ZBW9343	0.002/0.004
	Orange	10	ZBW9353	0.002/0.004
	Blue	10	ZBW9363	0.002/0.004
Square lens caps for plastic pushbuttons				
Pilot lights	White	10	ZBCV0113	0.002/0.004
	Green	10	ZBCV0133	0.002/0.004
	Red	10	ZBCV0143	0.002/0.004
	Orange	10	ZBCV0153	0.002/0.004
	Blue	10	ZBCV0163	0.002/0.004
Illuminated pushbuttons with flush push	White	10	ZBCW9113	0.002/0.004
	Green	10	ZBCW9133	0.002/0.004
	Red	10	ZBCW9143	0.002/0.004
	Orange	10	ZBCW9153	0.002/0.004
	Blue	10	ZBCW9163	0.002/0.004
Illuminated pushbuttons with projecting push	White	10	ZBCW9313	0.002/0.004
	Green	10	ZBCW9333	0.002/0.004
	Red	10	ZBCW9343	0.002/0.004
	Orange	10	ZBCW9353	0.002/0.004
	Blue	10	ZBCW9363	0.002/0.004

(1) Clear, green, red, orange, or blue.

## Control and signaling units

Harmony XB5, plastic

Accessories for heads

Lens caps

PG113819



ZBV016

Lens caps (continued)				
For use with	Color	Sold in lots of	Unit reference	Weight kg/lb
<b>Circular lens caps for light sources with BA 9s fitting</b>				
<b>Pilot lights</b>	White	10	ZBV011	0.002/0.004
	Green	10	ZBV013	0.002/0.004
	Red	10	ZBV014	0.002/0.004
	Orange	10	ZBV015	0.002/0.004
	Blue	10	ZBV016	0.002/0.004
	Clear	10	ZBV017	0.002/0.004
<b>Illuminated pushbuttons with flush push</b>	White	10	ZBW911	0.002/0.004
	Green	10	ZBW913	0.002/0.004
	Red	10	ZBW914	0.002/0.004
	Orange	10	ZBW915	0.002/0.004
	Blue	10	ZBW916	0.002/0.004
	Clear	10	ZBW917	0.002/0.004
<b>Illuminated pushbuttons with projecting push</b>	White	10	ZBW931	0.002/0.004
	Green	10	ZBW933	0.002/0.004
	Red	10	ZBW934	0.002/0.004
	Orange	10	ZBW935	0.002/0.004
	Blue	10	ZBW936	0.002/0.004
	Clear	10	ZBW937	0.002/0.004

## Control and signaling units

Harmony XB5, plastic

Accessories for flush mounted heads




Pushbutton caps with markings

XB5\_633\_CP/MFS17147



ZBAF331

## Pushbutton caps, with markings for flush mounted heads

For use with	Type of push	Marking		Color of cap	Unit reference	Weight kg//lb
		Text	Color			
Plastic pushbuttons						
ZBABA0 and ZB5AA0 circular pushbutton heads supplied without cap (sold in lots of 10)	Flush	I (1)	White	Green	ZBAF331	0.001/0.002
			Black	White	ZBAF131	0.001/0.002
		II	White	Green	ZBAF336	0.001/0.002
			Black	White	ZBAF136	0.001/0.002
		III	White	Green	ZBAF337	0.001/0.002
			Black	White	ZBAF137	0.001/0.002
		IV	White	Green	ZBAF338	0.001/0.002
			Black	White	ZBAF138	0.001/0.002
		START (1)	White	Green	ZBAF333	0.001/0.002
			Black	White	ZBAF133	0.001/0.002
		ON	White	Green	ZBAF341	0.001/0.002
			Black	White	ZBAF141	0.001/0.002
		MARCHE	White	Green	ZBAF342	0.001/0.002
			Black	White	ZBAF142	0.001/0.002
		UP (1)	Black	White	ZBAF343	0.001/0.002
		DOWN (1)	White	Black	ZBAF344	0.001/0.002
		 (1)	White	Black	ZBAF245	0.001/0.002
			Black	White	ZBAF145	0.001/0.002
		 (2)	White	Black	ZBAF335	0.001/0.002
			Black	White	ZBAF334	0.001/0.002
		O (1)	White	Red	ZBAF432	0.001/0.002
				Black	ZBAF232	0.001/0.002
		ARRET	White	Red	ZBAF433	0.001/0.002
				Black	ZBAF233	0.001/0.002
		STOP (1)	White	Red	ZBAF434	0.001/0.002
				Black	ZBAF234	0.001/0.002
		OFF	White	Red	ZBAF435	0.001/0.002
				Black	ZBAF235	0.001/0.002
			White	Green	ZBAF346	0.001/0.002
		R (1)	White	Blue	ZBAF639	0.001/0.002
		+	White	Black	ZBAF2934	0.001/0.002
		–	White	Black	ZBAF2935	0.001/0.002

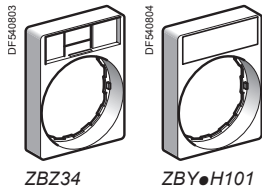
(1) Double injection moulded marking.

(2) Can be clipped-in at 90° steps, through 360°

# Control and signaling units

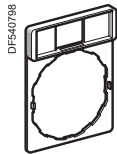
## Harmony XB5, plastic

### 8 x 27 mm legends with 30 x 40 mm legend holders

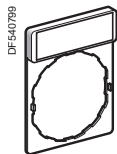


ZBZ34

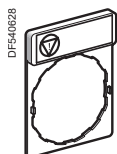
ZBYH101



ZBZ32



ZBY101



ZBY4140



ZBY2107

#### 30 x 40 mm legend holders (flush mounting with bezel) for 8 x 27 mm legends <sup>(1)</sup>

Description	Legend		Sold in lots of	Unit reference	Weight kg/lb
	Background color	Marking			
Without legend	–	–	10	ZBZ34	0.003/0.007
With blank legend	Black or red	–	10	ZBY2H101	0.004/0.009
	White or yellow	–	10	ZBY4H101	0.004/0.009

#### Standard 30 x 40 mm legend holders for 8 x 27 mm legends <sup>(1)</sup>

Description	Legend		Sold in lots of	Unit reference	Weight kg/lb
	Color	Marking			
Without legend	–	–	10	ZBZ32	0.001/0.002
With blank legend (for engraving)	Black or red	–	10	ZBY2101	0.002/0.004
	White or yellow	–	10	ZBY4101	0.002/0.004
With 8 x 27 mm/ 0.315 x 1.063 in. legend (with international marking) (2)	Black or red	O (black background)	10	ZBY2146	0.002/0.004
		O (red background)	10	ZBY2931	0.002/0.004
		I	10	ZBY2147	0.002/0.004
		II	10	ZBY2148	0.002/0.004
		O-I	10	ZBY2178	0.002/0.004
		I-II	10	ZBY2179	0.002/0.004
		I-O-II	10	ZBY2186	0.002/0.004
		AUTO	10	ZBY2115	0.002/0.004
		STOP	10	ZBY2304	0.002/0.004
	Yellow		10	ZBY4140 (3)	0.002/0.004
	Black or red (2)	ARRET (red background)	10	ZBY2104	0.002/0.004
		ARRET (black background)	10	ZBY0104	0.002/0.004
		ARRET GENERAL	10	ZBY2129	0.002/0.004
		ARRET REARMEMENT	10	ZBY2133	0.002/0.004
		ARRET-MARCHE	10	ZBY2166	0.002/0.004
		ARRIERE	10	ZBY2106	0.002/0.004
		AUTO CYCLE-CYCLE	10	ZBY2198	0.002/0.004
		AUTO CYCLE-MAIN	10	ZBY2199	0.002/0.004
		AUTO-MAIN	10	ZBY2164	0.002/0.004
		AUTO-O-MAIN	10	ZBY2185	0.002/0.004
		AVANT	10	ZBY2105	0.002/0.004
		AVANT-O-ARRIERE	10	ZBY2184	0.002/0.004
		C-P-C-NORMAL	10	ZBY2165	0.002/0.004
		CYCLE-MAIN	10	ZBY2197	0.002/0.004
		DECLenchement	10	ZBY2132	0.002/0.004
		DEFAUT (black background)	10	ZBY2134	0.002/0.004
		DEFAUT (red background)	10	ZBY2135	0.002/0.004
		DEPART CYCLE	10	ZBY2195	0.002/0.004
		DESCENTE	10	ZBY2108	0.002/0.004
		DROITE	10	ZBY2109	0.002/0.004
		ENCLenchement	10	ZBY2131	0.002/0.004
		EN SERVICE	10	ZBY2111	0.002/0.004
		FERMETURE	10	ZBY2114	0.002/0.004
		GAUCHE	10	ZBY2110	0.002/0.004
		HORS SERVICE	10	ZBY2112	0.002/0.004
		HORS-EN	10	ZBY2167	0.002/0.004
		LENT	10	ZBY2127	0.002/0.004
		MAIN	10	ZBY2116	0.002/0.004
		MARCHE	10	ZBY2103	0.002/0.004
		MONTEE	10	ZBY2107	0.002/0.004
		OUVERTURE	10	ZBY2113	0.002/0.004
		PHASE/PHASE	10	ZBY2196	0.002/0.004
		REARMEMENT (red background)	10	ZBY2123	0.002/0.004
		REARMEMENT (black background)	10	ZBY0123	0.002/0.004
		SOUS TENSION	10	ZBY2126	0.002/0.004
		VITE	10	ZBY2128	0.002/0.004
	Red	ARRET D'URGENCE	10	ZBY2130 (3)	0.002/0.004

(1) For legends, see pages 94 to 96.

(2) "Start" functions: white letters on black background. "Stop" functions: white letters on red background (unless otherwise specified above).

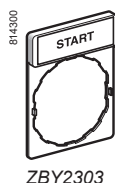
(3) For compliance with standard EN/ISO 13850, paragraph 4.4.6, the Emergency Stop function logo has been added.



## Control and signaling units

Harmony XB5, plastic


8 x 27 mm legends with 30 x 40 mm legend holders



Standard 30 x 40 mm legend holders with 8 x 27 mm legends (continued)					
Description	Legend	Marking	Sold in lots of	Reference	Weight kg/lb
With legend (with English language marking)	Black or red background (1)	AUTO-HAND	10	ZBY2364	0.002/0.004
		AUTO-O-HAND	10	ZBY2385	0.002/0.004
		CLOSE	10	ZBY2314	0.002/0.004
		DOWN	10	ZBY2308	0.002/0.004
		FAST	10	ZBY2328	0.002/0.004
		FORWARD	10	ZBY2305	0.002/0.004
		HAND	10	ZBY2316	0.002/0.004
		HAND-OFF-AUTO	10	ZBY2387	0.002/0.004
		INCH	10	ZBY2321	0.002/0.004
		LEFT	10	ZBY2310	0.002/0.004
		OFF	10	ZBY2312	0.002/0.004
		OFF-ON	10	ZBY2367	0.002/0.004
		ON	10	ZBY2311	0.002/0.004
		OPEN	10	ZBY2313	0.002/0.004
		POWER ON	10	ZBY2326	0.002/0.004
		RESET (red background)	10	ZBY2323	0.002/0.004
		RESET (black background)	10	ZBY2322	0.002/0.004
		REVERSE	10	ZBY2306	0.002/0.004
		RIGHT	10	ZBY2309	0.002/0.004
		RUN	10	ZBY2334	0.002/0.004
		SLOW	10	ZBY2327	0.002/0.004
		START	10	ZBY2303	0.002/0.004
		STOP-START	10	ZBY2366	0.002/0.004
		UP	10	ZBY2307	0.002/0.004
	Red background	EMERGENCY STOP	10	ZBY2330 (2)	0.002/0.004
With legend (with German language marking)	Black or red background (1)	AB	10	ZBY2208	0.002/0.004
		AUF	10	ZBY2207	0.002/0.004
		AUS	10	ZBY2204	0.002/0.004
		AUS-EIN	10	ZBY2266	0.002/0.004
		AUS-IN BETRIEB	10	ZBY2267	0.002/0.004
		AUS-RÜCKSTELLUNG	10	ZBY2233	0.002/0.004
		AUSSCHALTEN	10	ZBY2232	0.002/0.004
		AUTO-HAND	10	ZBY2364	0.002/0.004
		AUTO-O-HAND	10	ZBY2385	0.002/0.004
		AUTOZYKL-HAND	10	ZBY2299	0.002/0.004
		AUTOZYKL- 1 ZYKL	10	ZBY2298	0.002/0.004
		C-P-C-NORMAL	10	ZBY2265	0.002/0.004
		EIN	10	ZBY2203	0.002/0.004
		EINSCHALTEN	10	ZBY2231	0.002/0.004
		HAND	10	ZBY2316	0.002/0.004
		LANGSAM	10	ZBY2227	0.002/0.004
		LINKS	10	ZBY2210	0.002/0.004
		NOT-AUS (red background)	10	ZBY2230	0.002/0.004
		ÖFFNEN	10	ZBY2213	0.002/0.004
		RECHTS	10	ZBY2209	0.002/0.004
		RÜCKSTELLUNG	10	ZBY2223	0.002/0.004
		SCHLIESSEN	10	ZBY2214	0.002/0.004
		SCHNELL	10	ZBY2228	0.002/0.004
		SPANNUNG EIN	10	ZBY2226	0.002/0.004
		STEUERUNG AUS	10	ZBY2212	0.002/0.004
		STEUERUNG EIN	10	ZBY2211	0.002/0.004
		STÖRUNG (black background)	10	ZBY2234	0.002/0.004
		STÖRUNG (red background)	10	ZBY2235	0.002/0.004
		VOR	10	ZBY2205	0.002/0.004
		VOR-O-ZURÜCK	10	ZBY2284	0.002/0.004
		ZURÜCK	10	ZBY2206	0.002/0.004
		ZYKLUS-HAND	10	ZBY2297	0.002/0.004
		ZYKLUSSTART	10	ZBY2295	0.002/0.004
	Red background	NOT-HALT	10	ZBY2229 (2)	0.002/0.004
	Yellow background	NOT-HALT	10	ZBY22420001 (2)	0.002/0.004

(1) "Start" functions: white letters on black background. "Stop" functions: white letters on red background (unless otherwise specified above).

(2) For compliance with standard EN/ISO 13850, paragraph 4.4.6, the Emergency Stop function logo  has been added.

8 x 27 mm marked legends for 30 x 40 mm legend holders ZBZ32 and ZBZ34					
Language	Background color	Marking	Sold in lots of	Reference	Weight kg/lb
Without	Black or red	—	10	ZBY0101	0.001/0.002
	White or yellow	—	10	ZBY0102	0.001/0.002
International	Black or red (1)	O (black background)	10	ZBY02146	0.001/0.002
		O (red background)	10	ZBY02931	0.001/0.002
		I	10	ZBY02147	0.001/0.002
		II	10	ZBY02148	0.001/0.002
		O-I	10	ZBY02178	0.001/0.002
		I-II	10	ZBY02179	0.001/0.002
		I-O-II	10	ZBY02186	0.001/0.002
		AUTO	10	ZBY02115	0.001/0.002
		STOP	10	ZBY02304	0.001/0.002
	Yellow		10	ZBY0140 (2)	0.001/0.002
French	Black or red (1)	ARRET (red background)	10	ZBY02104	0.001/0.002
		ARRET (black background)	10	ZBY00104	0.001/0.002
		ARRET GENERAL	10	ZBY02129	0.001/0.002
		ARRET REARMEMENT	10	ZBY02133	0.001/0.002
		ARRET-MARCHE	10	ZBY02166	0.001/0.002
		ARRIERE	10	ZBY02106	0.001/0.002
		AUTO CYCLE-CYCLE	10	ZBY02198	0.001/0.002
		AUTO CYCLE-MAIN	10	ZBY02199	0.001/0.002
		AUTO-MAIN	10	ZBY02164	0.001/0.002
		AUTO-O-MAIN	10	ZBY02185	0.001/0.002
		AVANT	10	ZBY02105	0.001/0.002
		AVANT-O-ARRIERE	10	ZBY02184	0.001/0.002
		C-P-C-NORMAL	10	ZBY02165	0.001/0.002
		CYCLE-MAIN	10	ZBY02197	0.001/0.002
		DECLenchement	10	ZBY02132	0.001/0.002
		DEFAUT (black background)	10	ZBY02134	0.001/0.002
		DEFAUT (red background)	10	ZBY02135	0.001/0.002
		DEPART CYCLE	10	ZBY02195	0.001/0.002
		DESCENTE	10	ZBY02108	0.001/0.002
		DROITE	10	ZBY02109	0.001/0.002
		ENCLenchement	10	ZBY02131	0.001/0.002
		EN SERVICE	10	ZBY02111	0.001/0.002
		FERMETURE	10	ZBY02114	0.001/0.002
		GAUCHE	10	ZBY02110	0.001/0.002
		HORS SERVICE	10	ZBY02112	0.001/0.002
		HORS-EN	10	ZBY02167	0.001/0.002
		LENT	10	ZBY02127	0.001/0.002
		MAIN	10	ZBY02116	0.001/0.002
		MARCHE	10	ZBY02103	0.001/0.002
		MONTEE	10	ZBY02107	0.001/0.002
		OUVERTURE	10	ZBY02113	0.001/0.002
		PHASE/PHASE	10	ZBY02196	0.001/0.002
		REARMEMENT (red background)	10	ZBY02123	0.001/0.002
		REARMEMENT (black background)	10	ZBY00123	0.001/0.002
		SOUS TENSION	10	ZBY02126	0.001/0.002
		VITE	10	ZBY02128	0.001/0.002
	Red	ARRET D'URGENCE	10	ZBY02130 (2)	0.001/0.002

(1) "Start" functions: white letters on black background. "Stop" functions: white letters on red background (unless otherwise specified above)

(2) For compliance with standard EN/ISO 13850, paragraph 4.4.6, the Emergency Stop function logo  has been added.

DG121137



ZBY02931

DF540029



ZBY0140

DG121117



ZBY02104

DG12/279



ZBY02303

## 8 x 27 mm marked legends (for 30 x 40 mm legend holders ZBZ32 and ZBZ34) (continued)

Language	Background color	Marking	Sold in lots of	Unit Reference	Weight kg/lb
English	Black or red (1)	AUTO-HAND	10	ZBY02364	0.001/0.002
		AUTO-O-HAND	10	ZBY02385	0.001/0.002
		CLOSE	10	ZBY02314	0.001/0.002
		DOWN	10	ZBY02308	0.001/0.002
		FAST	10	ZBY02328	0.001/0.002
		FORWARD	10	ZBY02305	0.001/0.002
		HAND	10	ZBY02316	0.001/0.002
		HAND-OFF-AUTO	10	ZBY02387	0.001/0.002
		INCH	10	ZBY02321	0.001/0.002
		LEFT	10	ZBY02310	0.001/0.002
		OFF	10	ZBY02312	0.001/0.002
		OFF-ON	10	ZBY02367	0.001/0.002
		ON	10	ZBY02311	0.001/0.002
		OPEN	10	ZBY02313	0.001/0.002
		POWER ON	10	ZBY02326	0.001/0.002
		RESET (Red background)	10	ZBY02323	0.001/0.002
		RESET (Black background)	10	ZBY02322	0.001/0.002
		REVERSE	10	ZBY02306	0.001/0.002
		RIGHT	10	ZBY02309	0.001/0.002
		RUN	10	ZBY02334	0.001/0.002
		SLOW	10	ZBY02327	0.001/0.002
		START	10	ZBY02303	0.001/0.002
		STOP-START	10	ZBY02366	0.001/0.002
		UP	10	ZBY02307	0.001/0.002
	Red	EMERGENCY STOP	10	ZBY02330 (2)	0.001/0.002

(1) "Start" functions: white letters on black background. "Stop" functions: white letters on red background (unless otherwise specified above).

(2) For compliance with standard EN/ISO 13850, paragraph 4.4.6, the Emergency Stop function logo  has been added.

## Control and signaling units

Harmony XB5, plastic

Legends 8 x 27 mm


DG121284



ZBY02228

8 x 27 mm marked legends (for 30 x 40 mm legend holders ZBZ32 and ZBZ34) (continued)					
Language	Background color	Marking	Sold in lots of	Unit Reference	Weight kg/lb
German	Black or red (1)	AB	10	ZBY02208	0.001/0.002
		AUF	10	ZBY02207	0.001/0.002
		AUS	10	ZBY02204	0.001/0.002
		AUS-EIN	10	ZBY02266	0.001/0.002
		AUS-IN BETRIEB	10	ZBY02267	0.001/0.002
		AUS-RÜCKSTELLUNG	10	ZBY02233	0.001/0.002
		AUSSCHALTEN	10	ZBY02232	0.001/0.002
		AUTO-HAND	10	ZBY02364	0.001/0.002
		AUTO-O-HAND	10	ZBY02385	0.001/0.002
		AUTOZYKL-HAND	10	ZBY02299	0.001/0.002
		AUTOZYKL- 1 ZYKL	10	ZBY02298	0.001/0.002
		C-P-C-NORMAL	10	ZBY02265	0.001/0.002
		EIN	10	ZBY02203	0.001/0.002
		EINSCHALTEN	10	ZBY02231	0.001/0.002
		HAND	10	ZBY02316	0.001/0.002
		LANGSAM	10	ZBY02227	0.001/0.002
		LINKS	10	ZBY02210	0.001/0.002
		NOT-AUS (red background)	10	ZBY02230	0.001/0.002
		ÖFFNEN	10	ZBY02213	0.001/0.002
		RECHTS	10	ZBY02209	0.001/0.002
		RÜCKSTELLUNG	10	ZBY02223	0.001/0.002
		SCHLIESSEN	10	ZBY02214	0.001/0.002
		SCHNELL	10	ZBY02228	0.001/0.002
		SPANNUNG EIN	10	ZBY02226	0.001/0.002
		STEUERUNG AUS	10	ZBY02212	0.001/0.002
		STEUERUNG EIN	10	ZBY02211	0.001/0.002
		STÖRUNG (black background)	10	ZBY02234	0.001/0.002
		STÖRUNG (red background)	10	ZBY02235	0.001/0.002
		VOR	10	ZBY02205	0.001/0.002
		VOR-O-ZURÜCK	10	ZBY02284	0.001/0.002
		ZURÜCK	10	ZBY02206	0.001/0.002
		ZYKLUS-HAND	10	ZBY02297	0.001/0.002
		ZYKLUSSTART	10	ZBY02295	0.001/0.002
	Red	NOT-HALT	10	ZBY02229 (2)	0.001/0.002
	Yellow	NOT-HALT	10	ZBY022420001 (2)	0.001/0.002

814309



ZBY4100

## Sheets of peel-off legends (with backing board and protective transparent cover)

Description	For use with	Sold in lots of	Unit reference	Weight kg/lb
Sheet of 76 legends Ø 8 x 27 mm/0.315 x 1.063 in.	Ø 30 x 40 mm/1.181 x 1.575 in. legend holder ZBZ32 and ZBZ34	10	ZBY4100	0.043/0.095

(1) "Start" functions: white letters on black background. "Stop" functions: white letters on red background (unless otherwise specified above).

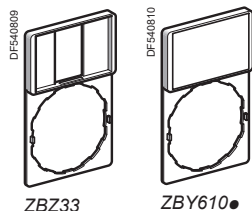
(2) For compliance with standard EN/ISO 13850, paragraph 4.4.6, the Emergency Stop function logo  has been added.

## Control and signaling units

Harmony XB5, plastic

Legend holders for 18 x 27 mm legends

18 x 27 mm legends for engraving or printing

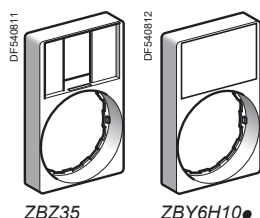


## Standard 30 x 50 mm legend holders for 18 x 27 mm legends

Description	Background color	Sold in lots of	Unit reference	Weight kg/lb
Without legend	—	10	ZBZ33	0.001/0.002
With blank legend	Black or red	10	ZBY6101	0.002/0.004
	White or yellow	10	ZBY6102	0.002/0.004
	Yellow	10	ZBY6140 (1)	0.002/0.004

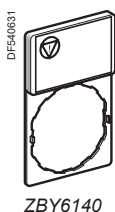
## 30 x 50 mm legend holder (flush mounting with bezel) for 18 x 27 mm legends

Description	Background color	Sold in lots of	Unit reference	Weight kg/lb
Without legend	—	10	ZBZ35	0.003/0.007
With blank legend	Black or red	10	ZBY6H101	0.004/0.009
	White or yellow	10	ZBY6H102	0.004/0.009



## 18 x 27 mm legends for engraving for 30 x 50 mm legend holders

Description	Language	Marking	Sold in lots of	Unit reference	Weight kg/lb
Black or red background	—	Without	10	ZBY5101	0.001/0.002
White or yellow background	—	Without	10	ZBY5102	0.001/0.002
Yellow background	International		10	ZBY6140 (1)	0.001/0.002
	French	ARRET D'URGENCE	10	ZBY55130 (1)	0.001/0.002
	English	EMERGENCY STOP	10	ZBY55330 (1)	0.001/0.002



## Sheets of peel-off legends (with backing board and protective transparent cover)

Description	For use with	Sold in lots of	Unit reference	Weight kg/lb
Sheet of 40 18 x 27 mm/ 0.709 x 1.063 in. legends	30 x 50 mm/ 1.181 x 1.968 in. legend holder ZBZ33 and ZBZ35	10	ZBY5100	0.044/0.097

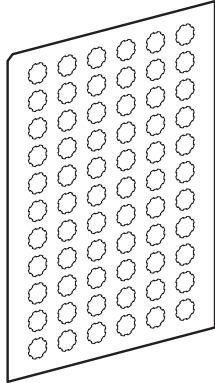
(1) For compliance with standard EN/ISO 13850, paragraph 4.4.6, the Emergency Stop function logo has been added.

## Control and signaling units

Harmony XB5, plastic

Legends for insertion, printing, or pre-printed, circular

DF540813



ZBY1101

## Legends for XB5A pushbuttons, illuminated pushbuttons, and pilot lights

Description	Language	Marking	Sold in lots of	Unit reference	Weight kg/lb
<b>Sheets of 66 circular peel-off, transparent, self-adhesive legends</b>	–	Without	10	ZBY1101	0.017/0.037
<b>Strips of 66 circular peel-off, transparent, self-adhesive legends</b>	International	O	10	ZBY1146	0.017/0.037
		I	10	ZBY1147	0.017/0.037
		II	10	ZBY1148	0.017/0.037
		III	10	ZBY1149	0.017/0.037
		STOP	10	ZBY1304	0.017/0.037
		↑	10	ZBY1912	0.017/0.037
	French	ARRET	10	ZBY1104	0.017/0.037
		ARRIERE	10	ZBY1106	0.017/0.037
		AUTO	10	ZBY1115	0.017/0.037
		AVANT	10	ZBY1105	0.017/0.037
		DESCENTE	10	ZBY1108	0.017/0.037
		MAIN	10	ZBY1116	0.017/0.037
		MARCHE	10	ZBY1103	0.017/0.037
		MONTEE	10	ZBY1107	0.017/0.037
	English	HAND	10	ZBY1316	0.017/0.037
		OFF	10	ZBY1312	0.017/0.037
		ON	10	ZBY1311	0.017/0.037
		START	10	ZBY1303	0.017/0.037
	German	AB	10	ZBY1208	0.017/0.037
		AUF	10	ZBY1207	0.017/0.037
		AUS	10	ZBY1204	0.017/0.037
		EIN	10	ZBY1203	0.017/0.037
		ZU	10	ZBY1214	0.017/0.037

## Circular yellow legends for mushroom head pushbuttons


Used for “Emergency stop” function (2)

Diameter mm/in.	Conforming to standards	Marking on yellow background	Sold in lots of	Reference	Weight kg/lb
60/2.363	EN/IEC 60204-1	–	5	ZBY9121	0.007/0.015
		EMERGENCY STOP	5	ZBY9320	0.007/0.015
		ARRET D'URGENCE	5	ZBY9120	0.007/0.015
		NOT-HALT	5	ZBY9220	0.007/0.015
		PARADA DE EMERGENCIA	5	ZBY9420	0.007/0.015
		ARRESTO DI EMERGENZA	5	ZBY9620	0.007/0.015
90/3.543	EN/IEC 60204-1 and EN/ISO 13850	–	10	ZBY8140	0.008/0.018
		ARRET D'URGENCE	10	ZBY8130	0.008/0.018
		EMERGENCY STOP	10	ZBY8330	0.008/0.018
		NOT-HALT	10	ZBY8230	0.008/0.018
		PARADA DE EMERGENCIA	10	ZBY8430	0.008/0.018
		ARRESTO DE EMERGENZA	10	ZBY8630	0.008/0.018

Used for “Emergency switching off” function

60/2.362	EN/IEC 60204-1	–	10	ZBY9101	0.004/0.009
		COUPURE D'URGENCE	10	ZBY9160	0.004/0.009
		EMERGENCY SWITCHING OFF	10	ZBY9360	0.004/0.009
		NOT-AUS	10	ZBY9260	0.004/0.009
		DESCONEXION DE EMERGENCIA	10	ZBY9460	0.004/0.009
		INTERRUZIONE DI EMERGENZA	10	ZBY9660	0.004/0.009
90/3.543	EN/IEC 60204-1	–	10	ZBY8101	0.008/0.018
		COUPURE D'URGENCE	10	ZBY8160	0.008/0.018
		EMERGENCY SWITCHING OFF	10	ZBY8360	0.008/0.018
		NOT-AUS	10	ZBY8260	0.008/0.018
		DESCONEXION DE EMERGENCIA	10	ZBY8460	0.008/0.018
		INTERRUZIONE DI EMERGENZA	10	ZBY8660	0.008/0.018

(1) For IEC, ISO symbols or free text, please contact our Customer Care Center.

(2) For compliance with standard EN/ISO 13850, paragraph 4.4.6, the Emergency Stop function logo  has been added.

PF131620



ZBY9320

PF140234



ZBY9360

## Control and signaling units

Harmony XB5, plastic

Bellows for harsh environments

Legend holders for flush mounted heads

1073d1



ZBZ48

## Bellows for harsh environments

For use in	Material	Color	Sold in lots of	Reference	Weight kg/lb
Environments subject to humidity, dust, high-pressure cleaning, etc.	Silicone	Red	2	ZBZ48	0.009

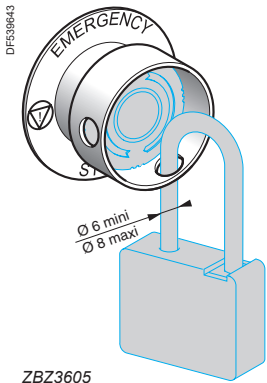
## Standard 30 x 40 mm legend holders for 8 x 27 mm legends - for flush mounted heads

Description	Color	Sold in lots of	Unit reference	Weight kg/lb
Without legend	—	10	ZBZF32	0.001/0.002
With blank legend (for engraving)	Black or red	10	ZBYF2101	0.002/0.004
	White or yellow	10	ZBYF4101	0.002/0.004

## Standard 30 x 50 mm legend holders for 18 x 27 mm legends - for flush mounted heads

Description	Color	Sold in lots of	Unit reference	Weight kg/lb
Without legend	—	10	ZBZF33	0.001/0.002
With blank legend (for engraving)	Black or red	10	ZBYF6101	0.002/0.004
	White or yellow	10	ZBYF6102	0.002/0.004





ZBZ3605



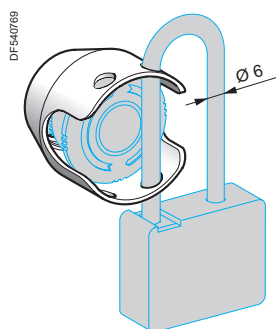
ZBY9330T



ZBY9360T

Accessories for mushroom head pushbuttons				
Description	Exclusive use with the following Ø 40 mm/1.575 in. trigger action pushbuttons	Color	Reference	Weight kg/lb
Padlocking kit (1) (2) for Emergency stop (3) and Emergency switching off function (4), (padlockable)	XB5AS844● XB5AS944● ZB5AS844 ZB5AS944●	Yellow	ZBZ3605	0.045/0.099
Description	Marking	Color	Reference	Weight kg/lb
Ø 60 mm/2.363 in. legend for padlocking device ZBZ3605 for Emergency stop function (3)	-	Yellow	ZBY9140T	0.004/0.009
	ARRET D'URGENCE	Yellow	ZBY9130T	0.004/0.009
	EMERGENCY STOP	Yellow	ZBY9330T	0.004/0.009
	NOT-HALT	Yellow	ZBY9230T	0.004/0.009
Ø 60 mm/2.363 in. legend for padlocking device ZBZ3605 for Emergency switching off function (4)	-	Yellow	ZBY9101T	0.004/0.009
	COUPURE D'URGENCE	Yellow	ZBY9160T	0.004/0.009
	EMERGENCY SWITCHING OFF	Yellow	ZBY9360T	0.004/0.009
	NOT-AUS	Yellow	ZBY9260T	0.004/0.009

(1) Standard circular legends are not compatible with this product. Use special legends ZBY9●●●T.  
(2) No isolation function is possible when this guard is fitted.  
(3) For conformity with standards EN/IEC 60204-1 and EN/ISO 13850.  
(4) For conformity with standard EN/IEC 60204-1.



ZBZ160●



ZBZ1605



ZBY9330M



ZBY9360M

## Accessories for mushroom head pushbuttons (continued)

Description	Exclusive use with the following Ø 40 mm/1.575 in. trigger action pushbuttons	Color	Reference	Weight kg/lb
Metal guards for Emergency stop function, padlockable (1)	XB5AT8● XB5AS8● XB5AS9● ZB5AT8● ZB5AS8● ZB5AS9●	Chromium plated	<b>ZBZ1600</b>	0.046/0.101
		Black	<b>ZBZ1602</b>	0.046/0.101
		Red	<b>ZBZ1604</b>	0.046/0.101
		Yellow	<b>ZBZ1605</b>	0.046/0.101
		Blue	<b>ZBZ1606</b>	0.046/0.101

## Circular yellow legends for metal guard ZBZ16●●

Description	Marking	Color	Sold in lots of	Reference	Weight kg/lb
For Emergency stop function					
Ø 60 mm/2.362 in. legend for metal guard ZBZ16●●	Without	Yellow	—	<b>ZBY9140M</b>	0.004/0.009
	ARRET D'URGENCE	Yellow	—	<b>ZBY9130M</b>	0.004/0.009
	EMERGENCY STOP	Yellow	—	<b>ZBY9330M</b>	0.004/0.009
	NOT-HALT	Yellow	—	<b>ZBY9230M</b>	0.004/0.009
	PARADA DE EMERGENZA	Yellow	—	<b>ZBY9430M</b>	0.004/0.009
	NOODSTOP	Yellow	—	<b>ZBY9530M</b>	0.004/0.009
	ARRESTO DI EMERGENZA	Yellow	—	<b>ZBY9630M</b>	0.004/0.009
	NODSTOPP	Yellow	—	<b>ZBY9730M</b>	0.004/0.009
	NODSTOP	Yellow	—	<b>ZBY9830M</b>	0.004/0.009
For Emergency switching off function					
Ø 60 mm/2.362 in. legend for metal guard ZBZ16●●	Without	Yellow	—	<b>ZBY9101M</b>	0.004/0.009
	COUPURE D'URGENCE	Yellow	—	<b>ZBY9160M</b>	0.004/0.009
	EMERGENCY SWITCHING OFF	Yellow	—	<b>ZBY9360M</b>	0.004/0.009
	NOT-AUS	Yellow	—	<b>ZBY9260M</b>	0.004/0.009
	DESCONEXION DE EMERGENCIA	Yellow	—	<b>ZBY9460M</b>	0.004/0.009
	INTERRUZIONE DI EMERGENZA	Yellow	—	<b>ZBY9660M</b>	0.004/0.009

(1) No isolation function is possible when this guard is fitted.



ZBZ2102



ZB4BZ1905



ZB4BZ2005



ZB4BZ64



ZBZ58

## Other accessories

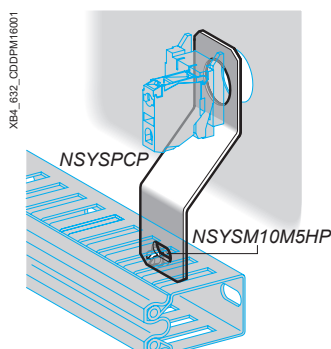
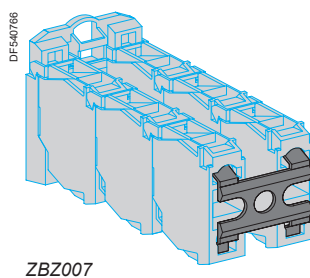
Description	For use with		Color		Reference	Weight kg/lb
Plastic guard		Selector switches and key switches	Black		<b>ZBZ2102</b>	0.005/0.011
		Emergency stop and Emergency switching off function	Yellow	Round guard 63.5 mm/2.5 in.	<b>ZB4BZ1905</b>	0.042/0.093
			Yellow	Round guard 76.2 mm/3.0 in.	<b>ZB4BZ2105</b>	0.058/0.128
			Yellow	Narrow flange guard	<b>ZB4BZ2005</b>	0.032/0.071
Padlockable flaps		Flush type pushbuttons	Black		<b>ZB4BZ62</b>	0.076/0.168
			Red		<b>ZB4BZ64</b>	0.076/0.168
			Yellow		<b>ZB4BZ65</b>	0.076/0.168
			Blue		<b>ZB4BZ66</b>	0.076/0.168
Description	Material	For use with	Color	Sold in lots of	Unit reference	Weight kg/lb
Bellows seals for harsh environments (environments subject to humidity, dust, high- pressure cleaning, etc.) (1)	Silicone	Other functions	Black	2	<b>ZBZ28</b>	0.009/0.020
		Emergency stop/ switching off function	Yellow	2	<b>ZBZ58</b>	0.009/0.020

(1) Only when mounted on control stations. Use legends **ZBY9●●●T**.

## Control and signaling units

Harmony XB5, plastic

Accessories for pushbuttons

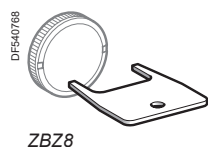
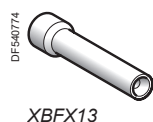


## Other accessories (continued)

Description	For use with	Color	Sold in lots of	Unit reference	Weight kg/lb
Plastic blanking plug (with fixing nut)	Circular Ø 22 mm/0.866 in. control and signaling units	Black	10	ZB5SZ3	0.009/0.020
	Square Ø 22 mm/0.866 in. control and signaling units	Black	10	ZB5SZ5	0.009/0.020
Plastic blanking plug for flush mounted heads (with fixing nut)	Circular Ø 22 mm/0.866 in. control and signaling units	Black	5	ZB5FSZ3	0.009/0.020
Liquid spray protective washer to be fitted under the head	Ø 22 mm/0.866 in. control and signaling units	Chromium plated	50	ZB4BZ007	0.010/0.022
		Black	50	ZB4BZ0077	0.010/0.022
Plastic protection cover IP65/IP67	Ø 22 mm/0.866 in. USB and RJ45 ports	Black	10	ZBSP1	0.002/0.004
Rigid plastic protection cover IP65/IP67	Ø 22 mm/0.866 in. USB and RJ45 ports	Transparent	1	ZBSP2	0.006/0.013
Metal protection cover IP65/IP67/IP69K	Ø 22 mm/0.866 in. USB and RJ45 ports	Silver	1	ZBSP3	0.010/0.022
Ø 30 mm/1.181 in. plastic flush mounting kit	Pushbuttons and pilot lights	Black	1	ZB5AZ021	0.006/0.013
	Selector switches and illuminated pushbuttons	Black	1	ZB5AZ022	0.007/0.015
Ø 30 mm/1.181 in. plastic flush mounting kit with 1 line legend	Pushbuttons and pilot lights	Black	1	ZB5AZ023	0.007/0.015
	Selector switches and illuminated pushbuttons	Black	1	ZB5AZ024	0.008/0.018
Ø 30 mm/1.181 in. plastic flush mounting kit with 2 lines legend	Pushbuttons and pilot lights	Black	1	ZB5AZ025	0.007/0.015
	Selector switches and illuminated pushbuttons	Black	1	ZB5AZ026	0.009/0.020
Plastic clips	2 or 3 levels of ZBE10● contact blocks in high vibration environment	—	10	ZBZ007	0.001/0.002
Dummy contact block	ZBE10● contact blocks and ZBV5B transformer blocks	—	5	ZBE000	0.006/0.013
Set of tabs for Faston connection	ZBE10● contact blocks and ZBV● light blocks	—	10	ZBZ003	—

Description	Application	Sold in lots of	Unit reference	Weight kg/lb
Cable ducting support	Attached beneath head	10	NSYSPCP	0.030/0.066
M5 x 10 screw, with hexagonal slotted head	For attaching cable ducting	100	NSYSM10M5HP	0.003/0.066
Support	Pushbuttons, switches, and pilot lights	1	DX1AP52	0.160/0.353
Boot for contact block ZBE10● and ZBE10●3 (1)	For protection against dusty environment	1	ZBZ60	0.098/0.216

(1) Restriction on use: Refer to the product instruction sheet on the Schneider Electric website, Harmony XB5 page.



## Bulbs with BA 9s base fitting and associated accessories

## Illuminated pushbuttons

Description	Characteristics	Color	Sold in lots of	Unit reference	Weight kg/lb
LEDs	24 V ~	White	1	DL1CJ0241	0.002/0.004
		Green	1	DL1CJ0243	0.002/0.004
		Red	1	DL1CJ0244	0.002/0.004
		Orange	1	DL1CJ0245	0.002/0.004
		Blue	1	DL1CJ0246	0.002/0.004
	48 V ~	Green	1	DL1CJ0483	0.002/0.004
		Red	1	DL1CJ0484	0.002/0.004
		Orange	1	DL1CJ0485	0.002/0.004
	6 V - 1.2 W	White	1	DL1CD0061	0.002/0.004
		Green	1	DL1CD0063	0.002/0.004
		Red	1	DL1CD0064	0.002/0.004
		Orange	1	DL1CD0065	0.002/0.004
Incandescent bulbs	6 V - 1.2 W	—	10	DL1CB006	0.002/0.004
	24 V - 2 W	—	10	DL1CE024	0.002/0.004
	120...130 V 2.4 W	—	10	DL1CE130	0.002/0.004
Neon bulbs	120...130 V	—	10	DL1CF110	0.002/0.004
	230...240 V	—	10	DL1CF220	0.002/0.004
Bulb extractor	—	—	1	XBFX13	0.005/0.011
Lens cap tightening tool	Illuminated pushbuttons, with flush push	—	1	ZBZ8	0.009/0.020
Description	Application	Color	Sold in lots of	Unit reference	Weight kg/lb
Add-on square trim	Gives a square appearance to ZB5A circular heads	Black	10	ZB5AZ31	0.002/0.004
		Green	10	ZB5AZ1715626002	0.002/0.004
		Red	10	ZB5AZ1715626001	0.002/0.004
		Blue	10	ZB5AZ1715626003	0.002/0.004
Nut	Fixing ZB5A head		10	ZB5AZ901	0.002/0.004
Bezel tool	Tightening head fixing nut ZB5AZ901		1	ZB5AZ905	0.016/0.035
Anti-rotation plate	Selector switches and Emergency stop pushbutton heads ZB5A		10	ZB5AZ902	0.008/0.018
Anti-rotation plate for flush mounted heads	Selector switches heads ZB5F		10	ZB5FAZ902	0.008/0.018



ZBG455



ZBDLU1



ZBG455P



ZBGP



ZBDD2

## Replacement keys

Description	Key number	Reference	Weight kg/lb
<b>For latching mushroom head pushbuttons and selector switches</b>			
Sets of 2 keys	455	ZBG455	0.013/0.029
	421E	ZBG421E	0.014/0.031
	458A	ZBG458A	0.014/0.031
	520E	ZBG520E	0.014/0.031
	3131A	ZBG3131A	0.014/0.031
	4A185	ZBDA185	0.014/0.031
	LU1	ZBDLU1	0.014/0.031
	LU2	ZBDLU2	0.014/0.031
	LU3	ZBDLU3	0.014/0.031
	LU4	ZBDLU4	0.014/0.031
	LU5	ZBDLU5	0.014/0.031
	LU6	ZBDLU6	0.014/0.031
	LU7	ZBDLU7	0.014/0.031
	LU8	ZBDLU8	0.014/0.031
	LU9	ZBDLU9	0.014/0.031
	LU10	ZBDLU10	0.014/0.031
	LU11	ZBDLU11	0.014/0.031
	LU12	ZBDLU12	0.014/0.031
	LU13	ZBDLU13	0.014/0.031
	LU14	ZBDLU14	0.014/0.031
	8D1	ZBD8D1	0.014/0.031
	Specific key	ZBGK (1)	0.014/0.031

## For booted selector switches

Sets of 2 keys, one of which supplied booted (rubber boot)	455	ZBG455P	—
	421E	ZBG421EP	—
	458A	ZBG458AP	—
	520E	ZBG520EP	—
	3131A	ZBG3131AP	—

## Accessory for key switches (2)

Description	Function	Reference	Weight kg/lb
Keyhole cover (rubber boot)	Protection of lock barrel when no key inserted in lock	ZBGP	0.005/0.011

















## Boot for standard handle

Description	For use with	Sold in lots of	Unit reference	Weight kg/lb
Boot for standard handle	ZB4BD●● and ZB5AD●●	5	ZBDD2	0.005/0.011

(1) Key number to be added when ordering.

(2) Not compatible with products with key TEC10.



Type of products		Pilot lights	Pushbuttons, selector switches and pilot lights			Biometric switches
						
						
						
						
Description of range		■ LED pilot lights	■ Pushbuttons ■ Multiple-headed pushbuttons ■ Emergency Stop pushbuttons ■ Selector switches and key switches ■ Illuminated pushbuttons ■ Pilot lights ■ Flush mounted Pushbuttons, Selector switches, and Pilot lights (1)			Fingerprint readers 24V ~ ■ Stand-alone biometric switches ■ Stand-alone USB biometric switches ■ USB biometric switches dedicated to Schneider HMI (2)
Features	Products	Monolithic, compact, low consumption	Complete units or sub-assemblies (body + head)			Monolithic
	Bezel	Double insulated	Double insulated (4)	Metal, chromium plated or black	Double insulated	Double insulated, dark grey
	Shape of head	Circular	Circular, square or rectangular	Circular	Circular or square	–
Drilling or cut-out for fixing		Ø 8 mm and Ø 12 mm/0.315 in. and 0.472 in.	Ø 16 mm/0.630 in.	Ø 22 mm/0.866 in.	Ø 22 mm/0.866 in.  Ø 30 mm/1.181 in. (for flush mounted control & signaling units)	Ø 22 mm/0.866 in.
Degree of protection	Conforming to IEC 60529	IP 40 IP 65 with seal	IP 65	IP 66, IP 67, IP 69, and IP 69K		IP 65 (control button)
	Conforming to UL 508 and CSA C22-2 No. 14	–	Enclosure type 4, 4X and 13			Enclosure type 12
Cabling		Tags for 2.8 x 0.5 mm/0.110 x 0.020 in. connectors or threaded connector	Faston connectors Solder pins for printed circuit boards (4) Fast connector socket (5)	Spring clamp terminal connections Screw clamp terminal connections Faston connectors Connector with adapter for printed circuit board		Cable or connectors
Mounting	Panel thickness	1...8 mm/0.039...0.315 in.	1...6 mm/0.039...0.236 in.			
Type references		XVLA	XB6, XB6E	XB4	XB5	XB5S

(1) Flush mounted control & signaling units are available only for Harmony XB5 range.  
(2) Compatible with Magelis iPC, STU, OT, GXO, GT (except GT1000 series), GK, GH, and GTO models.  
(3) Wireless and batteryless pushbutton and receiver ready-paired at the factory.

Wireless and batteryless pushbuttons	Pushbuttons, selector switches and pilot lights	Joystick controllers		Pushbuttons, selector switches and pilot lights	Cam switches
					
					
					
					
Description of range		■ Wireless and batteryless pushbuttons and rope pull switch ■ Configurable receivers ■ Access point ■ Relay-antenna ■ Mobile handy box or plastic boxes for wall mounting	■ Pushbuttons ■ Emergency Stop and Emergency switching off pushbuttons ■ Selector switches and key switches ■ Illuminated pushbuttons ■ Pilot lights	■ 2 or 4 direction ■ Stay put or spring return	■ Pushbuttons ■ Emergency Stop buttons ■ Selector switches and key switches ■ Illuminated pushbuttons ■ Pilot lights
Features		Ready-to-use packs (3) and "components" range	Monolithic	Complete units or sub-assemblies (body + head with lever)	Complete units or sub-assemblies (body + head)
		Metal, chromium plated or double insulated, black	Double insulated, dark grey (or white for pilot lights)	Metal, chromium plated	Double insulated, black
		Transmitter with circular head	Circular	Circular	Hexagonal
		Ø 22 mm/0.866 in.			Ø 30 mm/1.181 in.
					Ø 16 or Ø 22 mm/0.630 or 0.866 in.: series K10 Ø 22 mm/0.866 in. and multifixing: series K1/K2 4 holes, 48 or 68 centres: series K30...K150
		IP 65	IP 65 (control buttons and pilot lights) IP 54 (Emergency switching off pushbuttons)	IP 65	IP 66
		Enclosure type 12	Enclosure type 3 (pushbuttons and Emergency stop) and 4 (pilot lights)	Enclosure type 4, 4X and 13	Enclosure type 4 and 13 (9001K) Enclosure type 4, 4X, 13 (9001SK)
		Wireless (transmitter) Through cable (receiver)	Screw and captive clamp terminal connections Faston clip connections (pilot lights)	Screw and captive clamp terminal connections	
		1...6 mm/0.039...0.236 in.			0.5...6 mm/0.020...0.236 in. (depending on model)
		XB5R, XB4R	XB7	XD4PA	XD2GA
				XD5PA	9001K, 9001SK
					K10, K1, K2, K30, K50, K63, K115, K150

(4) For Harmony XB6 only.  
(5) For Harmony XB6E only.



<b>A</b>					
APE1C2150	79	XB5AD912R47K	70	XB5AV65	66
APE1C2250	79	XB5AD912R100K	70	XB5AVB1	64
APE1PRE21	79	XB5AD912R470K	70	XB5AVB3	64
		XB5AG03	54	XB5AVB4	64
		XB5AG21	54	XB5AVB5	64
<b>D</b>		XB5AG33	54	XB5AVB6	64
DL1CB006	104	XB5AG41	54	XB5AVG1	64
DL1CD0061	104	XB5AG61	54	XB5AVG3	64
DL1CD0063	104	XB5AJ21	53	XB5AVG4	64
DL1CD0064	104	XB5AJ33	53	XB5AVG5	64
DL1CD0065	104	XB5AJ53	53	XB5AVG6	64
DL1CD0066	104	XB5AK123B5	56	XB5AVM1	64
DL1CE024	104	XB5AK123G5	56	XB5AVM3	64
DL1CE130	104	XB5AK123M5	56	XB5AVM4	64
DL1CF110	104	XB5AK124B5	56	XB5AVM5	64
DL1CF220	104	XB5AK124G5	56	XB5AVM6	64
DL1CJ0241	104	XB5AK124M5	56	XB5AW21B5	67
DL1CJ0243	104	XB5AK125B5	56	XB5AW21G5	67
DL1CJ0244	104	XB5AK125G5	56	XB5AW23B5	67
DL1CJ0245	104	XB5AK125M5	56	XB5AW23G5	67
DL1CJ0246	104	XB5AK133B5	56	XB5AW24B5	67
DL1CJ0483	104	XB5AK133G5	56	XB5AW24G5	67
DL1CJ0484	104	XB5AK133M5	56	XB5AW25B5	67
DL1CJ0485	104	XB5AK134B5	56	XB5AW25G5	67
DX1AP52	103	XB5AK134G5	56	XB5AW26B5	67
		XB5AK134M5	56	XB5AW26G5	67
<b>N</b>		XB5AK135B5	56	XB5AW28B5	67
NSYSM10M5HP	103	XB5AK135G5	56	XB5AW28G5	67
NSYSPCP	103	XB5AK135M5	56	XB5AW31B5	27
		XB5AL42	24	XB5AW31G5	27
<b>X</b>		XB5AL4322	26	XB5AW31M5	27
XB5AA11	22	XB5AL73415	38	XB5AW33B5	27
XB5AA21	22	XB5AL84101	70	XB5AW33G5	27
XB5AA31	22	XB5AL84201	70	XB5AW33M5	27
XB5AA42	22	XB5AP21	25	XB5AW34B5	27
XB5AA51	22	XB5AP31	25	XB5AW34G5	27
XB5AA61	22	XB5AP42	25	XB5AW34M5	27
XB5AA801	70	XB5AP51	25	XB5AW35B5	27
XB5AA802	70	XB5AP61	25	XB5AW35G5	27
XB5AA831	70	XB5AS8442	42	XB5AW35M5	27
XB5AA832	70	XB5AS8444	42	XB5AW36B5	27
XB5AA841	70	XB5AS8445	42	XB5AW36G5	27
XB5AA842	70	XB5AS9442	42	XB5AW36M5	27
XB5AA861	70	XB5AS9445	42	XB5AW3135	30
XB5AA862	70	XB5AS84449	44	XB5AW3145	30
XB5AA3311	26	XB5AS86449B4	44	XB5AW3165	30
XB5AA3341	26	XB5AT842	42	XB5AW3335	30
XB5AA3351	26	XB5AT845	42	XB5AW3345	30
XB5AA4322	26	XB5AV5B1	66	XB5AW3365	30
XB5AA84101	70	XB5AV5B3	66	XB5AW3435	30
XB5AA84201	70	XB5AV5B4	66	XB5AW3445	30
XB5AA86102	70	XB5AV5B5	66	XB5AW3465	30
XB5AA86202	70	XB5AV5B6	66	XB5AW3535	30
XB5AA711237	39	XB5AV31	66	XB5AW3545	30
XB5AA731327	39	XB5AV33	66	XB5AW3565	30
XB5AC21	40	XB5AV34	66	XB5AW73731B5	38
XB5AD21	52	XB5AV35	66	XB5AW73731G5	38
XB5AD25	52	XB5AV41	66	XB5AW73731M5	38
XB5AD33	52	XB5AV43	66	XB5DSB	71
XB5AD41	52	XB5AV44	66	XB5DSG	71
XB5AD53	52	XB5AV45	66	XB5DSM	71
XB5AD912R1K	70	XB5AV61	66	XB5DT1S	72
XB5AD912R4K7	70	XB5AV63	66	XB5DTB22	71
XB5AD912R10K	70	XB5AV64	66	XB5DTB23	71
				XB5DTB24	71
				XB5DTB25	71
				XB5DTGM2	71
				XB5DTGM3	71
				XB5DTGM4	71
				XB5DTGM5	71
				XB5EV57K4	67
				XB5EV57L4	67
				XB5EVB1	64
				XB5EVB3	64
				XB5EVB4	64
				XB5EVB5	64
				XB5EVB6	64
				XB5FVB1	68
				XB5FVB3	68
				XB5FVB4	68
				XB5FVB5	68
				XB5FVB6	68
				XB5FVG1	68
				XB5FVG3	68
				XB5FVG4	68
				XB5FVG5	68
				XB5FVG6	68
				XB5FVM1	68
				XB5FVM3	68
				XB5FVM4	68
				XB5FVM5	68
				XB5FVM6	68
				XB5FW31B5	35
				XB5FW31G5	35
				XB5FW31M5	35
				XB5FW33B5	35
				XB5FW33G5	35
				XB5FW33M5	35
				XB5FW34B5	35
				XB5FW34G5	35
				XB5FW34M5	35
				XB5FW35B5	35
				XB5FW35G5	35
				XB5FW35M5	35
				XB5FW36B5	35
				XB5FW36G5	35
				XB5FW36M5	35
				XB5KS2B4	71
				XB5KS2B8	71
				XB5KS2G4	71
				XB5KS2G8	71
				XB5KS2M4	71
				XB5KS2M8	71
				XB5KSB	71
				XB5KSG	71
				XB5KSM	71
				XB5PRJ45	72
				XB5PUSB3	72
				XBFX13	104
				XD5PA12	73
				XD5PA14	73
				XD5PA22	73
				XD5PA24	73
				<b>Z</b>	
				ZB2BE101	74
				ZB2BE102	74
				ZB4BZ007	103
				ZB4BZ62	102
				ZB4BZ64	102
				ZB4BZ65	102
				ZB4BZ66	102
				ZB4BZ0077	103
				ZB4BZ1905	102
				ZB4BZ2005	102
				ZB4BZ2105	102

ZB5AA0	22	ZB5AA71115	39	ZB5AFDE11	49	ZB5AJ4	53	ZB5AP3	25
ZB5AA1	22	ZB5AA71123	39	ZB5AFDE12	49	ZB5AJ5	53	ZB5AP3S	25
ZB5AA2	22	ZB5AA71124	39	ZB5AFDE13	49	ZB5AJ7	53		88
ZB5AA3	22	ZB5AA72124	39	ZB5AFDE14	49	ZB5AJ8	53	ZB5AP4	25
ZB5AA4	22	ZB5AA73132	39	ZB5AFDE15	49	ZB5AK1213	57	ZB5AP4S	25
ZB5AA5	22	ZB5AA73133	39	ZB5AG0	54	ZB5AK1233	57		88
ZB5AA6	22	ZB5AA73134	39	ZB5AG0D	55	ZB5AK1243	57	ZB5AP5	25
ZB5AA8	22	ZB5AA73135	39	ZB5AG1	54	ZB5AK1253	57	ZB5AP5S	25
ZB5AA9	22	ZB5AC2	40	ZB5AG1D	55	ZB5AK1263	57		88
ZB5AA14	22	ZB5AC3	40	ZB5AG2	54	ZB5AK1283	57	ZB5AP6	25
ZB5AA16	23	ZB5AC4	40	ZB5AG02	54	ZB5AK1313	57	ZB5AP6S	25
ZB5AA18	22	ZB5AC5	40	ZB5AG2D	55	ZB5AK1333	57		88
	28	ZB5AC6	40	ZB5AG02D	55	ZB5AK1343	57	ZB5AP18	25
ZB5AA24	22	ZB5AC24	40	ZB5AG3	54	ZB5AK1353	57	ZB5AP38	25
ZB5AA26	23	ZB5AC34	40	ZB5AG3D	55	ZB5AK1363	57	ZB5AP48	25
ZB5AA34	22	ZB5AC44	40	ZB5AG03D	55	ZB5AK1383	57	ZB5AP58	25
ZB5AA36	23	ZB5AC54	40	ZB5AG4	54	ZB5AK1413	57	ZB5AP68	25
ZB5AA38	22	ZB5AC64	40	ZB5AG4D	55	ZB5AK1433	57	ZB5AP183	25
	28	ZB5AC180	46	ZB5AG04D	55	ZB5AK1433	57	ZB5AP383	25
ZB5AA44	22	ZB5AC280	46	ZB5AG5	54	ZB5AK1443	57	ZB5AP483	25
ZB5AA46	23	ZB5AC380	46	ZB5AG05	54	ZB5AK1453	57	ZB5AP583	25
ZB5AA48	22	ZB5AC480	46	ZB5AG5D	55	ZB5AK1463	57	ZB5AP683	25
	28	ZB5AC580	46	ZB5AG05D	55	ZB5AK1483	57	ZB5AR2	40
ZB5AA54	22	ZB5AC680	46	ZB5AG6	54	ZB5AK1513	57	ZB5AR3	40
ZB5AA56	23	ZB5AC780	46	ZB5AG6D	55	ZB5AK1533	57	ZB5AR4	40
ZB5AA58	22	ZB5AC980	46	ZB5AG06D	55	ZB5AK1543	57	ZB5AR5	40
	28	ZB5AC28001	46	ZB5AG7	54	ZB5AK1553	57	ZB5AR6	40
ZB5AA64	22	ZB5AC38023	46	ZB5AG07D	55	ZB5AK1563	57	ZB5AR216	40
ZB5AA66	23	ZB5AC48021	46	ZB5AG7D	55	ZB5AK1583	57	ZB5AR316	40
ZB5AA68	22	ZB5AD2	52	ZB5AG8	54	ZB5AK1713	57	ZB5AR416	40
	28	ZB5AD3	52	ZB5AG08	54	ZB5AK1733	57	ZB5AR516	40
ZB5AA79	38	ZB5AD4	52	ZB5AG8D	55	ZB5AK1743	57	ZB5AR616	40
ZB5AA88	28	ZB5AD5	52	ZB5AG08D	55	ZB5AK1753	57	ZB5AS12	41
ZB5AA98	22	ZB5AD7	52	ZB5AG9	54	ZB5AK1763	57	ZB5AS22	41
	28	ZB5AD8	52	ZB5AG09	54	ZB5AK1783	57	ZB5AS42	41
ZB5AA131	26	ZB5AD28	55	ZB5AG9D	55	ZB5AK1813	57	ZB5AS52	41
ZB5AA133	26	ZB5AD29	55	ZB5AG09D	55	ZB5AK1833	57	ZB5AS55	41
ZB5AA136	26	ZB5AD39	55	ZB5AH0	48	ZB5AK1843	57	ZB5AS62	41
ZB5AA141	26	ZB5AD48	55	ZB5AH01	48	ZB5AK1853	57	ZB5AS72	41
ZB5AA142	26	ZB5AD49	55	ZB5AH1	48	ZB5AK1863	57	ZB5AS834	42
ZB5AA145	26	ZB5AD59	55	ZB5AH02	48	ZB5AK1883	57	ZB5AS842Y	45
ZB5AA232	26	ZB5AD79	55	ZB5AH2	48	ZB5AL1	24	ZB5AS844	42
ZB5AA233	26	ZB5AD89	55	ZB5AH03	48	ZB5AL2	24	ZB5AS934	42
ZB5AA234	26	ZB5AD912	70	ZB5AH3	48	ZB5AL3	24	ZB5AS942Y	45
ZB5AA235	26	ZB5AD922	70	ZB5AH04	48	ZB5AL4	24	ZB5AS944	42
ZB5AA245	26	ZB5AD2801	55	ZB5AH4	48	ZB5AL5	24	ZB5AS944D	42
ZB5AA331	26	ZB5AD2804	55	ZB5AH05	48	ZB5AL6	24	ZB5AS964	42
ZB5AA333	26	ZB5AD2806	55	ZB5AH5	48	ZB5AL232	26	ZB5AT2	41
ZB5AA334	26	ZB5AF	49	ZB5AH06	48	ZB5AL233	26	ZB5AT24	41
ZB5AA335	26	ZB5AF351	49	ZB5AH6	48	ZB5AL234	26	ZB5AT82Y	45
ZB5AA336	26	ZB5AFDA	49	ZB5AH013	48	ZB5AL235	26	ZB5AT84	42
ZB5AA341	26	ZB5AFDB	49	ZB5AH13	48	ZB5AL432	26	ZB5AT844	42
ZB5AA342	26	ZB5AFDC	49	ZB5AH033	48	ZB5AL433	26	ZB5AT8643M	43
ZB5AA343	26	ZB5AFDD	49	ZB5AH33	48	ZB5AL434	26	ZB5AT8643M130	43
ZB5AA344	26	ZB5AFDE01	49	ZB5AH043	48	ZB5AL435	26	ZB5AT8643M140	43
ZB5AA432	26	ZB5AFDE02	49	ZB5AH43	48	ZB5AL7340	38	ZB5AT8643M230	43
ZB5AA433	26	ZB5AFDE03	49	ZB5AH053	48	ZB5AL7341	38	ZB5AT8643M330	43
ZB5AA434	26	ZB5AFDE04	49	ZB5AH53	48	ZB5AP1	25	ZB5AT8643M430	43
ZB5AA435	26	ZB5AFDE05	49	ZB5AH063	48	ZB5AP1S	25	ZB5AT8643M630	43
ZB5AA791	39	ZB5AFDE06	49	ZB5AH63	48		88	ZB5AV01	66
ZB5AA7120	38	ZB5AFDE07	49	ZB5AH083	48	ZB5AP2	25	ZB5AV01S	66
ZB5AA7121	38	ZB5AFDE08	49	ZB5AH83	48	ZB5AP2S	25	ZB5AV003	65
ZB5AA7213	38	ZB5AFDE09	49	ZB5AJ2	53		88		
ZB5AA7340	38	ZB5AFDE10	49	ZB5AJ3	53				
ZB5AA7341	38								

ZB5AV03	66	ZB5AV083E	65	ZB5AW0G45	80	ZB5AW17S	31	ZB5AX2	41
ZB5AV3	85	ZB5AV083S	65	ZB5AW0G51	80	ZB5AW31	30	ZB5AX84	42
ZB5AV3D1	85	ZB5AV156	85	ZB5AW0G52	80	ZB5AW031	84	ZB5AZ009	74
ZB5AV3D3	85	ZB5AVB1	82	ZB5AW0G53	80	ZB5AW31S	30		76
ZB5AV3D4	85	ZB5AVB3	82	ZB5AW0G55	80	ZB5AW33	30		77
ZB5AV3D5	85	ZB5AVB4	82	ZB5AW0G61	80	ZB5AW33S	30		79
ZB5AV3D6	85	ZB5AVB5	82	ZB5AW0G62	80	ZB5AW34	30	ZB5AZ021	103
ZB5AV03S	66	ZB5AVB6	82	ZB5AW0G63	80	ZB5AW34S	30	ZB5AZ022	103
ZB5AV04	66	ZB5AVB1156	83	ZB5AW0G65	80	ZB5AW35	30	ZB5AZ023	103
ZB5AV4	85	ZB5AVB3156	83	ZB5AW0M11	81	ZB5AW035	84	ZB5AZ024	103
ZB5AV4D1	85	ZB5AVB4156	83	ZB5AW0M12	81	ZB5AW35S	30	ZB5AZ025	103
ZB5AV4D3	85	ZB5AVB5156	83	ZB5AW0M13	81	ZB5AW36	30	ZB5AZ026	103
ZB5AV4D4	85	ZB5AVB6156	83	ZB5AW0M15	81	ZB5AW36S	30	ZB5AZ31	104
ZB5AV4D5	85	ZB5AVBG1	82	ZB5AW0M31	81	ZB5AW37	30	ZB5AZ079	77
ZB5AV4D6	85	ZB5AVBG3	82	ZB5AW0M32	81	ZB5AW37S	30	ZB5AZ101	74
ZB5AV04S	66	ZB5AVBG4	82	ZB5AW0M33	81	ZB5AW041	84	ZB5AZ102	74
ZB5AV05	66	ZB5AVBG5	82	ZB5AW0M35	81	ZB5AW045	84	ZB5AZ103	74
ZB5AV5	85	ZB5AVBG6	82	ZB5AW0M41	81	ZB5AW051	84	ZB5AZ104	74
ZB5AV5D1	85	ZB5AVG1	82	ZB5AW0M42	81	ZB5AW055	84	ZB5AZ105	74
ZB5AV5D3	85	ZB5AVG3	82	ZB5AW0M43	81	ZB5AW061	84	ZB5AZ141	74
ZB5AV5D4	85	ZB5AVG4	82	ZB5AW0M45	81	ZB5AW062	84	ZB5AZ901	104
ZB5AV5D5	85	ZB5AVG5	82	ZB5AW0M51	81	ZB5AW063	84	ZB5AZ902	104
ZB5AV5D6	85	ZB5AVG6	82	ZB5AW0M52	81	ZB5AW065	84	ZB5AZ905	104
ZB5AV05S	66	ZB5AVJ1	82	ZB5AW0M53	81	ZB5AW113	29	ZB5AZ1013	78
ZB5AV06	66	ZB5AVJ3	82	ZB5AW0M55	81	ZB5AW113S	29	ZB5AZ1014	79
ZB5AV6	85	ZB5AVJ4	82	ZB5AW0M61	81	ZB5AW133	29	ZB5AZ1015	76
ZB5AV06S	66	ZB5AVJ5	82	ZB5AW0M62	81	ZB5AW133S	29	ZB5AZ1023	78
ZB5AV07	66	ZB5AVJ6	82	ZB5AW0M63	81	ZB5AW143	29	ZB5AZ1024	79
ZB5AV07S	66	ZB5AVM1	82	ZB5AW0M65	81	ZB5AW143S	29	ZB5AZ1025	76
ZB5AV8	85	ZB5AVM3	82	ZB5AW03D15	84	ZB5AW153	29	ZB5AZ1033	78
ZB5AV9	85	ZB5AVM4	82	ZB5AW03D35	84	ZB5AW153S	29	ZB5AZ1034	79
ZB5AV013	65	ZB5AVM5	82	ZB5AW03D45	84	ZB5AW163	29	ZB5AZ1035	76
ZB5AV013E	65	ZB5AVM6	82	ZB5AW03D55	84	ZB5AW163S	29	ZB5AZ1043	78
ZB5AV013S	65	ZB5AW0B11	80	ZB5AW03D65	84	ZB5AW183	29	ZB5AZ1044	79
ZB5AV18B1	83	ZB5AW0B12	80	ZB5AW04D15	84	ZB5AW183S	29	ZB5AZ1045	76
ZB5AV18B3	83	ZB5AW0B13	80	ZB5AW04D35	84	ZB5AW313	28	ZB5AZ1053	78
ZB5AV18B4	83	ZB5AW0B15	80	ZB5AW04D45	84	ZB5AW313S	28	ZB5AZ1054	79
ZB5AV18B5	83	ZB5AW0B31	80	ZB5AW04D55	84	ZB5AW333	28	ZB5AZ1055	76
ZB5AV18B6	83	ZB5AW0B32	80	ZB5AW04D65	84	ZB5AW333S	28	ZB5AZ1414	79
ZB5AV18G1	83	ZB5AW0B33	80	ZB5AW05D15	84	ZB5AW343	28	ZB5AZ1715626001	104
ZB5AV18G3	83	ZB5AW0B35	80	ZB5AW05D35	84	ZB5AW343S	28	ZB5AZ1715626002	104
ZB5AV18G4	83	ZB5AW0B41	80	ZB5AW05D45	84	ZB5AW353	28	ZB5AZ1715626003	104
ZB5AV18G5	83	ZB5AW0B42	80	ZB5AW05D55	84	ZB5AW353S	28	ZB5AZ106	74
ZB5AV18G6	83	ZB5AW0B43	80	ZB5AW05D65	84	ZB5AW363	28	ZB5AZ107	74
ZB5AV18M1	83	ZB5AW0B45	80	ZB5AW7A9	38	ZB5AW363S	28	ZB5CA0	22
ZB5AV18M3	83	ZB5AW0B51	80	ZB5AW7A1715	38	ZB5AW383	28	ZB5CA1	22
ZB5AV18M4	83	ZB5AW0B52	80	ZB5AW7A1720	38	ZB5AW383S	28	ZB5CA2	22
ZB5AV18M5	83	ZB5AW0B53	80	ZB5AW7A1721	38	ZB5AW513	28	ZB5CA3	22
ZB5AV18M6	83	ZB5AW0B55	80	ZB5AW7A1724	38	ZB5AW533	28	ZB5CA4	22
ZB5AV033	65	ZB5AW0B61	80	ZB5AW7A3740	38	ZB5AW543	28	ZB5CA5	22
ZB5AV033E	65	ZB5AW0B62	80	ZB5AW7A3741	38	ZB5AW553	28	ZB5CA6	22
ZB5AV033S	65	ZB5AW0B63	80	ZB5AW7L3740	38	ZB5AW563	28	ZB5CA16	23
ZB5AV043	65	ZB5AW0B65	80	ZB5AW7L3741	38	ZB5AW583	28	ZB5CA26	23
ZB5AV043E	65	ZB5AW0G11	80	ZB5AW11	31	ZB5AW713	41	ZB5CA36	23
ZB5AV043S	65	ZB5AW0G12	80	ZB5AW11S	31	ZB5AW733	41	ZB5CA46	23
ZB5AV053	65	ZB5AW0G13	80	ZB5AW13	31	ZB5AW743	43	ZB5CA56	23
ZB5AV053E	65	ZB5AW0G15	80	ZB5AW13S	31	ZB5AW753	41	ZB5CA66	23
ZB5AV053S	65	ZB5AW0G31	80	ZB5AW14	31	ZB5AW763	41	ZB5CA331	26
ZB5AV063	65	ZB5AW0G32	80	ZB5AW14S	31	ZB5AW913	28	ZB5CA432	26
ZB5AV063E	65	ZB5AW0G33	80	ZB5AW15	31	ZB5AW933	28	ZB5CA2912	26
ZB5AV063S	65	ZB5AW0G35	80	ZB5AW15S	31	ZB5AW943	28	ZB5CA2934	26
ZB5AV083	65	ZB5AW0G41	80	ZB5AW16	31	ZB5AW953	28	ZB5CA6939	26
		ZB5AW0G42	80	ZB5AW16S	31	ZB5AW963	28	ZB5CH0	48
		ZB5AW0G43	80	ZB5AW17	31	ZB5AW983	28	ZB5CH01	48

ZB5CH02	48	ZB5FA141	34	ZB5FG9D	61	ZB5FK1833	63	ZBA145	87
ZB5CH03	48	ZB5FA142	34	ZB5FG09D	61	ZB5FK1843	63	ZBA232	87
ZB5CH04	48	ZB5FA145	34	ZB5FH0	50	ZB5FK1853	63	ZBA233	87
ZB5CH05	48	ZB5FA232	34	ZB5FH01	50	ZB5FK1863	63	ZBA234	87
ZB5CH06	48	ZB5FA233	34	ZB5FH1	50	ZB5FK1883	63	ZBA235	87
ZB5CH313	48	ZB5FA234	34	ZB5FH02	50	ZB5FL1	33	ZBA245	87
ZB5CH333	48	ZB5FA235	34	ZB5FH2	50	ZB5FL2	33	ZBA331	87
ZB5CH343	48	ZB5FA245	34	ZB5FH03	50	ZB5FL3	33	ZBA333	87
ZB5CH353	48	ZB5FA331	34	ZB5FH3	50	ZB5FL4	33	ZBA334	87
ZB5CH363	48	ZB5FA333	34	ZB5FH04	50	ZB5FL5	33	ZBA335	87
ZB5CL1	24	ZB5FA334	34	ZB5FH4	50	ZB5FL6	33	ZBA336	87
ZB5CL2	24	ZB5FA335	34	ZB5FH05	50	ZB5FL232	34	ZBA337	87
ZB5CL3	24	ZB5FA336	34	ZB5FH5	50	ZB5FL234	34	ZBA338	87
ZB5CL4	24	ZB5FA341	34	ZB5FH06	50	ZB5FL235	34	ZBA341	87
ZB5CL5	24	ZB5FA342	34	ZB5FH6	50	ZB5FL432	34	ZBA342	87
ZB5CL6	24	ZB5FA343	34	ZB5FH013	51	ZB5FL433	34	ZBA343	87
ZB5CV003	65	ZB5FA344	34	ZB5FH13	51	ZB5FL434	34	ZBA344	87
ZB5CV013	65	ZB5FA432	34	ZB5FH033	51	ZB5FL435	34	ZBA346	87
ZB5CV033	65	ZB5FA433	34	ZB5FH33	51	ZB5FSZ3	103	ZBA432	87
ZB5CV043	65	ZB5FA434	34	ZB5FH043	51	ZB5FV013	69	ZBA433	87
ZB5CV053	65	ZB5FA435	34	ZB5FH43	51	ZB5FV033	69	ZBA434	87
ZB5CV063	65	ZB5FAZ902	104	ZB5FH053	51	ZB5FV043	69	ZBA435	87
ZB5CW113	29	ZB5FD2	58	ZB5FH53	51	ZB5FV053	69	ZBA639	87
ZB5CW133	29	ZB5FD3	58	ZB5FH063	51	ZB5FV063	69	ZBA708	39
ZB5CW143	29	ZB5FD4	58	ZB5FH63	51	ZB5FV083	69	ZBA709	39
ZB5CW153	29	ZB5FD5	58	ZB5FH083	51	ZB5FW113	37	ZBA710	39
ZB5CW163	29	ZB5FD7	58	ZB5FH83	51	ZB5FW133	37	ZBA2934	87
ZB5CW313	28	ZB5FD8	58	ZB5FJ2	59	ZB5FW143	37	ZBA2935	87
ZB5CW333	28	ZB5FD29	61	ZB5FJ3	59	ZB5FW153	37	ZBA7131	39
ZB5CW343	28	ZB5FD39	61	ZB5FJ4	59	ZB5FW163	37	ZBA7134	39
ZB5CW353	28	ZB5FD49	61	ZB5FJ5	59	ZB5FW183	37	ZBA7138	39
ZB5CW363	28	ZB5FD59	61	ZB5FJ7	59	ZB5FW313	36	ZBA7232	39
ZB5CW3136	28	ZB5FD79	61	ZB5FJ8	59	ZB5FW333	36	ZBA7233	39
ZB5CW3336	28	ZB5FD89	61	ZB5FK1213	63	ZB5FW343	36	ZBA7235	39
ZB5CW3436	28	ZB5FG0	60	ZB5FK1233	63	ZB5FW353	36	ZBA7237	39
ZB5CW3536	28	ZB5FG0D	61	ZB5FK1243	63	ZB5FW363	36	ZBA7331	39
ZB5CW3636	28	ZB5FG1	60	ZB5FK1253	63	ZB5FW383	36	ZBA7333	39
ZB5FA0	32	ZB5FG1D	61	ZB5FK1263	63	ZB5FW913	36	ZBA7335	39
ZB5FA1	32	ZB5FG2	60	ZB5FK1283	63	ZB5FW933	36	ZBA7336	39
ZB5FA2	32	ZB5FG02	60	ZB5FK1313	63	ZB5FW943	36	ZBA7432	39
ZB5FA3	32	ZB5FG2D	61	ZB5FK1333	63	ZB5FW953	36	ZBAF1	86
ZB5FA4	32	ZB5FG02D	61	ZB5FK1343	63	ZB5FW963	36	ZBAF2	86
ZB5FA5	32	ZB5FG3	60	ZB5FK1353	63	ZB5FW983	36	ZBAF3	86
ZB5FA6	32	ZB5FG3D	61	ZB5FK1363	63	ZB5SZ3	103	ZBAF4	86
ZB5FA8	32	ZB5FG03D	61	ZB5FK1383	63	ZB5SZ5	103	ZBAF5	86
ZB5FA9	32	ZB5FG4	60	ZB5FK1413	63	ZBA1	86	ZBAF6	86
ZB5FA16	32	ZB5FG4D	61	ZB5FK1433	63	ZBA2	86	ZBAF9	86
ZB5FA18	32	ZB5FG04D	61	ZB5FK1443	63	ZBA3	86	ZBAF131	91
	36	ZB5FG5	60	ZB5FK1453	63	ZBA4	86	ZBAF133	91
ZB5FA26	32	ZB5FG05	60	ZB5FK1463	63	ZBA5	86	ZBAF136	91
ZB5FA36	32	ZB5FG5D	61	ZB5FK1483	63	ZBA6	86	ZBAF137	91
ZB5FA38	32	ZB5FG05D	61	ZB5FK1513	63	ZBA9	86	ZBAF138	91
	36	ZB5FG6	60	ZB5FK1533	63	ZBA71	39	ZBAF141	91
ZB5FA46	32	ZB5FG6D	61	ZB5FK1543	63	ZBA72	39	ZBAF142	91
ZB5FA48	32	ZB5FG06D	61	ZB5FK1553	63	ZBA73	39	ZBAF145	91
	36	ZB5FG7	60	ZB5FK1563	63	ZBA74	39	ZBAF232	91
ZB5FA56	32	ZB5FG7D	61	ZB5FK1583	63	ZBA75	39	ZBAF233	91
ZB5FA58	32	ZB5FG07D	61	ZB5FK1713	63	ZBA76	39	ZBAF234	91
	36	ZB5FG8	60	ZB5FK1733	63	ZBA131	87	ZBAF235	91
ZB5FA66	32	ZB5FG08	60	ZB5FK1743	63	ZBA133	87	ZBAF245	91
ZB5FA68	32	ZB5FG8D	61	ZB5FK1753	63	ZBA136	87	ZBAF331	91
	36	ZB5FG08D	61	ZB5FK1763	63	ZBA137	87	ZBAF333	91
ZB5FA131	34	ZB5FG9	60	ZB5FK1783	63	ZBA141	87	ZBAF334	91
ZB5FA133	34	ZB5FG09	60	ZB5FK1813	63	ZBA142	87	ZBAF335	91
ZB5FA136	34								



ZBAF336	91	ZBE504	74	ZBSP2	103	ZBVG15	76	ZBY0101	94
ZBAF337	91	ZBE505	74	ZBSP3	103	ZBVG34	79	ZBY0102	94
ZBAF338	91	ZBE701	77	ZBV5B	75	ZBVG35	76	ZBY0104	92
ZBAF341	91	ZBE702	77	ZBV6	85	ZBVG44	79	ZBY00104	94
ZBAF342	91	ZBE1013	78	ZBV011	90	ZBVG45	76	ZBY0123	92
ZBAF343	91	ZBE1014	79	ZBV013	90	ZBVG54	79	ZBY00123	94
ZBAF344	91	ZBE1015	76	ZBV014	90	ZBVG55	76	ZBY0140	94
ZBAF346	91	ZBE1016	74	ZBV015	90	ZBVG64	79	ZBY1101	98
ZBAF432	91	ZBE1016P	74	ZBV016	90	ZBVG65	76	ZBY1103	98
ZBAF433	91	ZBE1016P3	78	ZBV017	90	ZBVJ1	75	ZBY1104	98
ZBAF434	91	ZBE1023	78	ZBV18B1	75	ZBVJ3	75	ZBY1105	98
ZBAF435	91	ZBE1024	79	ZBV18B3	75	ZBVJ4	75	ZBY1106	98
ZBAF639	91	ZBE1025	76	ZBV18B4	75	ZBVJ5	75	ZBY1107	98
ZBAF2934	91	ZBE1026	74	ZBV18B5	75	ZBVJ6	75	ZBY1108	98
ZBAF2935	91	ZBE1026P	74	ZBV18B6	75	ZBVJ15	76	ZBY1115	98
ZBC1	86	ZBE1026P3	78	ZBV18G1	75	ZBVJ35	76	ZBY1116	98
ZBC2	86	ZBE2013	78	ZBV18G3	75	ZBVJ45	76	ZBY1146	98
ZBC3	86	ZBE2023	78	ZBV18G4	75	ZBVJ55	76	ZBY1147	98
ZBC4	86	ZBE2033	78	ZBV18G5	75	ZBVJ65	76	ZBY1148	98
ZBC5	86	ZBE2043	78	ZBV18G6	75	ZBVM1	75	ZBY1149	98
ZBC6	86	ZBE2053	78	ZBV18M1	75	ZBVM3	75	ZBY1203	98
ZBCV0113	89	ZBE5013	78	ZBV18M3	75	ZBVM4	75	ZBY1204	98
ZBCV0133	89	ZBE5023	78	ZBV18M4	75	ZBVM5	75	ZBY1207	98
ZBCV0143	89	ZBE5033	78	ZBV18M5	75	ZBVM6	75	ZBY1208	98
ZBCV0153	89	ZBE5043	78	ZBV18M6	75	ZBVM8	75	ZBY1214	98
ZBCV0163	89	ZBE5053	78	ZBV0103S	89	ZBVM14	79	ZBY1303	98
ZBCW9113	89	ZBE7016	77	ZBV0113	89	ZBVM15	76	ZBY1304	98
ZBCW9133	89	ZBE7026	77	ZBV0133	89	ZBVM34	79	ZBY1311	98
ZBCW9143	89	ZBE10163	78	ZBV0143	89	ZBVM35	76	ZBY1312	98
ZBCW9153	89	ZBE10263	78	ZBV0153	89	ZBVM44	79	ZBY1316	98
ZBCW9163	89	ZBG421E	105	ZBV0163	89	ZBVM45	76	ZBY1912	98
ZBCW9313	89	ZBG421EP	105	ZBVB1	75	ZBVM54	79	ZBY2101	92
ZBCW9333	89	ZBG455	105	ZBVB3	75	ZBVM55	76	ZBY2103	92
ZBCW9343	89	ZBG455P	105	ZBVB4	75	ZBVM64	79	ZBY02103	94
ZBCW9353	89	ZBG458A	105	ZBVB5	75	ZBVM65	76	ZBY2104	92
ZBCW9363	89	ZBG458AP	105	ZBVB6	75	ZBW911	90	ZBY02104	94
ZBD8D1	105	ZBG520E	105	ZBVB8	75	ZBW913	90	ZBY2105	92
ZBDA185	105	ZBG520EP	105	ZBVB14	79	ZBW914	90	ZBY02105	94
ZBDD2	105	ZBG2201	73	ZBVB15	76	ZBW915	90	ZBY2106	92
ZBDLU1	105	ZBG2401	73	ZBVB17	77	ZBW916	90	ZBY02106	94
ZBDLU2	105	ZBG3131A	105	ZBVB34	79	ZBW917	90	ZBY2107	92
ZBDLU3	105	ZBG3131AP	105	ZBVB35	76	ZBW931	90	ZBY02107	94
ZBDLU4	105	ZBG4201	73	ZBVB37	77	ZBW933	90	ZBY2108	92
ZBDLU5	105	ZBG4401	73	ZBVB44	79	ZBW934	90	ZBY02108	94
ZBDLU6	105	ZBGK	105	ZBVB45	76	ZBW935	90	ZBY2109	92
ZBDLU7	105	ZBGP	105	ZBVB47	77	ZBW936	90	ZBY02109	94
ZBDLU8	105	ZBL1	86	ZBVB54	79	ZBW937	90	ZBY2110	92
ZBDLU9	105	ZBL2	86	ZBVB55	76	ZBW9113	89	ZBY02110	94
ZBDLU10	105	ZBL3	86	ZBVB57	77	ZBW9133	89	ZBY2111	92
ZBDLU11	105	ZBL4	86	ZBVB64	79	ZBW9143	89	ZBY02111	94
ZBDLU12	105	ZBL5	86	ZBVB65	76	ZBW9153	89	ZBY2112	92
ZBDLU13	105	ZBL6	86	ZBVB67	77	ZBW9163	89	ZBY02112	94
ZBDLU14	105	ZBL9	86	ZBVBG1	75	ZBW9313	89	ZBY2113	92
ZBE000	103	ZBP0	88	ZBVBG3	75	ZBW9333	89	ZBY02113	94
ZBE101	74	ZBP0A	88	ZBVBG4	75	ZBW9343	89	ZBY2114	92
ZBE102	74	ZBP011	88	ZBVBG5	75	ZBW9353	89	ZBY02114	94
ZBE201	74	ZBP012	88	ZBVBG6	75	ZBW9363	89	ZBY2115	92
ZBE202	74	ZBP013	88	ZBVG1	75	ZBY001	74	ZBY02115	94
ZBE203	74	ZBP014	88	ZBVG3	75		76	ZBY2116	92
ZBE204	74	ZBP015	88	ZBVG4	75		78	ZBY02116	94
ZBE205	74	ZBP016	88	ZBVG5	75	ZBY2H101	92	ZBY2123	92
ZBE501	74	ZBP017	88	ZBVG6	75	ZBY4H101	92	ZBY02123	94
ZBE502	74	ZBPA	88	ZBVG8	75	ZBY6H101	97	ZBY2126	92
ZBE503	74	ZBSP1	103	ZBVG14	79	ZBY6H102	97	ZBY02126	94

ZBY2127	92	ZBY2209	93	ZBY2310	93	ZBY8460	43	ZBZ8	104
ZBY02127	94	ZBY02209	96	ZBY02310	95		98	ZBZ010	77
ZBY2128	92	ZBY2210	93	ZBY2311	93	ZBY8630	98	ZBZ011	77
ZBY02128	94	ZBY02210	96	ZBY02311	95	ZBY8660	43	ZBZ012	77
ZBY2129	92	ZBY2211	93	ZBY2312	93		98	ZBZ28	45
ZBY02129	94	ZBY02211	96	ZBY02312	95	ZBY9101	43		102
ZBY02130	94	ZBY2212	93	ZBY2313	93		98	ZBZ32	92
ZBY2130	92	ZBY02212	96	ZBY02313	95	ZBY9101M	101	ZBZ33	97
ZBY2131	92	ZBY2213	93	ZBY2314	93	ZBY9101T	100	ZBZ34	92
ZBY02131	94	ZBY02213	96	ZBY02314	95	ZBY9120	42	ZBZ35	97
ZBY2132	92	ZBY2214	93	ZBY2316	93		98	ZBZ48	41
ZBY02132	94	ZBY02214	96	ZBY02316	95	ZBY9121	42		99
ZBY2133	92	ZBY2223	93		96		98	ZBZ58	45
ZBY02133	94	ZBY02223	96	ZBY2321	93	ZBY9130M	101		102
ZBY2134	92	ZBY2226	93	ZBY02321	95	ZBY9130T	100	ZBZ60	47
ZBY02134	94	ZBY02226	96	ZBY2322	93	ZBY9140M	101		103
ZBY2135	92	ZBY2227	93	ZBY02322	95	ZBY9140T	100	ZBZ1600	101
ZBY02135	94	ZBY02227	96	ZBY2323	93	ZBY9141	44	ZBZ1602	101
ZBY2146	92	ZBY2228	93	ZBY02323	95	ZBY9142	44	ZBZ1604	101
ZBY02146	94	ZBY02228	96	ZBY2326	93	ZBY9160	43	ZBZ1605	101
ZBY2147	92	ZBY2229	93	ZBY02326	95		98	ZBZ1606	101
ZBY02147	94	ZBY02229	96	ZBY2327	93	ZBY9160M	101	ZBZ1902	47
ZBY2148	92	ZBY2230	93	ZBY02327	95	ZBY9160T	100	ZBZ2102	102
ZBY02148	94	ZBY02230	96	ZBY2328	93	ZBY9220	42	ZBZ3605	100
ZBY2164	92	ZBY2231	93	ZBY02328	95		98	ZBZF32	99
ZBY02164	94	ZBY02231	96	ZBY2330	93	ZBY9230M	101	ZBZF33	99
ZBY2165	92	ZBY2232	93	ZBY02330	95	ZBY9230T	100	ZBZG156	75
ZBY02165	94	ZBY02232	96	ZBY2334	93	ZBY9260	43	ZBZM156	75
ZBY2166	92	ZBY2233	93	ZBY02334	95		98	ZBZVG	75
ZBY02166	94	ZBY02233	96	ZBY2364	93	ZBY9260M	101	ZBZVM	75
ZBY2167	92	ZBY2234	93	ZBY02364	95	ZBY9260T	100	ZD5PA12	73
ZBY02167	94	ZBY02234	96		96	ZBY9320	42	ZD5PA14	73
ZBY2178	92	ZBY2235	93	ZBY2366	93		98	ZD5PA22	73
ZBY02178	94	ZBY02235	96	ZBY02366	95	ZBY9330M	101	ZD5PA24	73
ZBY2179	92	ZBY2265	93	ZBY2367	93	ZBY9330T	100	ZD5PA103	73
ZBY02179	94	ZBY02265	96	ZBY02367	95	ZBY9360	43	ZD5PA203	73
ZBY2184	92	ZBY2266	93	ZBY2385	93		98		
ZBY02184	94	ZBY02266	96	ZBY02385	95	ZBY9360M	101		
ZBY2185	92	ZBY2267	93		96	ZBY9360T	100		
ZBY02185	94	ZBY02267	96	ZBY2387	93	ZBY9420	42		
ZBY2186	92	ZBY2284	93	ZBY02387	95		98		
ZBY02186	94	ZBY02284	96	ZBY2931	92	ZBY9430M	101		
ZBY2195	92	ZBY2295	93	ZBY02931	94	ZBY9460	43		
ZBY02195	94	ZBY02295	96	ZBY4100	96		98		
ZBY2196	92	ZBY2297	93	ZBY4101	92	ZBY9460M	101		
ZBY02196	94	ZBY02297	96	ZBY4140	92	ZBY9530M	101		
ZBY2197	92	ZBY2298	93	ZBY5100	97	ZBY9620	42		
ZBY02197	94	ZBY02298	96	ZBY5101	97		98		
ZBY2198	92	ZBY2299	93	ZBY5102	97	ZBY9630M	101		
ZBY02198	94	ZBY02299	96	ZBY6101	97	ZBY9660	43		
ZBY2199	92	ZBY2303	93	ZBY6102	97		98		
ZBY02199	94	ZBY02303	95	ZBY6140	97	ZBY9660M	101		
ZBY2203	93	ZBY2304	92	ZBY8101	43	ZBY9730M	101		
ZBY02203	96	ZBY02304	94		98	ZBY9830M	101		
ZBY2204	93	ZBY2305	93	ZBY8130	98	ZBY55130	97		
ZBY02204	96	ZBY02305	95	ZBY8140	98	ZBY55330	97		
ZBY2205	93	ZBY2306	93	ZBY8160	43	ZBY22420001	93		
ZBY02205	96	ZBY02306	95		98	ZBY022420001	96		
ZBY2206	93	ZBY2307	93	ZBY8230	98	ZBYF2101	99		
ZBY02206	96	ZBY02307	95	ZBY8260	43	ZBYF4101	99		
ZBY2207	93	ZBY2308	93		98	ZBYF6101	99		
ZBY02207	96	ZBY02308	95	ZBY8330	98	ZBYF6102	99		
ZBY2208	93	ZBY2309	93	ZBY8360	43	ZBZ001	74		
ZBY02208	96	ZBY02309	95		98		78		
				ZBY8430	98	ZBZ003	103		
						ZBZ006	77		
						ZBZ007	103		



[www.schneider-electric.com/control](http://www.schneider-electric.com/control)

#### Schneider Electric Industries SAS

Head Office  
35, rue Joseph Monier  
F-92500 Rueil-Malmaison  
France

The information provided in this documentation contains general descriptions and/or technical characteristics of the performance of the products contained herein. This documentation is not intended as a substitute for and is not to be used for determining suitability or reliability of these products for specific user applications. It is the duty of any such user or integrator to perform the appropriate and complete risk analysis, evaluation and testing of the products with respect to the relevant specific application or use thereof. Neither Schneider Electric nor any of its affiliates or subsidiaries shall be responsible or liable for misuse of the information contained herein.

Design: Schneider Electric  
Photos: Schneider Electric