Control and signaling units Ø 22

Harmony® XB5 Plastic

Catalog

January 2017

Life Is On | Schneider Electric

Quick access to Product information

Select your Catalogue, your Training

With just 3 clicks, you can reach the 7,000 pages of the Industrial Automation & Control catalogue, in both English and French.

- Digi-Cat is available on a USB key (for PC). To get your Digi-Cat, please contact your local center
- Download Digi-Cat from this address:

http://digi-cat.schneider-electric.com/download.html

Find your training

- Find the right training for your needs
- Locate the training center with the selector tool, using this address:

http://www.schneider-electric.com/b2b/en/services/training/technical-training.jsp

then click on Find your training center

Life Is On | Schneider Electric

General contents

Harmony® XB5 plastic

Selection guide . . . . . *page 2*

■ **Presentation**

□ Presentation ..... *page 4*

□ Installation, mounting, and environment ..... *page 5*

□ Application ..... *page 6*

■ **Description** ..... *page 7*

□ Complete units ..... *page 8*

□ Sub-assemblies ..... *page 10*

■ **Installation**

□ Contact mounting - Contact sequence ..... *page 14*

■ **References**

□ Spring return, pushbuttons ..... *page 16*

□ Illuminated pushbuttons, spring return

- With integral LED ..... *page 21*
- With BA 9s base fitting ..... *page 23*

□ Multiple-headed pushbuttons, spring return ..... *page 26*

□ Mushroom head pushbuttons, spring return type or latching type ..... *page 28*

□ Emergency stop and Emergency switching off functions ..... *page 30*

□ Emergency stop with safety contacts ..... *page 31*

□ General safe stop ..... *page 31*

□ Circular yellow legends for Emergency stop ..... *page 31*

□ Pushbuttons and Illuminated pushbuttons, push-push ..... *page 32*

□ Pushbuttons, "push-turn to release" ..... *page 33*

□ Selector switches with standard handle or with long handle ..... *page 34*

□ Key switches ..... *page 36*

□ Selector switches with knurled knob - Toggle switches ..... *page 37*

□ Illuminated selector switches, with standard handle, and integral LED ..... *page 38*

□ Pilot lights

- With integral LED ..... *page 40*
- Integral LED and with BA 9s base fitting ..... *page 42*

□ Specific functions

- Manual overload reset pushbuttons, potentiometers ..... *page 43*
- Timers, hour counters, annunciators, USB/RJ45 ports, and fuse carrier ..... *page 44*
- Joystick controllers with screw clamp terminal connections ..... *page 45*

□ Contact and illuminated functions (blocks & bodies)

- With screw clamp terminal connections ..... *page 47*
- With spring clamp terminal connections ..... *page 49*
- For printed circuit board ..... *page 50*
- With Faston or plug-in connectors ..... *page 51*

□ Body/contact assemblies and light blocks

- With integral LED ..... *page 53*
- With BA 9s base fitting ..... *page 57*

□ Accessories

- For heads ..... *page 59*
- Legends and legend holders ..... *page 63*
- For pushbuttons ..... *page 69*

■ **Product reference index** ..... *page 73*

Control and signaling units

Type of products		Pilot lights	Pushbuttons, selector switches and pilot lights			Biometric switches
Description of range		■ LED pilot lights	■ Pushbuttons ■ Multiple-headed pushbuttons ■ Emergency Stop pushbuttons ■ Selector switches and key switches ■ Illuminated pushbuttons ■ Pilot lights			Fingerprint readers 24V ⎓ ■ Stand-alone biometric switches ■ Stand-alone USB biometric switches ■ USB biometric switches dedicated to Schneider HMI *(1)*
Features	Products	Monolithic, compact, low consumption	Complete units or sub-assemblies (body + head)			Monolithic
	Bezel	Double insulated	Double insulated *(3)*	Metal, chromium plated or black	Double insulated	Double insulated, dark grey
	Shape of head	Circular	Circular, square or rectangular	Circular	Circular or square	–
Drilling or cut-out for fixing		Ø 8 mm and Ø 12 mm/*0.315 in. and 0.472 in.*	Ø 16 mm/*0.630 in.*	Ø 22 mm/*0.866 in.*		
Degree of protection	Conforming to IEC 60529	IP 40 IP 65 with seal	IP 65	IP 66, IP 67, IP 69, and IP 69K		IP 65 (control button)
	Conforming to UL 508 and CSA C22-2 N° 14	–	Enclosure type 4, 4X and 13			Enclosure type 12
Cabling		Tags for 2.8 x 0.5 mm/*0.110 x 0.020 in.* connectors or threaded connector	Faston connectors Solder pins for printed circuit boards *(3)* Fast connector socket *(4)*	Spring clamp terminal connections Screw clamp terminal connections Faston connectors Connector with adapter for printed circuit board		Cable or connectors
Mounting	Panel thickness	1…8 mm/ *0.039…0.315 in.*	1…6 mm/*0.039…0.236 in.*			
Type references		**XVLA**	**XB6, XB6E**	**XB4**	**XB5**	**XB5S**

(1) Compatible with Magelis iPC, STU, OT, GXO, GT (except GT1000 series), GK, GH, and GTO models.
(2) Wireless and batteryless pushbutton and receiver ready-paired at the factory.

Wireless and batteryless pushbuttons	Pushbuttons, selector switches and pilot lights	Joystick controllers			Pushbuttons, selector switches and pilot lights	Cam switches
■ Wireless and batteryless pushbuttons and rope pull switch ■ Configurable receivers ■ Access point ■ Relay-antenna ■ Mobile handy box or plastic boxes for wall mounting	■ Pushbuttons ■ Emergency Stop and Emergency switching off pushbuttons ■ Selector switches and key switches ■ Illuminated pushbuttons ■ Pilot lights	■ 2 or 4 direction ■ Stay put or spring return			■ Pushbuttons ■ Emergency Stop buttons ■ Selector switches and key switches ■ Illuminated pushbuttons ■ Pilot lights	■ Switches ■ Stepping switches ■ Reversing and changeover switches ■ Ammeter switches ■ Voltmeter switches ■ Reversing switches ■ Star-delta and reversing star-delta switches ■ Pole change switches
Ready-to-use packs *(2)* and "components" range	Monolithic	Complete units or sub-assemblies (body + head with lever)			Complete units or sub-assemblies (body + head)	Complete units or sub-assemblies (body + front panel+ head)
Metal, chromium plated or double insulated, black	Double insulated, dark grey (or white for pilot lights)	Metal, chromium plated		Double insulated, black	Metal, chromium plated or double insulated, black	
Transmitter with circular head	Circular	Circular			Hexagonal	Square
Ø 22 mm/*0.866 in.*					Ø 30 mm/*1.181 in.*	Ø 16 or Ø 22 mm/*0.630 or 0.866 in.*: series K10 Ø 22 mm/*0.866 in.* and multifixing: series K1/K2 4 holes, 48 or 68 centres: series K30…K150
IP 65	IP 65 (control buttons and pilot lights) IP 54 (Emergency switching off pushbuttons)	IP 65	IP 66	IP 65	IP 66	IP 65: series K10 IP 40, IP 65 with seal: series K1/K2 IP 40: series K30…K150
Enclosure type 12	Enclosure type 3 (pushbuttons and Emergency stop) and 4 (pilot lights)	Enclosure type 4, 4X and 13			Enclosure type 4 and 13 (9001K) Enclosure type 4, 4X, 13 (9001SK)	–
Wireless (transmitter) Through cable (receiver)	Screw and captive clamp terminal connections Faston clip connections (pilot lights)	Screw and captive clamp terminal connections				
1…6 mm/*0.039…0.236 in.*						0.5…6 mm/*0.020…0.236 in.* (depending on model)
XB5R, XB4R	**XB7**	**XD4PA**	**XD2GA**	**XD5PA**	**9001K, 9001SK**	**K10, K1, K2, K30, K50, K63, K115, K150**

(3) For Harmony XB6 only.
(4) For Harmony XB6E only.

Presentation

The Harmony® XB5 plastic range of modular control and signaling units combines simplicity of installation, flexibility, and robustness. It meets the requirements of the majority of industrial applications. These units are either complete products or separate components for customer assembly.

This range includes:

■ Pushbuttons, selector/key switches, Emergency stop functions, and multiple-headed pushbuttons designed for parameter settings, adjustments, and start/stop control of machines and installations

■ Pilot lights, illuminated pushbuttons, illuminated selector switches, and illuminated Emergency stop functions designed for visual signaling

■ Various accessories including:

□ Flush mounting kits:
- redesigned, improving the look of the control panel
- quick and easy installation in a 30.5 mm/*1.20 in.* hole making it compatible with 22 mm/*0.87 in.* devices
- a cost-effective solution, as the control devices and the operating modes of the machine do not change

□ Other accessories: protective covers, legends and legend holders, pushbutton caps, boots, bulbs, etc.

The pushbutton and switch control offer (illuminated and non-illuminated) is both broad and comprehensive:

■ Pushbuttons, spring return with flush push, projecting push, recessed push, booted flush push, or mushroom head
■ Emergency stop pushbuttons with 3 types of head: push-pull, turn to release, and key release
■ Pilot lights and illuminated pushbuttons with integral LED and BA 9s base fitting bulbs
■ Selector switches with different types of operator: standard handle, long handle, knurled knob, or key
■ Choice of heads: square, circular, rectangular, double-head/triple-head rectangular, or toggle
■ Colors of push: white, black, green, orange, blue, red, or yellow
■ Connection type: screw clamp connector, faston connector, spring terminal, or for printed circuit board
■ Contact blocks for general purpose or specific applications (low current, standard or high power switching)
■ Choice of heads to meet the majority of industrial needs: from the most basic pushbuttons and pilot lights, to functions meeting modern machine requirements, such as USB & RJ45 ports
■ Wide choice of accessories and spare parts
■ Other specific functions: complete potentiometer, hour counters, annunciator, or joystick controllers

Innovative complementary offers are also available:

■ Control and signaling units for severe applications
■ Wireless and batteryless pushbuttons
■ Biometric switches

Installation

Harmony XB5 products are both simple and quick to install:
■ Mounting by single installer (self-maintaining of the head in its cut-out)
■ Clip-together component system (head, body, contact blocks, and LED)
■ Attached using a single locking screw
■ Anti-loosening system for screw clamp terminals on contact blocks

Mounting

An ingenious locking system consists of a snap-fit assembly method for the pushbutton head and body, tightened with a single screw, providing an easy yet secure mounting.

Environment

The performance of the Harmony XB5 range meets the most demanding international standards and approvals:

■ Certified and approved for meeting requirements throughout all continents: EN/IEC, CE marking, UL, CSA, CCC, EAC, JIS, NEMA, and marine approvals
■ Protection against the intrusion of solid objects, dust, and water: IP 66, 67, 69, 69K, type 4X
■ Operating temperature range from -40 °C to +70 °C/*-40 °F to +158 °F* for outdoor applications
■ High chemical robustness
■ Shock protection level up to IK03
■ High vibration resistance with shakeproof connection screws (periodic retightening unnecessary)

Control and signaling units Ø 22

Harmony XB5, plastic

Pushbuttons, switches, and pilot lights

Application

The wide choice of products in this range makes it suitable for the following applications:

■ Industry:
□ Machines and control panels in packaging, material handling, material working, and pumping
□ Extreme environments: food & beverage, water treatment, marine etc.

■ Building and infrastructure:
□ Energy distribution panels, public works, restaurants, commercial buildings, and airports

For more technical information, please refer to the Harmony XB5 products page on the Schneider Electric website.

Control and signaling units Ø 22

Harmony XB5, plastic

Pushbuttons, switches, and pilot lights

Complete units, sub-assemblies

The Ø 22 range of plastic (double insulated) control and signaling units comprises:

Complete units, XB5A

Pushbuttons and switches

Pilot lights

Sub-assemblies, ZB5A



Pushbuttons and switches: body + head sub-assemblies

Pilot lights: body + head sub-assemblies

Component parts and accessories, ZB

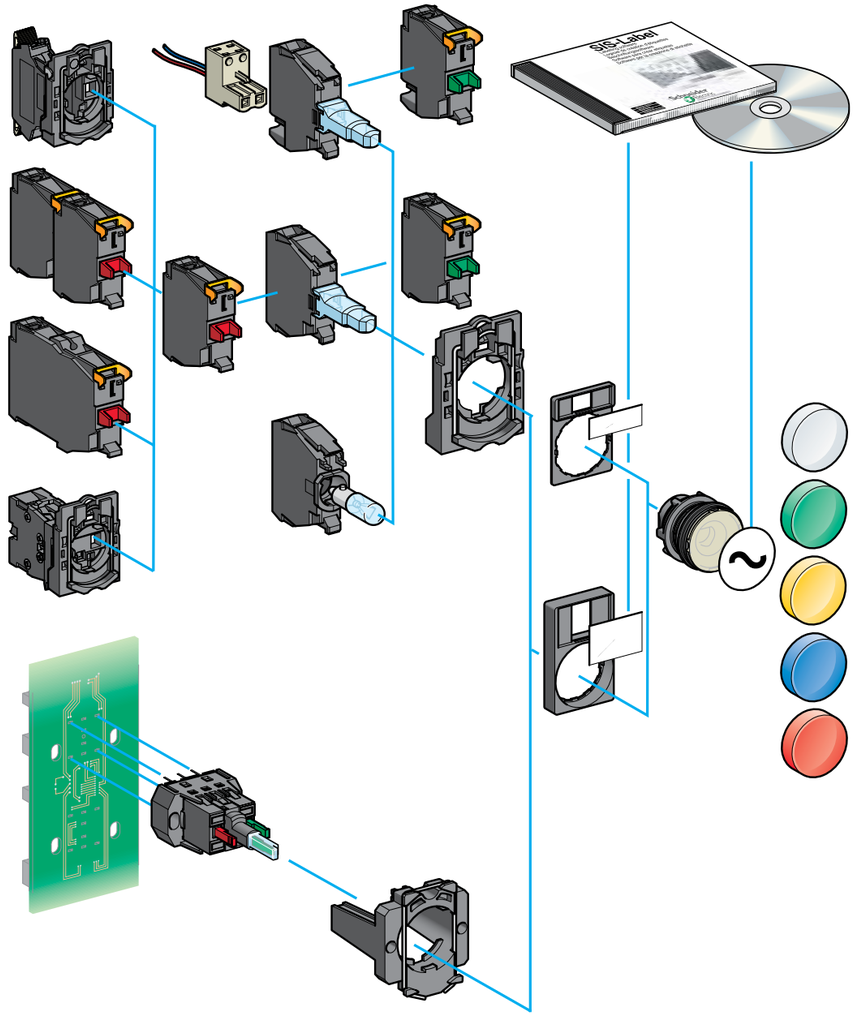

References:
page 16

Control and signaling units Ø 22

Harmony XB5, plastic

Pushbuttons, switches, and pilot lights

Complete units, XB5A

Complete units	Contact functions		
Pushbuttons, spring return	Flush push, unmarked **XB5AA●1/AA42** **see page 16**	Flush push, marked **XB5AA3311/AA33●1** **see page 20**	Projecting push, marked **XB5AL4322** **see page 20**
			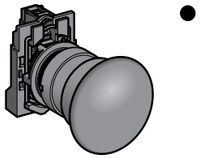
Pushbuttons, spring return	Booted flush push **XB5AP●1/AP42** **see page 19**	Projecting push, unmarked **XB5AL42** **see page 18**	*Ø 40/1.575 in.* Mushroom head **XB5AC21** **see page 28**
	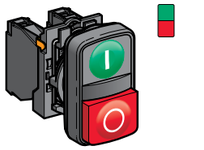	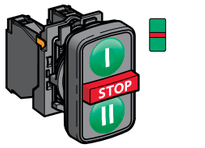	
Multiple-headed pushbuttons, spring return	Double-headed **XB5AL73415** **see page 26**	Triple-headed **XB5AA731327/XB5AA711237** **see page 27**	
			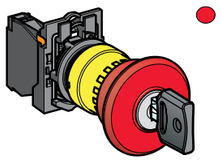
Emergency stop or Emergency switching off mushroom head pushbuttons	Emergency stop trigger action and mechanical latching		
	Ø 40/1.575 in. Push-pull (EN/ISO 13850) **XB5AT845** **see page 30**	*Ø 40/1.575 in.* Turn to release (EN/ISO 13850) **XB5AS8●4** **see page 30**	*Ø 40/1.575 in.* Key release (EN/ISO 13850) **XB5AS9445** **see page 30**
	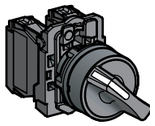		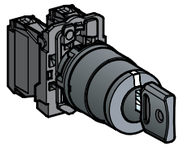
Selector switches and key switches	Standard handle, black **XB5AD●●** **see page 34**	Long handle, black **XB5AJ●●** **see page 35**	Key switch **XB5AG●●** **see page 36**

References:
page 16

Control and signaling units Ø 22
Harmony XB5, plastic
Pushbuttons, switches, and pilot lights
Complete units, XB5A

Complete units (continued)	Signaling functions		
			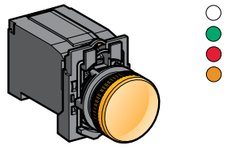
Pilot lights	Integral LED **XB5AVB●/AVG●/AVM●** **see page 40**	For bulb with BA 9s base fitting Direct supply **XB5AV6●** **see page 42**	Via integral transformer **XB5AV3●/AV4●** **see page 42**

Combined functions	Contact and signaling functions		
			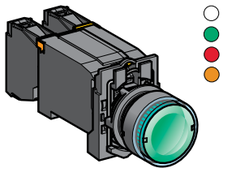
Illuminated pushbuttons, spring return, flush push	Integral LED **XB5AW3●B5/AW3●G5/AW3●M5** **see page 21**	For bulb with BA 9s base fitting Direct supply **XB5AW3●65** **see page 24**	Via integral transformer **XB5AW3●35/AW3●45** **see page 24**
Double-headed pushbuttons, spring return, and pilot light block	Integral LED **XB5AW73731●5** **see page 26**		
Illuminated selector switches, standard handle	Integral LED **XB5AK12●●5, XB5AK13●●5** **see page 38**		

Control and signaling units Ø 22

Harmony XB5, plastic

Pushbuttons, switches, and pilot lights

Sub-assemblies, ZB5A

Non illuminated units for user assembly

Contact functions

Body sub-assemblies | **Head sub-assemblies**

For pushbuttons, spring return, unmarked

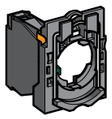

Screw clamp terminals
ZB5AZ10●/AZ141
see page 48

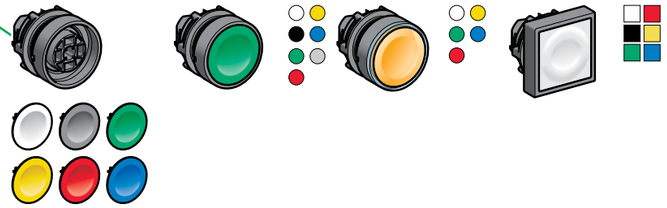

Flush push without cap/with set of 6 caps
ZB5AA0/AA9
see page 16

Flush push
ZB5AA●
see page 16

Flush push for insertion of legend
ZB5AA●8
see page 16

Flush push, cap mounted/not mounted
ZB5CA0/CA●
see page 16

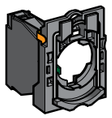

Faston
ZB5AZ10●3
see page 52

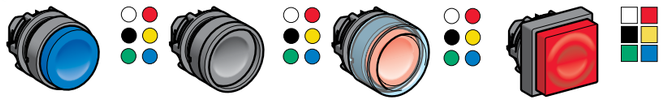

Projecting
ZB5AL●
see page 18

Recessed push
ZB5AA●
see page 17

Booted flush push, for insertion of legend
ZB5AP●●/AP●S
see page 19

Projecting or recessed push
ZB5CA●/CL●
see page 17

For pushbuttons, spring return, marked

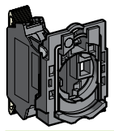

Spring clamp terminals
ZBE10●5
ZB5AZ10●5
see page 50

Flush push
ZB5AA●3●/AA●4●
see page 20

Projecting push
ZB5AL●
see page 20

Flush push
ZB5CA●3●/CA●9●
see page 20

For multiple-headed pushbuttons, spring return

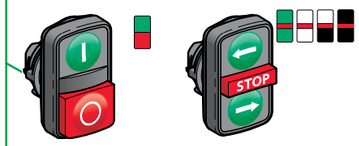

Double-headed
ZB5AA7●●● /AA79
ZB5AL734●
see page 26

Triple-headed
ZB5AA7313●, ZB5AA711●●
ZB5AA72124, ZB5AA791
see page 27

For "push-push to release" pushbuttons

Flush push (caps mounted/not mounted)
ZB5AH●●/CH●●
see page 32

Projecting push
ZB5AH●
see page 32

Flush push (caps mounted/not mounted)
ZB5CH0/CH0●
see page 32

For "push-turn to release" pushbuttons

Key switches
ZB5AFD●
see page 33

Knurled knob *(1)*
ZB5AF
see page 33

(1) Knob positions

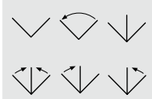

References:
page 16

Control and signaling units Ø 22

Harmony XB5, plastic

Pushbuttons, switches, and pilot lights

Sub-assemblies, ZB5A

Non illuminated units for user assembly (continued)

Contact functions (continued)

Body sub-assemblies | **Head sub-assemblies**

For mushroom head pushbuttons

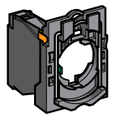

Screw clamp terminals
ZB5AZ10●/AZ141
see page 48

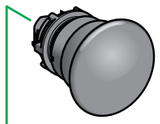

Ø 30 mm/*1.18 in.*
Ø 40 mm/*1.57 in.*
Ø 60 mm/*2.36 in.*

Spring
ZB5AC●/AR●
see page 28



Ø 30 mm/*1.18 in.*
Ø 40 mm/*1.57 in.*
Ø 60 mm/*2.36 in.*

Latching
ZB5A●2/AS●2/AS55
see page 29

For Emergency stop or Emergency switching off mushroom head pushbuttons

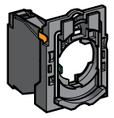

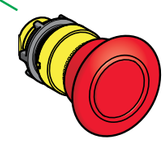

Ø 30 mm/*1.18 in.*
Ø 40 mm/*1.57 in.*
Ø 60 mm/*2.36 in.*

Push-pull (EN/ISO 13850)
ZB5AT84
see page 30

Push-pull (IEC 60364-5-53)
ZB5AT●/AX●
see page 31



Ø 30 mm/*1.18 in.*
Ø 40 mm/*1.57 in.*
Ø 60 mm/*2.36 in.*

Turn to release (EN/ISO 13850)
ZB5AS8●4
see page 30

Emergency stop trigger action and mechanical latching

Faston
ZB5AZ10●3
see page 52

Emergency switching off mechanical latching

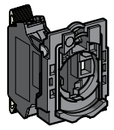

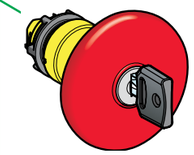

Ø 30 mm/*1.18 in.*
Ø 40 mm/*1.57 in.*
Ø 60 mm/*2.36 in.*

Key release (EN/ISO 13850)
ZB5AS9●4/AS944D, see page 30

Emergency stop trigger action and mechanical latching

Spring clamp terminals
ZBE10●5
ZB5AZ10●5
see page 50

For selector switches and key switches

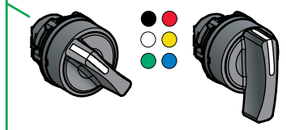

Standard handle *(1)*
ZB5AD●
see page 34

Long black handle *(1)*
ZB5AJ●
see page 35

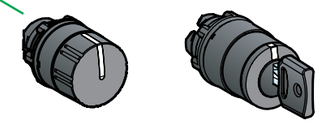

Knurled black knob *(1)*
ZB5AD●9
see page 37

Key switch *(2)*
ZB5AG●●
see page 37

(1) Switch handle and knob positions



(2) Key switch positions
Key withdrawal positions

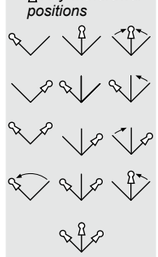

For toggle switches

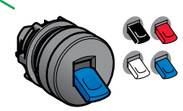

2-position lever *(3)*
ZB5AD●8
see page 37

(3) Lever positions

Pilot lights for user assembly

Signaling functions

Body sub-assemblies with integral LED

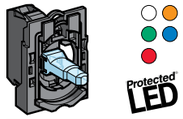

Connection: screw clamp terminals
ZB5AVB●/AVG●/AVM●
see page 56

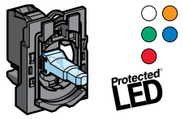

Connection: plug-in connector
Please contact our Customer Care Center

Head sub-assemblies

With lens fitted (insertion of legend)
ZB5AV0●3/AV0●3E, see page 40

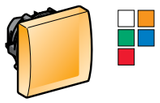

With lens fitted
ZB5CV0●3, see page 40

With 5 lens caps (not fitted) for insertion of legend
ZB5AV003/AV0●3●, see page 40

With 5 separate lens caps, not fitted
ZB5CV003, see page 40

Body sub-assemblies for BA 9s bulb

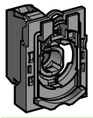

Direct supply
Connection: screw clamp terminals
ZB5AV6, see page 59

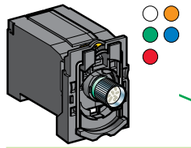

Via integral transformer
Connection: screw clamp terminals
ZB5AV●/AV3D●/AV5D●
see page 59

Head sub-assemblies

With lens fitted
ZB5AV0●, see page 41

Illuminated pushbuttons for user assembly

Combined functions (contact and signaling)

For illuminated pushbuttons, spring return

Body sub-assemblies for BA 9s bulb

Direct supply
Connection: screw clamp terminals
ZB5AW06●, see page 58

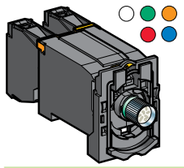

Via integral transformer
Connection: screw clamp terminals
ZB5AW03●/ AW04●/AW05●
see page 58

Head sub-assemblies

Flush
ZB5AW3●/AW3●S, see page 22

Projecting
ZB5AW1●/AW1●S, see page 22

References:
page 16

Illuminated pushbuttons for user assembly

Combined functions (contact and signaling) (continued)

For illuminated pushbuttons, spring return

Body sub-assemblies with integral LED

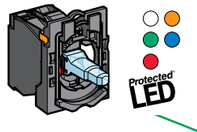

Connection: screw clamp terminals
ZB5AW0B●●/AW0G●●/ AW0M●●
see page 54

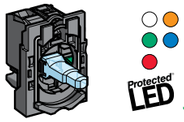

Connection: plug-in connector
Please contact our Customer Care Center

Connection: spring clamp terminals
ZBV ●●5
see page 50

For double-headed pushbuttons, spring return, with pilot light

For illuminated, mushroom head pushbuttons, latching

For illuminated mushroom head pushbuttons
- **Emergency stop with trigger action and mechanical latching**

or
- **Emergency switching off with mechanical latching only**

For illuminated "push-push to release" pushbuttons

For illuminated selector switches, standard handle

Head sub-assemblies

Flush push
Flush push with illuminated ring
ZB5AW3●3/AW3●3S/AW9●3
see page 22

Flush push
for insertion of legend
ZB5AA●8
see page 16

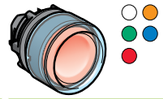

Booted flush push
ZB5AW5●3
see page 22

Projecting push
ZB5AW1●3/AW1●3S
see page 22

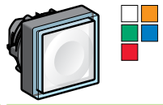

Flush or projecting push
Flush or projecting push for insertion of legend
ZB5CW3●3/CW1●3
see page 22

Double-headed (flush/flush push) + central pilot light
Double-headed (flush/projecting push) + central pilot light
ZB5AW7A17●●, ZB5AW7A374●, ZB5AW7A9, see page 26
ZB5AW7L374●, see page 26



Ø 40/*1.575 in.* Turn to release
ZB5AW7●3, see page 29

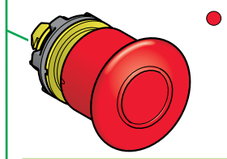

Ø 40/*1.575 in.* Push-pull with mechanical state indicator (EN/ISO 13850)
ZB5AT8643M
see page 30

Ø 40/*1.575 in.* Turn to release (IEC 60364-5-53)
ZB5AW743
see page 31

Flush or projecting "push-push to release"
ZB5AH0●3/AH●3
see page 32

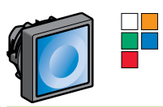

Flush "Push-push to release"
ZB5CH3●3
see page 32

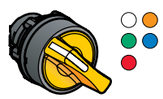

Standard handle *(1)*
ZB5AK1●●3
see page 39

(1) Handle positions

Control and signaling units Ø 22

Harmony XB5 plastic

Contact mounting - Contact sequence

Maximum recommended configurations guaranteeing achievement of catalog characteristics

Unit type (complete units XB5B, heads ZB5B)		Pushbuttons, spring return XB5AA●, ZB5AA●, (except ZB5AA●8) XB5AC●, ZB5AC●, XB5AL●, ZB5AL●, XB5AP●, ZB5AP●, ZB5AR● Triple-headed pushbuttons XB5AA731327, XB5AA711137, ZB5AA7313●, ZB5AA7111●, ZB5AA72124, ZB5AA791	Double-headed pushbuttons XB5AL73415, ZB5AA712●, ZB5A●734●, ZB5AA79	Illuminated pushbuttons, spring return XB5AW●, ZB5AW●, ZB5AA●8 Double-headed pushbuttons + pilot light block XB5AW73731●5, ZB5AW7A17●●, ZB5AW7●374●, ZB5AW7A9
Solution using single contacts		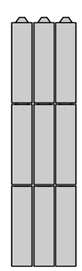	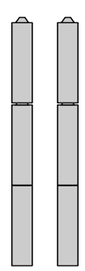	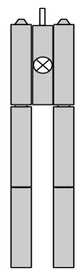
Solution using single and double contacts		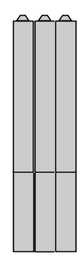	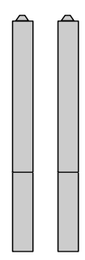	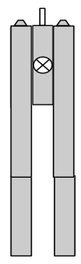
Maximum recommended configurations	Single contacts	9	6	6
	Double contacts + Single contacts	3 + 3	2 + 2	2 + 2
	Light block	–	–	1


Single contact


Double contact

Light block

Possible location

Possible configurations for high power switching contacts *(1) (2)*

High power switching contact blocks with screw clamp terminal connections : ZBE501, ZBE502, ZBE503, ZBE504 and ZBE505
High power switching contact blocks with connection by Faston connectors ZBE5013, ZBE5023, ZBE5033, ZBE5043 and ZBE5053

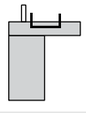	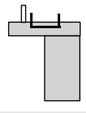	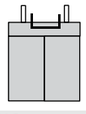
1 NO	1 NC	1 NO + NC 1 NO + NO 1 NC + NC

(1) The configurations are not upgradable and cannot be combined with other types of contact and signaling functions.
(2) High power switching contacts are not compatible with Harmony triple-headed pushbuttons.

Presentation : page 4
References : page 16

Emergency stop or Emergency switching off XB5AT●, ZB5AT●, XB5AS●, ZB5AS●	Selector switches XB5AD●, ZB5AD●, ■ Standard handle XB5AJ●, ZB5AJ●, ■ Long handle ZB5AD●9, ■ Key switch XB5AG●, ZB5AG●			Illuminated selector switches with standard handle XB5AK●, ZB5AK●	Toggle switches ZB5AD●8 Pushbuttons, push-turn to release, knurled operator ZB5AF●, or lockable ZB5FAD●	Pushbuttons, push-push ZB5AH●	Illuminated pusbuttons, push-push ZB5AH●3 ZB5AW743 Illuminated Emergency Stop ZB5AT8643M
	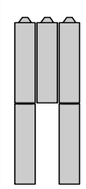	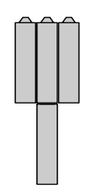	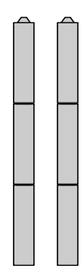	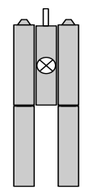	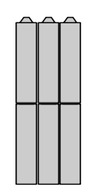	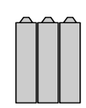	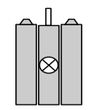
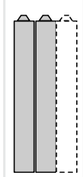		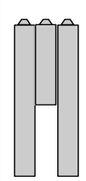	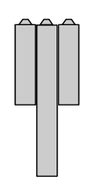	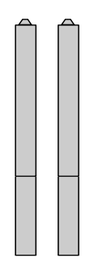	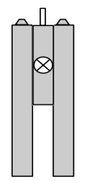	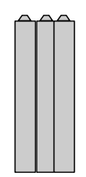	–	–
4	4	5	4	6	4	6	3	2
2 + 0	1 + 2	2 + 1	1 + 2	2 + 2	2 + 0	3 + 0	–	–
–	–	–	–	–	1	–	–	1

Sequence of contacts fitted to selector switch bodies

Unit type			Selector switches											
			2-position						3-position					
			315°			45°			315°			0°			45°		
Push	Position	Top	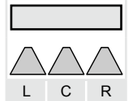						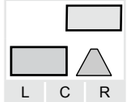			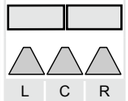			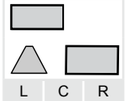		
		Bottom															
	Location		L	C	R	L	C	R	L	C	R	L	C	R	L	C	R
	State		0	0	0	1	1	1	1	1	0	0	0	0	0	1	1
Contacts	NO		□	□	□	■	■	■	■	■	□	□	□	□	□	■	■
	NC		■	■	■	□	□	□	□	□	■	■	■	■	■	□	□

L left, C center, R right
□ open, ■ closed

Control and signaling units Ø 22

Harmony XB5, plastic

Spring return pushbuttons, unmarked

Assembly of other products using:
Body/contact assemblies: see page 47
Accessories: see page 59

101277

XB5AA31

101304

ZB5AA0

101309

ZB5AA5

101322

ZB5AA68

101372

ZB5CA5

Pushbuttons with flush push *(1)*
Screw clamp terminal connections (Schneider Electric anti-loosening system)

Shape of head	Type of push	Type of contact NO	Type of contact NC	Color of push	Reference	Weight kg/*lb*
Complete units						
	Flush	1	–	White	**XB5AA11** (ZB5AZ101 + ZB5AA1)	0.037/*0.082*
				Black	**XB5AA21** (ZB5AZ101 + ZB5AA2)	0.037/*0.082*
				Green	**XB5AA31** (ZB5AZ101 + ZB5AA3)	0.037/*0.082*
				Yellow	**XB5AA51** (ZB5AZ101 + ZB5AA5)	0.037/*0.082*
				Blue	**XB5AA61** (ZB5AZ101 + ZB5AA6)	0.037/*0.082*
		–	1	Red	**XB5AA42** (ZB5AZ102 + ZB5AA4)	0.037/*0.082*
Heads only, circular						
	Without cap *(2)*			–	**ZB5AA0**	0.022/*0.049*
	Flush, with set of 6 colored caps			6 colors *(3)*	**ZB5AA9**	0.027/*0.060*
	Flush			White	**ZB5AA1**	0.018/*0.040*
				Black	**ZB5AA2**	0.018/*0.040*
				Green	**ZB5AA3**	0.018/*0.040*
				Red	**ZB5AA4**	0.018/*0.040*
				Yellow	**ZB5AA5**	0.018/*0.040*
				Blue	**ZB5AA6**	0.018/*0.040*
				Grey	**ZB5AA8**	0.018/*0.040*
	Flush with transparent cap for insertion of legend *(4)*			White	**ZB5AA18**	0.018/*0.040*
				Green	**ZB5AA38**	0.018/*0.040*
				Red	**ZB5AA48**	0.018/*0.040*
				Yellow	**ZB5AA58**	0.018/*0.040*
				Blue	**ZB5AA68**	0.018/*0.040*
	Flush (high bezel)			White	**ZB5AA14**	0.020/*0.044*
				Black	**ZB5AA24**	0.020/*0.044*
				Green	**ZB5AA34**	0.020/*0.044*
				Red	**ZB5AA44**	0.020/*0.044*
				Yellow	**ZB5AA54**	0.020/*0.044*
				Blue	**ZB5AA64**	0.020/*0.044*
Heads only, square						
	Without cap *(2)*			–	**ZB5CA0**	0.022/*0.049*
	Flush			White	**ZB5CA1**	0.019/*0.042*
				Black	**ZB5CA2**	0.019/*0.042*
				Green	**ZB5CA3**	0.019/*0.042*
				Red	**ZB5CA4**	0.019/*0.042*
				Yellow	**ZB5CA5**	0.019/*0.042*
				Blue	**ZB5CA6**	0.019/*0.042*

(1) Recommended maximum number of contacts constituting the body (fixing collar and contact) associated with the head, see page 14.
(2) Colored cap to be ordered separately, see page 60.
(3) Head supplied with 6 different colored caps (white, black, green, red, yellow, or blue) not fitted.
(4) For legend ordering information, see page 69.

Control and signaling units Ø 22
Harmony XB5, plastic
Spring return pushbuttons, unmarked

Assembly of other products using:
Body/contact assemblies: see page 47
Accessories: see page 59

PG113892

ZB5AA16

PG113886

ZB5CA16

Pushbuttons with recessed push *(1)*
High guard

Shape of head	Type of push	Color	Reference	Weight kg/*lb*
Heads only, circular				
	Recessed (high guard)	White	**ZB5AA16**	0.020/*0.044*
		Black	**ZB5AA26**	0.020/*0.044*
		Green	**ZB5AA36**	0.020/*0.044*
		Red	**ZB5AA46**	0.020/*0.044*
		Yellow	**ZB5AA56**	0.020/*0.044*
		Blue	**ZB5AA66**	0.020/*0.044*
Heads only, square				
	Recessed (high guard)	White	**ZB5CA16**	0.012/*0.026*
		Black	**ZB5CA26**	0.012/*0.026*
		Green	**ZB5CA36**	0.012/*0.026*
		Red	**ZB5CA46**	0.012/*0.026*
		Yellow	**ZB5CA56**	0.012/*0.026*
		Blue	**ZB5CA66**	0.012/*0.026*

(1) Recommended maximum number of contacts constituting the body (fixing collar and contact) associated with the head, see page 14.

Control and signaling units Ø 22

Harmony XB5, plastic

Spring return pushbuttons, unmarked

Assembly of other products using:
Body/contact assemblies: see page 47
Accessories: see page 59

101285

XB5AL42

101329

ZB5AL3

110280

ZB5CL1

Pushbuttons with projecting push *(1)*
Screw clamp terminal connections (Schneider Electric anti-loosening system)

Shape of head	Type of push	Type of contact NO	Type of contact NC	Color of push	Reference	Weight kg/*lb*
Complete units						
	Projecting	–	1	Red	**XB5AL42** (ZB5AZ102 + ZB5AL4)	0.038/*0.084*
Heads only, circular						
	Projecting			White	**ZB5AL1**	0.019/*0.042*
				Black	**ZB5AL2**	0.019/*0.042*
				Green	**ZB5AL3**	0.019/*0.042*
				Red	**ZB5AL4**	0.019/*0.042*
				Yellow	**ZB5AL5**	0.019/*0.042*
				Blue	**ZB5AL6**	0.019/*0.042*
Heads only, square						
	Projecting			White	**ZB5CL1**	0.021/*0.046*
				Black	**ZB5CL2**	0.021/*0.046*
				Green	**ZB5CL3**	0.021/*0.046*
				Red	**ZB5CL4**	0.021/*0.046*
				Yellow	**ZB5CL5**	0.021/*0.046*
				Blue	**ZB5CL6**	0.021/*0.046*

(1) Recommended maximum number of contacts constituting the body (fixing collar and contact) associated with the head, see page 14.

Description:
page 5

Control and signaling units Ø 22
Harmony XB5, plastic
Spring return pushbuttons, unmarked

Assembly of other products using:
Body/contact assemblies: see page 47
Combined sub-assemblies: see page 53
Accessories: see page 59

101287

XB5AP51

110267

ZB5AP4

103545

ZB5AP2S

110266

ZB5AP383

Pushbuttons with booted head *(1)*
Screw clamp terminal connections (Schneider Electric anti-loosening system)

Shape of head	Type of push	Type of contact NO	Type of contact NC	Color of push	Reference	Weight kg/*lb*
Complete units						
	Booted, clear silicone (color of push unobscured)	1	–	Black	**XB5AP21** (ZB5AZ101 + ZB5AP2)	0.039/*0.086*
				Green	**XB5AP31** (ZB5AZ101 + ZB5AP3)	0.039/*0.086*
				Yellow	**XB5AP51** (ZB5AZ101 + ZB5AP5)	0.039/*0.086*
				Blue	**XB5AP61** (ZB5AZ101 + ZB5AP6)	0.039/*0.086*
		–	1	Red	**XB5AP42** (ZB5AZ102 + ZB5AP4)	0.039/*0.086*
Silicone booted heads only, with increased protection (IP 69K)						
Flush	**Clear boot** *(2)* For insertion of protected legend within head *(3)*			White	**ZB5AP18**	0.023/*0.051*
				Green	**ZB5AP38**	0.023/*0.051*
				Red	**ZB5AP48**	0.023/*0.051*
				Yellow	**ZB5AP58**	0.023/*0.051*
				Blue	**ZB5AP68**	0.023/*0.051*
Projecting	**Clear boot** *(2)*			White	**ZB5AP1**	0.014/*0.031*
				Black	**ZB5AP2**	0.014/*0.031*
				Green	**ZB5AP3**	0.014/*0.031*
				Red	**ZB5AP4**	0.014/*0.031*
				Yellow	**ZB5AP5**	0.014/*0.031*
				Blue	**ZB5AP6**	0.014/*0.031*
Silicone booted heads only, standard for mouting with legend holder (IP 66)						
Flush	**Colored boot** *(4)*			White	**ZB5AP1S**	0.021/*0.046*
				Black	**ZB5AP2S**	0.021/*0.046*
				Green	**ZB5AP3S**	0.021/*0.046*
				Red	**ZB5AP4S**	0.021/*0.046*
				Yellow	**ZB5AP5S**	0.021/*0.046*
				Blue	**ZB5AP6S**	0.021/*0.046*
	Clear membrane *(4)* For insertion of protected legend within head *(3)*			White	**ZB5AP183**	0.010/*0.022*
				Green	**ZB5AP383**	0.010/*0.022*
				Red	**ZB5AP483**	0.010/*0.022*
				Yellow	**ZB5AP583**	0.010/*0.022*
				Blue	**ZB5AP683**	0.010/*0.022*

(1) Recommended maximum number of contacts constituting the body (fixing collar and contact) associated with the head, see page 14.
(2) Permissible panel thickness 1 to 5 mm/0.039 to 0.197 in., cannot be used with legend holders.
(3) To order a legend for insertion within the head, see page 69.
(4) Replacement of silicone protection element without dismantling head, see page 62.

Control and signaling units Ø 22

Harmony XB5, plastic

Spring return pushbuttons, marked

Assembly of other products using:
Body/contact assemblies: see page 47
Accessories: see page 59

101276

XB5AA4322

101307

ZB5AA331

101308

ZB5AA432

110316

ZB5CA432

101328

ZB5AL232

Pushbuttons with flush or projecting push *(1)*
Screw clamp terminal connections (Schneider Electric anti-loosening system)

Shape of head	Type of push	Type of contact NO	Type of contact NC	Marking Text (color)	Color of push	Reference	Weight kg/*lb*
Complete units							
	Flush	1	–	"I" (white)	Green	**XB5AA3311** (ZB5AZ101 + ZB5AA331)	0.037/*0.082*
	Flush	–	1	"O" (white)	Red	**XB5AA4322** (ZB5AZ102 + ZB5AA432)	0.037/*0.082*
	Projecting	–	1	"O" (white)	Red	**XB5AL4322** (ZB5AZ102 + ZB5AL432)	0.037/*0.082*
	Flush *(2)*	1	–	↑ (black)	White	**XB5AA3341** (ZB5AZ101 + ZB5AA334)	0.037/*0.082*
	Flush *(2)*	1	–	↓ (white)	Black	**XB5AA3351** (ZB5AZ101 + ZB5AA335	0.037/*0.082*
Heads only, circular							
	Flush			"I" (white)	Green	**ZB5AA331**	0.018/*0.040*
				"I" (black)	White	**ZB5AA131**	0.018/*0.040*
				"II" (white)	Green	**ZB5AA336**	0.018/*0.040*
				"II" (black)	White	**ZB5AA136**	0.018/*0.040*
				"START" (white)	Green	**ZB5AA333**	0.018/*0.040*
				"START" (black)	White	**ZB5AA133**	0.018/*0.040*
				"ON" (white)	Green	**ZB5AA341**	0.018/*0.040*
				"ON" (black)	White	**ZB5AA141**	0.018/*0.040*
				"MARCHE" (white)	Green	**ZB5AA342**	0.018/*0.040*
				"MARCHE" (black)	White	**ZB5AA142**	0.018/*0.040*
				(white)	Black	**ZB5AA245**	0.018/*0.040*
				(black)	White	**ZB5AA145**	0.018/*0.040*
				"O" (white)	Red	**ZB5AA432**	0.018/*0.040*
					Black	**ZB5AA232**	0.018/*0.040*
				"ARRET" (white)	Red	**ZB5AA433**	0.018/*0.040*
					Black	**ZB5AA233**	0.018/*0.040*
				"STOP" (white)	Red	**ZB5AA434**	0.018/*0.040*
					Black	**ZB5AA234**	0.018/*0.040*
				"OFF" (white)	Red	**ZB5AA435**	0.018/*0.040*
					Black	**ZB5AA235**	0.018/*0.040*
				UP (black)	White	**ZB5AA343**	0.018/*0.040*
				Down (white)	Black	**ZB5AA344**	0.018/*0.040*
				↑ (black) *(2)*	White	**ZB5AA334**	0.018/*0.040*
				↓ (white) *(2)*	Black	**ZB5AA335**	0.018/*0.040*
Heads only, square							
	Flush *(2)*			"I" (white)	Green	**ZB5CA331**	0.019/*0.042*
				"O" (white)	Red	**ZB5CA432**	0.019/*0.042*
				"+" (white)	Black	**ZB5CA2934**	0.019/*0.042*
				↑ (white)	Black	**ZB5CA2912**	0.019/*0.042*
				"R" (white)	Blue	**ZB5CA6939**	0.019/*0.042*
Heads only, circular							
	Projecting *(2)*			"O" (white)	Red	**ZB5AL432**	0.019/*0.042*
					Black	**ZB5AL232**	0.019/*0.042*
				"ARRET" (white)	Red	**ZB5AL433**	0.019/*0.042*
					Black	**ZB5AL233**	0.019/*0.042*
				"STOP" (white)	Red	**ZB5AL434**	0.019/*0.042*
					Black	**ZB5AL234**	0.019/*0.042*
				"OFF" (white)	Red	**ZB5AL435**	0.019/*0.042*
					Black	**ZB5AL235**	0.019/*0.042*

(1) Recommended maximum number of contacts constituting the body (fixing collar and contact) associated with the head, see page 14.
(2) Product supplied with cap not clipped-in, allowing orientation through 360° in 90° steps.

Presentation:
page 4

Control and signaling units Ø 22

Harmony XB5, plastic

Illuminated pushbuttons, spring return, with integral LED

Assembly of other products using:
Body/contact assemblies: see page 47
Accessories: see page 59

101295

XB5AW31B5

101297

XB5AW34G5

Illuminated pushbuttons with flush push *(1)*
Screw clamp terminal connections (Schneider Electric anti-loosening system)

Shape of head	Description	Type of contact NO	Type of contact NC	Supply voltage V	Color of push	Reference	Weight kg/*lb*
Complete units - With plain lens							
Protected LED	**Integral LED**	1	1	24 ⎓ 50/60 Hz	White	**XB5AW31B5** (ZB5AW0B15 + ZB5AW313)	0.056/*0.123*
					Green	**XB5AW33B5** (ZB5AW0B35 + ZB5AW333)	0.056/*0.123*
					Red	**XB5AW34B5** (ZB5AW0B45 + ZB5AW343)	0.056/*0.123*
					Orange	**XB5AW35B5** (ZB5AW0B55 + ZB5AW353)	0.056/*0.123*
					Blue	**XB5AW36B5** (ZB5AW0B65 + ZB5AW363)	0.056/*0.123*
				110...120 ∿ 50/60 Hz	White	**XB5AW31G5** (ZB5AW0G15 + ZB5AW313)	0.056/*0.123*
					Green	**XB5AW33G5** (ZB5AW0G35 + ZB5AW333)	0.056/*0.123*
					Red	**XB5AW34G5** (ZB5AW0G45 + ZB5AW343)	0.056/*0.123*
					Orange	**XB5AW35G5** (ZB5AW0G55 + ZB5AW353)	0.056/*0.123*
					Blue	**XB5AW36G5** (ZB5AW0G65 + ZB5AW363)	0.056/*0.123*
				230…240 ∿ 50/60 Hz	White	**XB5AW31M5** (ZB5AW0M15 + ZB5AW313)	0.056/*0.123*
					Green	**XB5AW33M5** (ZB5AW0M35 + ZB5AW333)	0.056/*0.123*
					Red	**XB5AW34M5** (ZB5AW0M45 + ZB5AW343)	0.056/*0.123*
					Orange	**XB5AW35M5** (ZB5AW0M55 + ZB5AW353)	0.056/*0.123*
					Blue	**XB5AW36M5** (ZB5AW0M65 + ZB5AW363)	0.056/*0.123*

(1) Recommended maximum number of contacts constituting the body (fixing collar and contact) associated with the head, see page 14.

Control and signaling units Ø 22

Harmony XB5, plastic

Illuminated pushbuttons, spring return, with integral LED

Assembly of other products using:
Combined sub-assemblies: see page 53
Accessories: see page 59

101349

ZB5AW313

101322

ZB5AW363

110406

ZB5CW313

PG115062

ZB5CW3136

Illuminated pushbuttons with flush push *(1)*

Shape of head	Type of push	Color	Reference	Weight kg/*lb*
Heads only, circular *(2)* **- With plain lens**				
Protected LED	**Flush**	White	**ZB5AW313**	0.017/*0.037*
		Green	**ZB5AW333**	0.017/*0.037*
		Red	**ZB5AW343**	0.017/*0.037*
		Orange	**ZB5AW353**	0.017/*0.037*
		Yellow	**ZB5AW383**	0.017/*0.037*
		Blue	**ZB5AW363**	0.017/*0.037*
Protected LED	**Flush with illuminated ring**	White	**ZB5AW913**	0.016/*0.035*
		Green	**ZB5AW933**	0.016/*0.035*
		Red	**ZB5AW943**	0.016/*0.035*
		Orange	**ZB5AW953**	0.016/*0.035*
		Yellow	**ZB5AW983**	0.016/*0.035*
		Blue	**ZB5AW963**	0.016/*0.035*
Protected LED	**Flush with clear boot (IP 69 K)**	White	**ZB5AW513**	0.019/*0.042*
		Green	**ZB5AW533**	0.019/*0.042*
		Red	**ZB5AW543**	0.019/*0.042*
		Orange	**ZB5AW553**	0.019/*0.042*
		Yellow	**ZB5AW583**	0.019/*0.042*
		Blue	**ZB5AW563**	0.019/*0.042*
Protected LED	**Flush for insertion of legend** *(3)* **(IP 69 K)**	White	**ZB5AA18**	0.018/*0.040*
		Green	**ZB5AA38**	0.018/*0.040*
		Red	**ZB5AA48**	0.018/*0.040*
		Orange	**ZB5AA58**	0.018/*0.040*
		Yellow	**ZB5AA88**	0.018/*0.040*
		Blue	**ZB5AA68**	0.018/*0.040*
Heads only, circular *(2)* **- With grooved lens** *(4)*				
Protected LED	**Flush**	White	**ZB5AW313S**	0.017/*0.037*
		Green	**ZB5AW333S**	0.017/*0.037*
		Red	**ZB5AW343S**	0.017/*0.037*
		Orange	**ZB5AW353S**	0.017/*0.037*
		Yellow	**ZB5AW383S**	0.017/*0.037*
		Blue	**ZB5AW363S**	0.017/*0.037*
Heads only, square *(2)*				
Protected LED	**Flush** (legend can be inserted)	White	**ZB5CW313**	0.023/*0.051*
		Green	**ZB5CW333**	0.023/*0.051*
		Red	**ZB5CW343**	0.023/*0.051*
		Orange	**ZB5CW353**	0.023/*0.051*
		Blue	**ZB5CW363**	0.023/*0.051*
Protected LED	**Flush** (high guard)	White	**ZB5CW3136**	0.014/*0.031*
		Green	**ZB5CW3336**	0.014/*0.031*
		Red	**ZB5CW3436**	0.014/*0.031*
		Orange	**ZB5CW3536**	0.014/*0.031*
		Blue	**ZB5CW3636**	0.014/*0.031*

(1) Recommended maximum number of contacts constituting the body (fixing collar and contact) associated with the head, see page 14.
(2) Only for use with bodies comprising a light source with integral LED.
(3) For legend ordering information, see page 69.
(4) For use in bright ambient light conditions (for example, outdoors in sunlight).

Control and signaling units Ø 22
Harmony XB5, plastic
Illuminated pushbuttons, spring return, with integral LED

Assembly of other products using:
Combined sub-assemblies: see page 53
Accessories: see page 59

101348

ZB5AW143

110412

ZB5CW143

Illuminated pushbuttons with projecting push *(1)*

Shape of head	Type of push	Color	Reference	Weight kg/*lb*
Heads only, circular *(2)* **- With plain lens**				
Protected LED	**Projecting**	White	**ZB5AW113**	0.018/*0.040*
		Green	**ZB5AW133**	0.018/*0.040*
		Red	**ZB5AW143**	0.018/*0.040*
		Orange	**ZB5AW153**	0.018/*0.040*
		Yellow	**ZB5AW183**	0.018/*0.040*
		Blue	**ZB5AW163**	0.018/*0.040*
Heads only, circular *(2)* **- With grooved lens** *(3)*				
Protected LED	**Projecting**	White	**ZB5AW113S**	0.017/*0.037*
		Green	**ZB5AW133S**	0.017/*0.037*
		Red	**ZB5AW143S**	0.017/*0.037*
		Orange	**ZB5AW153S**	0.017/*0.037*
		Yellow	**ZB5AW183S**	0.017/*0.037*
		Blue	**ZB5AW163S**	0.017/*0.037*
Heads only, square *(2)*				
Protected LED	**Projecting** (legend can be inserted)	White	**ZB5CW113**	0.024/*0.053*
		Green	**ZB5CW133**	0.024/*0.053*
		Red	**ZB5CW143**	0.024/*0.053*
		Orange	**ZB5CW153**	0.024/*0.053*
		Blue	**ZB5CW163**	0.024/*0.053*

(1) Recommended maximum number of contacts constituting the body (fixing collar and contact) associated with the head, see page 14.
(2) Only for use with bodies comprising a light source with integral LED.
(3) For use in bright ambient light conditions (for example, outdoors in sunlight).

Control and signaling units Ø 22

Harmony XB5, plastic

Illuminated pushbuttons, spring return,
with BA 9s base fitting

Assembly of other products using:
Combined sub-assemblies: see page 53
Accessories: see page 59

101297

XB5AW3465

101296

XB5AW3335

PG115049

ZB5AW33

Illuminated pushbuttons with flush push *(1)*

Screw clamp terminal connections (Schneider Electric anti-loosening system)

Shape of head	Description	Type of contact NO	Type of contact NC	Supply voltage V	Color of push	Reference	Weight kg/*lb*
Complete units - With plain lens							
	Direct supply for bulb with BA 9s base fitting, 2.4 W max, **(bulb not included)**	1	1	≤ 250	White	**XB5AW3165** (ZB5AW065 + ZB5AW31)	0.057/*0.126*
					Green	**XB5AW3365** (ZB5AW065 + ZB5AW33)	0.057/*0.126*
					Red	**XB5AW3465** (ZB5AW065 + ZB5AW34)	0.057/*0.126*
					Orange	**XB5AW3565** (ZB5AW065 + ZB5AW35)	0.057/*0.126*
	Via integral transformer 1.2 VA, 6 V secondary, incandescent bulb with BA 9s base fitting, **(bulb included)**	1	1	110…120 ∼ 50/60 Hz	White	**XB5AW3135** (ZB5AW035 + ZB5AW31)	0.128/*0.282*
					Green	**XB5AW3335** (ZB5AW035 + ZB5AW33)	0.128/*0.282*
					Red	**XB5AW3435** (ZB5AW035 + ZB5AW34)	0.128/*0.282*
					Orange	**XB5AW3535** (ZB5AW035 + ZB5AW35)	0.128/*0.282*
				230 ∼ 50 Hz 220…240 ∼ 60 Hz	White	**XB5AW3145** (ZB5AW045 + ZB5AW31)	0.129/0.284
					Green	**XB5AW3345** (ZB5AW045 + ZB5AW33)	0.129/0.284
					Red	**XB5AW3445** (ZB5AW045 + ZB5AW34)	0.129/0.284
					Orange	**XB5AW3545** (ZB5AW045 + ZB5AW35)	0.129/0.284
Heads only *(2)* **- With plain lens**							
	Flush				White	**ZB5AW31**	0.018/*0.040*
					Green	**ZB5AW33**	0.018/*0.040*
					Red	**ZB5AW34**	0.018/*0.040*
					Orange	**ZB5AW35**	0.018/*0.040*
					Blue	**ZB5AW36**	0.018/*0.040*
					Clear	**ZB5AW37**	0.018/*0.040*
Heads only *(2)* **- With grooved lens** *(3)*							
	Flush				White	**ZB5AW31S**	0.018/*0.040*
					Green	**ZB5AW33S**	0.018/*0.040*
					Red	**ZB5AW34S**	0.018/*0.040*
					Orange	**ZB5AW35S**	0.018/*0.040*
					Blue	**ZB5AW36S**	0.018/*0.040*
					Clear	**ZB5AW37S**	0.018/*0.040*

(1) Recommended maximum number of contacts constituting the body (fixing collar and contact) associated with the head, see page 14.
(2) Only for use with bodies comprising a light source with BA9s base fitting bulb (incandescent, neon or LED).
(3) For use in bright ambient light conditions (for example, outdoors in sunlight).

Control and signaling units Ø 22
Harmony XB5, plastic
Illuminated pushbuttons, spring return,
with BA 9s base fitting

Assembly of other products using:
Combined sub-assemblies: see page 53
Accessories: see page 59

Illuminated pushbuttons with projecting push *(1)*

Heads only *(2)* **- With plain lens**			
Projecting	White	**ZB5AW11**	0.017/*0.037*
	Green	**ZB5AW13**	0.017/*0.037*
	Red	**ZB5AW14**	0.017/*0.037*
	Orange	**ZB5AW15**	0.017/*0.037*
	Blue	**ZB5AW16**	0.017/*0.037*
	Clear	**ZB5AW17**	0.017/*0.037*
Heads only *(2)* **- With grooved lens** *(3)*			
Projecting	White	**ZB5AW11S**	0.018/*0.040*
	Green	**ZB5AW13S**	0.018/*0.040*
	Red	**ZB5AW14S**	0.018/*0.040*
	Orange	**ZB5AW15S**	0.018/*0.040*
	Blue	**ZB5AW16S**	0.018/*0.040*
	Clear	**ZB5AW17S**	0.018/*0.040*

(1) Recommended maximum number of contacts constituting the body (fixing collar and contact) associated with the head, see page 14.
(2) Only for use with bodies comprising a light source with BA9s base fitting bulb (incandescent, neon or LED).
(3) For use in bright ambient light conditions (for example, outdoors in sunlight).

Control and signaling units Ø 22

Harmony XB5 plastic

Multiple-headed pushbuttons, spring return

User assembly of other units, using:
Body-contacts assemblies: see page 47
Combined sub-assemblies: see page 53

XB5AL73415

ZB5AA7121

ZB5AL7341

XB5AW73731●5

ZB5AW7A1721

ZB5AW7A3741

Double-headed pushbuttons *(1)*

Screw clamp terminal connections (Schneider Electric anti-loosening system)

Shape of head	Description	Type of contact NO	Type of contact NC	Caps *(2)* Marking	Caps *(2)* Background color	Reference	Weight kg/*lb*
Complete units							
	1 flush push, black 1 projecting push, red	1	1	White "I"	Green	**XB5AL73415**	0.053/*0.117*
				White "0"	Red		
Heads only							
	2 flush push, black			Unmarked	White	**ZB5AA7120**	0.023/*0.051*
				Unmarked	Black		
				Black "I"	White	**ZB5AA7121**	0.023/*0.051*
				White "0"	Black		
				Unmarked	Green	**ZB5AA7340**	0.023/*0.051*
				Unmarked	Red		
				Black "➡"	White	**ZB5AA7213**	0.023/*0.051*
				White "⇦"	Black		
				White "I"	Green	**ZB5AA7341**	0.023/*0.051*
				White "0"	Red		
				Without cap *(3)*		**ZB5AA79**	0.023/*0.051*
	1 flush push, black 1 projecting push, red			Unmarked	Green	**ZB5AL7340**	0.023/*0.051*
				Unmarked	Red		
				White "I"	Green	**ZB5AL7341**	0.023/*0.051*
				White "0"	Red		

Double-headed pushbuttons with 1 white central pilot light block *(1)*

Screw clamp terminal connections (Schneider Electric anti-loosening system)

Shape of head	Description	Type of contact NO	Type of contact NC	Caps Marking	Caps Background color	Pilot light voltage V	Reference	Weight kg/*lb*
Complete units								
	1 flush push, black 1 projecting push, red 1 central pilot light block, white	1	1	White "I"	Green	24	**XB5AW73731B5**	0.066/*0.146*
				White "0"	Red			
						120	**XB5AW73731G5**	0.066/*0.146*
						240	**XB5AW73731M5**	0.066/*0.146*
Heads only *(5)*								
	2 flush push, black 1 central pilot light, clear *(4)*			Unmarked	White		**ZB5AW7A1720**	0.023/*0.051*
				Unmarked	Black			
				Black "I"	White		**ZB5AW7A1721**	0.023/*0.051*
				White "0"	Black			
				Unmarked	Green		**ZB5AW7A3740**	0.023/*0.051*
				Unmarked	Red			
				White "I"	Green		**ZB5AW7A3741**	0.023/*0.051*
				White "0"	Red			
				Black "⇧"	Green		**ZB5AW7A1724**	0.023/*0.051*
				White "⇩"	Red			
				Black "+"	White		**ZB5AW7A1715**	0.023/*0.051*
				Black "–"	White			
				Without cap *(3)*			**ZB5AW7A9**	0.023/*0.051*
	1 flush push, black 1 projecting push, red 1 central pilot light, clear *(4)*			Unmarked	Green		**ZB5AW7L3740**	0.023/*0.051*
				Unmarked	Red			
				White "I"	Green		**ZB5AW7L3741**	0.023/*0.051*
				White "0"	Red			

(1) Recommended maximum number of contacts constituting the body (fixing collar and contact) associated with the head, see page 14.
(2) These caps are factory assembled and cannot be removed (risk of damage).
(3) Caps to be ordered separately, see page opposite.
(4) Color of centrally positioned pilot light determined by the color of the LED incorporated in the body sub-assembly.
(5) Only for use with bodies comprising a light source with integral LED.

References

Control and signaling units Ø 22
Harmony XB5 plastic
Multiple-headed pushbuttons, spring return

User assembly of other units, using:
Body-contacts assemblies: see page 47
Combined sub-assemblies: see page 53

XB5AA731327

ZB5AA73133

ZB5AA71124

ZBA7235

ZBA7331

ZBA7432

ZBA709

Triple-headed pushbuttons *(1) (2)*

Screw clamp terminal connections (Schneider Electric anti-loosening system)

Shape of head	Description	Type of contact NO	Type of contact NC	Type of contact NO	Caps *(3)* Marking	Caps *(3)* Background color	Reference	Weight kg/*lb*
Complete units								
	2 flush push, black, 1 central projecting push, marked "Stop" in white	1	1	1	White "I"	Green	**XB5AA731327**	0.063/*0.139*
					White "II"	Green	**XB5AA711237**	0.063/*0.139*
Heads only								
	2 flush push, black 1 central projecting push, red marked "Stop" in white				White "I"	Green	**ZB5AA73132**	0.023/*0.051*
					White "II"	Green		
					White "⇦"	Green	**ZB5AA73133**	0.023/*0.051*
					White "⇨"	Green		
					White "⇧"	Green	**ZB5AA73134**	0.023/*0.051*
					White "⇩"	Green		
					White "+"	Green	**ZB5AA73135**	0.023/*0.051*
					White "–"	Green		
					Black "+"	White	**ZB5AA71115**	0.023/*0.051*
					Black "–"	White		
					Black "➡"	White	**ZB5AA71123**	0.023/*0.051*
					White "⇦"	Black		
					Black "⇧"	White	**ZB5AA71124**	0.023/*0.051*
					White "⇩"	Black		
					White "⇧"	Black	**ZB5AA72124**	0.023/*0.051*
					White "⇩"	Black		
					Without cap *(4)*		**ZB5AA791**	0.023/*0.051*

Specific accessories for multiple-headed pushbuttons

Description	Marking	Background color	Sold in lots of	Reference	Weight kg/*lb*
Caps only for clip-on mounting *(5)* **on: - ZB5AA79 double-headed pushbuttons - ZB5AW7A9 double-headed pushbuttons + central pilot light block - ZB5AA791 triple-headed pushbuttons**	Unmarked	White	10	**ZBA71**	0.010/*0.022*
	"I" Black		10	**ZBA7131**	0.010/*0.022*
	"⇧" Black		10	**ZBA7134**	0.010/*0.022*
	"+" Black		10	**ZBA7138**	0.010/*0.022*
	Unmarked	Black	10	**ZBA72**	0.010/*0.022*
	"O" White		10	**ZBA7232**	0.010/*0.022*
	"+" White		10	**ZBA7233**	0.010/*0.022*
	"⇩" White		10	**ZBA7235**	0.010/*0.022*
	"I" White		10	**ZBA7237**	0.010/*0.022*
	Unmarked	Green	10	**ZBA73**	0.010/*0.022*
	"I" White		10	**ZBA7331**	0.010/*0.022*
	"+" White		10	**ZBA7333**	0.010/*0.022*
	"⇧" White		10	**ZBA7335**	0.010/*0.022*
	"II" White		10	**ZBA7336**	0.010/*0.022*
	Unmarked	Red	10	**ZBA74**	0.010/*0.022*
	"O" White		10	**ZBA7432**	0.010/*0.022*
	Unmarked	Yellow	10	**ZBA75**	0.010/*0.022*
	Unmarked	Blue	10	**ZBA76**	0.010/*0.022*
Silicone boots for 2 flush push *(6)*	–	Clear	10	**ZBA708**	0.055/*0.121*
Silicone boots for 3 pushes *(6)*	–		10	**ZBA709**	0.055/*0.121*
Silicone boots for 1 flush push and 1 projecting push *(6)*	–		10	**ZBA710**	0.055/*0.121*

(1) Recommended maximum number of contacts constituting the body (fixing collar and contact) associated with the head, see page 14.
(2) Not compatible with high power switching contacts and contacts for printed circuit board.
(3) These caps are factory assembled and cannot be removed (risk of damage).
(4) Caps to be ordered separately, see accessories on this page.
(5) Can be clipped-in at 90° steps, through 360°.
(6) Can be replaced without dismantling the head.

Presentation:
page 4

Control and signaling units Ø 22

Harmony XB5, plastic

Mushroom head pushbuttons, spring return

Assembly of other products using:
Body/contact assemblies: see page 47
Accessories: see page 59

PG123039

XB5AC21

101311

ZB5AC24

101310

ZB5AC2

101335

ZB5AR4

540160

ZB5AR216

Mushroom head pushbuttons *(1) (2)*
Screw clamp terminal connections (Schneider Electric anti-loosening system)

Shape of head	Type of push	Type of contact NO	Type of contact NC	Push Diameter Ø mm/*in.*	Push Color	Reference	Weight kg/*lb*
Complete units							
	Mushroom head	1	–	40/*1.575*	Black	**XB5AC21** (ZB5AZ101 + ZB5AC2)	0.062/*0.137*
Heads only							
	Mushroom head			30/*1.181*	Black	**ZB5AC24**	0.027/*0.060*
					Green	**ZB5AC34**	0.027/*0.060*
					Red	**ZB5AC44**	0.027/*0.060*
					Yellow	**ZB5AC54**	0.027/*0.060*
					Blue	**ZB5AC64**	0.027/*0.060*
				40/*1.575*	Black	**ZB5AC2**	0.046/*0.101*
					Green	**ZB5AC3**	0.046/*0.101*
					Red	**ZB5AC4**	0.046/*0.101*
					Yellow	**ZB5AC5**	0.046/*0.101*
					Blue	**ZB5AC6**	0.046/*0.101*
				60/*2.362*	Black	**ZB5AR2**	0.065/*0.143*
					Green	**ZB5AR3**	0.065/*0.143*
					Red	**ZB5AR4**	0.065/*0.143*
					Yellow	**ZB5AR5**	0.065/*0.143*
					Blue	**ZB5AR6**	0.065/*0.143*
				60/*2.362 (3)* Hemispherical	Black	**ZB5AR216**	0.048/*0.106*
					Green	**ZB5AR316**	0.048/*0.106*
					Red	**ZB5AR416**	0.048/*0.106*
					Yellow	**ZB5AR516**	0.048/*0.106*
					Blue	**ZB5AR616**	0.048/*0.106*

(1) These pushbuttons and heads cannot be used for an Emergency stop function. Therefore, it is recommended that a legend with a black or white background is used.
(2) Recommended maximum number of contacts constituting the body (fixing collar and contact) associated with the head, see page 14.
(3) Ergonomic product used in two-handed control applications. Recommended maximum number of contacts constituting the body (fixing collar and contact) associated with the head: 6.

Presentation:
page 4

Control and signaling units Ø 22

Harmony XB5, plastic

Mushroom head pushbuttons, latching

Assembly of other products using:
Body/contact assemblies: see page 47
Accessories: see page 59

110354

ZB5AT2

53568

ZB5AS62

110363

ZB5AS72

110340

ZB5AW733

Mushroom head pushbuttons *(1) (2)*

Shape of head	Type of reset	Push Diameter Ø mm/*in.*	Push Color	Reference	Weight kg/*lb*
Heads only					
	Push-pull	30/*1.181*	Black	**ZB5AT24**	0.044/*0.097*
		40/*1.575*	Black	**ZB5AT2**	0.049/*0.108*
		60/*2.362*	Black	**ZB5AX2**	0.067/*0.148*
	Turn to release	30/*1.181*	Black	**ZB5AS42**	0.040/*0.088*
		40/*1.575*	Black	**ZB5AS52**	0.044/*0.097*
		40/*1.575*	Yellow	**ZB5AS55**	0.044/*0.097*
		60/*2.362*	Black	**ZB5AS62**	0.064/*0.141*
	Key release (key no. 455) (2 keys included with head) *(3) (5)*	30/*1.181*	Black	**ZB5AS72**	0.040/*0.088*
		40/*1.575*	Black	**ZB5AS12** *(4)*	0.044/*0.097*
		60/*2.362*	Black	**ZB5AS22**	0.064/*0.141*

Illuminated mushroom head pushbuttons *(2)*

Shape of head	Type of reset	Push Diameter Ø mm/*in.*	Push Color	Reference	Weight kg/*lb*
Heads only *(6)*					
	Turn to release	40/*1.575*	White	**ZB5AW713**	0.022/*0.049*
			Green	**ZB5AW733**	0.022/*0.049*
			Orange	**ZB5AW753**	0.022/*0.049*
			Blue	**ZB5AW763**	0.022/*0.049*

(1) These pushbuttons and heads cannot be used for an Emergency stop function. Therefore, it is recommended that a legend with a black or white background is used.
(2) Recommended maximum number of contacts constituting the body (fixing collar and contact) associated with the head, see page 14.
(3) For specific keys with other numbers, please contact our Customer Care Center.
(4) Other key numbers:
*- key no. 421E: add suffix **12** to the reference.*
*- key no. 458A: add suffix **10** to the reference.*
*- key no. 520E: add suffix **14** to the reference.*
*- key no. 3131A: add suffix **20** to the reference.*
Example: To order a Ø 40 mm/1.575 in. black mushroom head for a latching pushbutton, with release by key no. 421E, the reference becomes: ZB5AS1212.
(5) The symbol indicates key withdrawal position(s).
(6) Only for use with bodies comprising a light source with integral LED.

Control and signaling units Ø 22

Harmony XB5, plastic

Emergency stop and Emergency switching off functions
Conforming to EN/IEC 60204-1, 60364-5-53,
EN/ISO 13850, and Machinery Directive 2006/42/EC

Assembly of other products using:
Body/contact assemblies: see page 47
Combined sub-assemblies: see page 53
Accessories: see pages 68 and 69

PF513661
XB5AT845

PF513662
XB5AS8445

PF513667
XB5AS9445

PF513664
ZB5AT84

PF513666
ZB5AS844

PF513665
ZB5AS834

PF513663
ZB5AS934

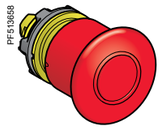
PF513658
ZB5AT8643M

Emergency stop function: Mushroom head Emergency stop trigger action and mechanical latching pushbuttons conform to standards EN/IEC 60204-1 and EN/ISO 13850, to Machinery Directive 2006/42/EC, and to standard EN/IEC 60947-5-5.
Emergency switching off function: Mushroom head switching off mechanical latching pushbuttons conform to standards IEC 60364-5-53 and EN/IEC 60947-5-5.
Please contact our Customer Care Center for an explanation of these standards and directives.

Emergency stop and switching off pushbuttons with trigger action and mechanical latching *(1) (2)*

Screw clamp terminal connections (Schneider Electric anti-loosening system)

Shape of head	Type of reset	Type of contact NO	Type of contact NC	Push Diameter Ø mm/*in.*	Push Color	Reference	Weight kg/*lb*
Complete units							
	Push-pull	–	1	40/*1.575*	Red	**XB5AT842** (ZB5AZ102 + ZB5AT84)	0.065/*0.143*
		1	1	40/*1.575*	Red	**XB5AT845** (ZB5AZ105 + ZB5AT84)	0.076/*0.168*
	Turn to release	–	1	40/*1.575*	Red	**XB5AS8442** (ZB5AZ102 + ZB5AS844)	0.060/*0.132*
		1	1	40/*1.575*	Red	**XB5AS8445** (ZB5AZ105 + ZB5AS844)	0.072/*0.159*
		–	2	40/*1.575*	Red	**XB5AS8444** (ZB5AZ104 + ZB5AS844)	0.072/*0.159*
	Key release (key no. 455) *(3)*	–	1	40/*1.575*	Red	**XB5AS9442** (ZB5AZ102 + ZB5AS944)	0.075/*0.165*
		1	1	40/*1.575*	Red	**XB5AS9445** (ZB5AZ105 + ZB5AS944)	0.112/*0.247*
Heads only							
	Push-pull			30/*1.181*	Red	**ZB5AT844**	0.049/*0.108*
				40/*1.575*	Red	**ZB5AT84**	0.049/*0.108*
				60/*2.362*	Red	**ZB5AX84**	0.067/*0.148*
	Turn to release			30/*1.181*	Red	**ZB5AS834**	0.042/*0.002*
				40/*1.575*	Red	**ZB5AS844**	0.046/*0.002*
	Key release (key no. 455) (2 keys included with head) *(5)(3)*			30/*1.181*	Red	**ZB5AS934**	0.068/*0.003*
				40/*1.575*	Red	**ZB5AS944** *(4)*	0.071/*0.003*
				60/*2.362*	Red	**ZB5AS964**	0.092/*0.004*
	Key release (key no. 4A185) *(5)*			40/*1.575*	Red	**ZB5AS944D**	0.071/*0.003*

Illuminated Emergency stop and Emergency switching off functions, mechanical latching pushbuttons with mechanical state indicator *(1)*

For elevator inspection box applications

Shape of head	Type of reset	Push Diameter Ø mm/*in.*	Push Color	Unit reference	Weight kg/*lb*
Heads only *(6)*					
Protected LED	**Push-pull** *(7)* For Emergency stop and Emergency switching off function	40/*1.575*	Red	**ZB5AT8643M**	0.034/*0.075*

Illuminated Emergency switching off function only, mechanical latching pushbuttons *(1)* **Screw clamp terminal connections** (Schneider Electric anti-loosening system)

Shape of head	Type of reset	Push Diameter Ø mm/*in.*	Push Color	Reference	Weight kg/*lb*
Protected LED	**Turn to release**	40/*1.575*	Red	**ZB5AW743**	0.022/*0.049*

(1) For recommended maximum number of contacts constituting the body (fixing collar and contact) associated with the head, see page 14.
(2) It is recommended that a legend or yellow background is used.
(3) The symbol indicates key withdrawal position(s).
(4) Other key numbers:
*- Key no. 421E: add suffix **12** to the reference.*
*- Key no. 458A: add suffix **10** to the reference.*
*- Key no. 520E: add suffix **14** to the reference.*
*- Key no. 3131A: add suffix **20** to the reference.*
*- Key no. 4A185: add suffix **D** to the reference.*
Example: To order a Ø 40 mm/1.575 in. red mushroom head for a trigger action and mechanical latching Emergency stop pushbutton, with release by key no. 421E, the reference becomes: ZB5AS94412.
(5) For specific keys with other numbers, please contact our Customer Care Center.
(6) Only for use with bodies comprising a light source with integral LED.
(7) Cannot be used with metal guards ZBZ160●.

Control and signaling units Ø 22

Harmony XB5, plastic

Emergency stop and Emergency switching off functions conforming to EN/IEC 60204-1, 60364-5-53, EN/ISO 13850, and Machinery Directive 2006/42/EC
General safe stops
Circular yellow legends for Emergency stop

Assembly of other products using:
Body/contact assemblies: see page 47
Combined sub-assemblies: see page 53
Accessories: see pages 68 and 69

XB5_633_CPSCT16053
XB5AS84449

XB5_633_CPSCT16054
XB5AS86449B4

PF131624A
ZB5AT82Y

PF131626B
ZB5AS942Y

PF131616A
ZBY9121

PF131622A
ZBY9420

107366
ZBZ28

Emergency stop with safety contacts, trigger action and mechanical latching

Screw clamp terminal connection

Shape of head	Type of reset	Type of contact NO	Type of contact NC	Supply voltage V	Push Diameter Ø mm/*in.*	Push Color	Reference	Weight kg/*lb*
Non-illuminated								
	Push-pull and Turn to release	1	2	–	40/*1.575*	Red	**XB5AS84449**	0.090/*0.198*
Illuminated (red)								
	Push-pull and Turn to release	1	2	24 ⎓	40/*1.575*	Red	**XB5AS86449B4**	0.094/*0.207*

General safe stops

General safe stops are used to stop the operation of a machine in a safe manner. These devices cannot be used as Emergency stop and must not be associated with a yellow background. General safe stops comprise a yellow bezel and black head.

Shape of head	Type of reset	Push Diameter Ø mm/*in.*	Push Color	Reference	Weight kg/*lb*
	Push-pull	40/*1.575*	Black	**ZB5AT82Y**	0.050/*0.110*
	Turn to release	40/*1.575*	Black	**ZB5AS842Y**	0.046/*0.101*
	Key release (key no. 455) (2 keys included with head) *(2)*	40/*1.575*	Black	**ZB5AS942Y**	0.071/*0.157*

Circular yellow legends for Emergency stop *(1)*

Description	Marking	Color	Sold in lots of	Reference	Weight kg/*lb*
Ø 60 mm/ *2.362 in.* legend for Emergency stop function	-	Yellow	5	**ZBY9121**	0.007/*0.015*
	EMERGENCY STOP	Yellow	5	**ZBY9320**	0.007/*0.015*
	ARRET D'URGENCE	Yellow	5	**ZBY9120**	0.007/*0.015*
	NOT HALT	Yellow	5	**ZBY9220**	0.007/*0.015*
	PARADA DE EMERGENCIA	Yellow	5	**ZBY9420**	0.007/*0.015*
	ARRESTO DI EMERGENZA	Yellow	5	**ZBY9620**	0.007/*0.015*

Bellows for harsh environments (IP 69K) *(3)*

Description	Material	For use with	Color	Sold in lots of	Unit reference	Weight kg/*lb*
For use in environments subject to humidity, dust, high pressure cleaning, etc.	Silicone	Emergency stop/ switching off function	Black	2	**ZBZ28**	0.009/*0.020*
		Other functions	Yellow	2	**ZBZ58**	0.009/*0.020*

(1) For other legend models for Emergency stop and Emergency switching off function, see page 66 of DIA5D2121212EN, Harmony XB4 catalog.
(2) The symbol indicates key withdrawal position(s).
(3) Not compatible with Ø 30 mm/1.181 in. pushbuttons.

Presentation:
page 4

Control and signaling units Ø 22

Harmony XB5, plastic

Pushbuttons, push-push

Assembly of other products using:
Body/contact assemblies: see page 47
Combined sub-assemblies: see page 53
Accessories: see page 59

101321

ZB5AH04

Pushbuttons with flush push *(1)*

Shape of head	Type of push	Color of push	Reference	Weight kg/*lb*
Heads only, circular				
	Without cap *(2)*	–	**ZB5AH0**	0.018/*0.040*
	Flush	White	**ZB5AH01**	0.018/*0.040*
		Black	**ZB5AH02**	0.018/*0.040*
		Green	**ZB5AH03**	0.018/*0.040*
		Red	**ZB5AH04**	0.018/*0.040*
		Yellow	**ZB5AH05**	0.018/*0.040*
		Blue	**ZB5AH06**	0.018/*0.040*
Heads only, square				
	Without cap *(2)*	–	**ZB5CH0**	0.020/*0.044*
	Flush	White	**ZB5CH01**	0.020/*0.044*
		Black	**ZB5CH02**	0.020/*0.044*
		Green	**ZB5CH03**	0.020/*0.044*
		Red	**ZB5CH04**	0.020/*0.044*
		Yellow	**ZB5CH05**	0.020/*0.044*
		Blue	**ZB5CH06**	0.020/*0.044*

Pushbuttons with projecting push *(1)*

Shape of head	Type of push	Color of push	Reference	Weight kg/*lb*
Heads only, circular				
	Projecting	White	**ZB5AH1**	0.018/*0.040*
		Black	**ZB5AH2**	0.018/*0.040*
		Green	**ZB5AH3**	0.018/*0.040*
		Red	**ZB5AH4**	0.018/*0.040*
		Yellow	**ZB5AH5**	0.018/*0.040*
		Blue	**ZB5AH6**	0.018/*0.040*

XB5_033_CPSCT16038

ZB5AH083

PG113972

ZB5CH343

Illuminated pushbuttons with flush push *(1)*

Shape of head	Type of push	Color of push	Reference	Weight kg/*lb*
Heads only, circular *(3)*				
Protected LED	**Flush**	White	**ZB5AH013**	0.017/*0.037*
		Green	**ZB5AH033**	0.017/*0.037*
		Red	**ZB5AH043**	0.017/*0.037*
		Orange	**ZB5AH053**	0.017/*0.037*
		Yellow	**ZB5AH083**	0.017/*0.037*
		Blue	**ZB5AH063**	0.017/*0.037*
Heads only, square *(3)*				
Protected LED	**Flush**	White	**ZB5CH313**	0.018/*0.040*
		Green	**ZB5CH333**	0.018/*0.040*
		Red	**ZB5CH343**	0.018/*0.040*
		Orange	**ZB5CH353**	0.018/*0.040*
		Blue	**ZB5CH363**	0.018/*0.040*

Illuminated pushbuttons with projecting push *(1)*

Shape of head	Type of push	Color of push	Reference	Weight kg/*lb*
Heads only, circular *(3)*				
Protected LED	**Projecting**	White	**ZB5AH13**	0.017/*0.037*
		Green	**ZB5AH33**	0.017/*0.037*
		Red	**ZB5AH43**	0.017/*0.037*
		Orange	**ZB5AH53**	0.017/*0.037*
		Yellow	**ZB5AH83**	0.017/*0.037*
		Blue	**ZB5AH63**	0.017/*0.037*

(1) Recommended maximum number of contacts constituting the body (fixing collar and contact) associated with the head, see page 14.
(2) Caps to be ordered separately, see page 60.
(3) Only for use with bodies comprising a light source with integral LED.

Control and signaling units Ø 22

Harmony XB5, plastic

Pushbuttons, “push-turn to release”

Assembly of other products using:
body/contact assemblies: see page 47
accessories: see page 59

110320

ZB5AFDA

Pushbuttons with key-operated push *(1)*

Shape of head	Type of push	Locking	Key withdrawal	Reference	Weight kg/*lb*
Heads only					
	Key n° 4A185	Both positions	Both positions	**ZB5AFDA**	0.050/*0.110*
		Actuated position	Actuated position	**ZB5AFDB**	0.050/*0.110*
		Rest position	Rest position	**ZB5AFDC**	0.050/*0.110*
		Actuated position	Both positions	**ZB5AFDD**	0.050/*0.110*
	Key LU1	Both positions	Both positions	**ZB5AFDE01**	0.050/*0.110*
	Key LU2	Both positions	Both positions	**ZB5AFDE02**	0.050/*0.110*
	Key LU3	Both positions	Both positions	**ZB5AFDE03**	0.050/*0.110*
	Key LU4	Both positions	Both positions	**ZB5AFDE04**	0.050/*0.110*
	Key LU5	Both positions	Both positions	**ZB5AFDE05**	0.050/*0.110*
	Key LU6	Both positions	Both positions	**ZB5AFDE06**	0.050/*0.110*
	Key LU7	Both positions	Both positions	**ZB5AFDE07**	0.050/*0.110*
	Key LU8	Both positions	Both positions	**ZB5AFDE08**	0.050/*0.110*
	Key LU9	Both positions	Both positions	**ZB5AFDE09**	0.050/*0.110*
	Key LU10	Both positions	Both positions	**ZB5AFDE10**	0.050/*0.110*
	Key LU11	Both positions	Both positions	**ZB5AFDE11**	0.050/*0.110*
	Key LU12	Both positions	Both positions	**ZB5AFDE12**	0.050/*0.110*
	Key LU13	Both positions	Both positions	**ZB5AFDE13**	0.050/*0.110*
	Key LU14	Both positions	Both positions	**ZB5AFDE14**	0.050/*0.110*
	Key LU15	Both positions	Both positions	**ZB5AFDE15**	0.050/*0.110*

110321

ZB5AF

110322

ZB5AF351

Pushbuttons with knurled push *(1)*

Shape of head	Type of push	Marking	Reference	Weight kg/*lb*
Heads only				
	Knurled without cap *(2)*	–	**ZB5AF**	0.027/*0.060*
	Knurled with marked cap	↑ (white on black background)	**ZB5AF351**	0.030/*0.066*

(1) Recommended maximum number of contacts constituting the body (fixing collar and contact) associated with the head, see page 14.
(2) Colored caps to be ordered separately, see page 60.

Presentation:
page 4

Control and signaling units Ø 22

Harmony XB5, plastic

Selector switches with standard handle

Assembly of other products using:
Body/contact assemblies: see page 47
Accessories: see page 59

XB5AD33

ZB5AD2

Selector switches with standard handle *(1)*
Screw clamp terminal connections (Schneider Electric anti-loosening system)

Shape of head	Type of operator	Type of contact NO	Type of contact NC	Positions Number	Positions Type	Reference	Weight kg/*lb*
Complete units							
	Standard handle, black	1	–	2-position 90°	Stay put	**XB5AD21** (ZB5AZ101 + ZB5AD2)	0.043/*0.095*
		1	–		Spring return from right to left	**XB5AD41** (ZB5AZ101 + ZB5AD4)	0.046/*0.101*
		1	1		Stay put	**XB5AD25** (ZB5AZ105 + ZB5AD2)	0.043/*0.095*
		2	–	3-position ± 45°	Stay put	**XB5AD33** (ZB5AZ103 + ZB5AD3)	0.043/*0.095*
					Spring return to center	**XB5AD53** (ZB5AZ103 + ZB5AD5)	0.043/*0.095*
Heads only							
	Standard handle, black			2-position 90°	Stay put	**ZB5AD2**	0.017/*0.037*
					Spring return from right to left	**ZB5AD4**	0.020/*0.044*
				3-position ± 45°	Stay put	**ZB5AD3**	0.017/*0.037*
					Spring return to center	**ZB5AD5**	0.017/*0.037*
					Spring return from left to center	**ZB5AD7**	0.017/*0.037*
					Spring return from right to center	**ZB5AD8**	0.017/*0.037*

Heads only with other colored handles

Standard handle, White	add suffix **01** to the reference, example: **ZB5AD201**
Standard handle, Green	add suffix **03** to the reference, example: **ZB5AD203**
Standard handle, Red	add suffix **04** to the reference, example: **ZB5AD204**
Standard handle, Yellow	add suffix **05** to the reference, example: **ZB5AD205**
Standard handle, Blue	add suffix **06** to the reference, example: **ZB5AD206**

(1) Recommended maximum number of contacts and sequence of contacts constituting the body (fixing collar and contact) associated with the head, see page 14.

Presentation:
page 4

Control and signaling units Ø 22

Harmony XB5, plastic

Selector switches with long handle

Assembly of other products using:
Body/contact assemblies: see page 47
Accessories: see page 59

ZB5AJ●3

ZB5AJ●

Selector switches with long handle *(1)*
Screw clamp terminal connections (Schneider Electric anti-loosening system)

Shape of head	Type of operator	Type of contact NO	Type of contact NC	Positions Number	Positions Type	Reference	Weight kg/*lb*
Complete units							
	Long handle, black	1	–	2-position 90°	Stay put	**XB5AJ21** (ZB5AZ101 + ZB5AJ2)	0.043/*0.095*
		2	–	3-position ± 45°	Stay put	**XB5AJ33** (ZB5AZ103 + ZB5AJ3)	0.043/*0.095*
					Spring return to center	**XB5AJ53** (ZB5AZ103 + ZB5AJ5)	0.043/*0.095*
Heads only							
	Long handle, black			2-position 90°	Stay put	**ZB5AJ2**	0.017/*0.037*
					Spring return from right to left	**ZB5AJ4**	0.020/*0.044*
				3-position ± 45°	Stay put	**ZB5AJ3**	0.017/*0.037*
					Spring return to center	**ZB5AJ5**	0.017/*0.037*
					Spring return from left to center	**ZB5AJ7**	0.017/*0.037*
					Spring return from right to center	**ZB5AJ8**	0.017/*0.037*

(1) Recommended maximum number of contacts and sequence of contacts constituting the body (fixing collar and contact) associated with the head, see page 14.

Control and signaling units Ø 22

Harmony XB5, plastic

Key switches

Key no. 455, 8D1, 421E, 458A, 520E or 3131A

Assembly of other products using:
Body/contact assemblies: see page 47
Accessories: see page 59

106203

XB5AG●3

106224

ZB5AG2

106223

ZB5AG3

Key switches (1)

Screw clamp terminal connections (Schneider Electric anti-loosening system)

Shape of head	Type of operator	Type of contact NO	Type of contact NC	Positions (2) Number	Positions (2) Type	Reference	Weight kg/*lb*
Complete units							
	Key switch with key no. 455	1	–	2-position 90°	Stay put	**XB5AG21** (ZB5AZ101 + ZB5AG2)	0.831/*1.832*
						XB5AG41 (ZB5AZ101 + ZB5AG4)	0.831/*1.832*
					Spring return to left	**XB5AG61** (ZB5AZ101 + ZB5AG6)	0.870/*1.918*
		2	–	3-position ± 45°	Stay put	**XB5AG03** (ZB5AZ103 + ZB5AG0)	0.831/*1.832*
						XB5AG33 (ZB5AZ103 + ZB5AG3)	0.831/*1.832*
Heads only							
	Key switch with key no. 455 *(3) (4)*			2-position 90°	Stay put	**ZB5AG2**	0.057/*0.126*
						ZB5AG02	0.057/*0.126*
						ZB5AG4	0.057/*0.126*
					Spring return from right to left	**ZB5AG6**	0.061/*0.134*
				3-position ± 45°	Stay put	**ZB5AG0**	0.057/*0.126*
						ZB5AG3	0.057/*0.126*
						ZB5AG5	0.057/*0.126*
						ZB5AG9	0.057/*0.126*
						ZB5AG09	0.057/*0.126*
					Spring return from left to center	**ZB5AG1**	0.057/*0.126*
					Spring return to center	**ZB5AG7**	0.057/*0.126*
					Spring return from right to center	**ZB5AG8**	0.057/*0.126*
						ZB5AG05	0.057/*0.126*
						ZB5AG08	0.057/*0.126*

(1) Recommended maximum number of contacts and sequence of contacts constituting the body (fixing collar and contact) associated with the head, see page 14.
(2) The symbol ⚷ indicates key withdrawal position(s).
(3) Other key numbers:
*- key no. 421E: add suffix **12** to the reference.*
*- key no. 458A: add suffix **10** to the reference.*
*- key no. 520E: add suffix **14** to the reference.*
*- key no. 3131A: add suffix **20** to the reference.*
Example: For a switch head with key no. 421E, 2-position stay put with key withdrawal from the left-hand position, the reference becomes: ZB5AG212.
(4) For specific keys with other numbers, please contact our Customer Care Center.

Description:
page 5

Control and signaling units Ø 22

Harmony XB5, plastic

Key switches with key 8D1

Selector switches with knurled knob - Toggle switches

Assembly of other products using:
Body/contact assemblies: see page 47
Accessories: see page 59

106221

ZB5AD39

535626

ZB5AD28

Key switches (continued) (1)

Screw clamp terminal connections (Schneider Electric anti-loosening system)

Shape of head	Type of operator	Positions (2) Number	Positions (2) Type	Reference	Weight kg/*lb*
	Key switch with key no. 8D1	2-position 90°	Stay put	**ZB5AG2D**	0.057/*0.126*
				ZB5AG02D	0.057/*0.126*
				ZB5AG4D	0.057/*0.126*
			Spring return from right to left	**ZB5AG6D**	0.061/*0.134*
		3-position ± 45°	Stay put	**ZB5AG0D**	0.057/*0.126*
				ZB5AG3D	0.057/*0.126*
				ZB5AG5D	0.057/*0.126*
				ZB5AG9D	0.057/*0.126*
				ZB5AG09D	0.057/*0.126*
				ZB5AG03D	0.057/*0.126*
				ZB5AG04D	0.057/*0.126*
			Spring return from left to center	**ZB5AG06D**	0.057/*0.126*
				ZB5AG1D	0.057/*0.126*
				ZB5AG07D	0.057/*0.126*
			Spring return from right to center	**ZB5AG8D**	0.057/*0.126*
				ZB5AG08D	0.057/*0.126*
				ZB5AG05D	0.057/*0.126*
			Spring return to center	**ZB5AG7D**	0.057/*0.126*

Selector switches with knurled knob (1)

Shape of head	Type of operator	Positions Number	Positions Type	Reference	Weight kg/*lb*
Heads only					
	Black knurled knob	2-position 90°	Stay put	**ZB5AD29**	0.020/*0.044*
			Spring return from right to left	**ZB5AD49**	0.024/*0.053*
		3-position ± 45°	Stay put	**ZB5AD39**	0.020/*0.044*
			Spring return to center	**ZB5AD59**	0.020/*0.044*
			Spring return from left to center	**ZB5AD79**	0.020/*0.044*
			Spring return from right to center	**ZB5AD89**	0.020/*0.044*

Toggle switches (1)

Shape of head	Type of operator	Positions Number	Positions Type	Reference	Weight kg/*lb*
Heads only					
	Black lever	2-position 90°	Stay put	**ZB5AD28**	0.023/*0.051*
			Spring return	**ZB5AD48**	0.023/*0.051*
	White lever	2-position 90°	Stay put	**ZB5AD2801**	0.023/*0.051*
	Red lever	2-position 90°	Stay put	**ZB5AD2804**	0.023/*0.051*
	Blue lever	2-position 90°	Stay put	**ZB5AD2806**	0.023/*0.051*

(1) Recommended maximum number of contacts and sequence of contacts constituting the body (fixing collar and contact) associated with the head, see page 14.
(2) The symbol ⚷ indicates key withdrawal position(s)

Control and signaling units Ø 22

Harmony XB5, plastic

Illuminated selector switches with standard handle, with integral LED

Assembly of other products using:
Combined sub-assemblies: see page 53
Accessories: see page 59

PF106206
XB5AK123B5

PF106209
XB5AK124B5

107753
XB5AK125B5

Illuminated selector switches with standard handle, with integral LED *(1)*

Screw clamp terminal connections (Schneider Electric anti-loosening system)

Shape of head	Type of operator	Type of contact NO	Type of contact NC	Positions Number and Type	Supply voltage V	Color of handle	Reference	Weight kg/*lb*
Complete units								
Protected LED	**Standard handle**	1	1	2-position 90° Stay put	24 ⎓ (50/60 Hz)	Green	**XB5AK123B5** (ZB5AW0B35 + ZB5AK1233)	0.516/*1.138*
						Red	**XB5AK124B5** (ZB5AW0B45 + ZB5AK1243)	0.516/*1.138*
						Orange	**XB5AK125B5** (ZB5AW0B55 + ZB5AK1253)	0.516/*1.138*
					110...120 ∼ (50/60 Hz)	Green	**XB5AK123G5** (ZB5AW0G35 + ZB5AK1233)	0.516/*1.138*
						Red	**XB5AK124G5** (ZB5AW0G45 + ZB5AK1243)	0.516/*1.138*
						Orange	**XB5AK125G5** (ZB5AW0G55 + ZB5AK1253)	0.516/*1.138*
					230...240 ∼ (50/60 Hz)	Green	**XB5AK123M5** (ZB5AW0M35 + ZB5AK1233)	0.516/*1.138*
						Red	**XB5AK124M5** (ZB5AW0M45 + ZB5AK1243)	0.516/*1.138*
						Orange	**XB5AK125M5** (ZB5AW0M55 + ZB5AK1253)	0.516/*1.138*
		1	1	3-position ± 45° Stay put	24 ⎓ (50/60 Hz)	Green	**XB5AK133B5** (ZB5AW0B35 + ZB5AK1333)	0.516/*1.138*
						Red	**XB5AK134B5** (ZB5AW0B45 + ZB5AK1343)	0.516/*1.138*
						Orange	**XB5AK135B5** (ZB5AW0B55 + ZB5AK1353)	0.516/*1.138*
					110...120 ∼ (50/60 Hz)	Green	**XB5AK133G5** (ZB5AW0G35 + ZB5AK1333)	0.516/*1.138*
						Red	**XB5AK134G5** (ZB5AW0G45 + ZB5AK1343)	0.516/*1.138*
						Orange	**XB5AK135G5** (ZB5AW0G55 + ZB5AK1353)	0.516/*1.138*
					230...240 ∼ (50/60 Hz)	Green	**XB5AK133M5** (ZB5AW0M35 + ZB5AK1333)	0.516/*1.138*
						Red	**XB5AK134M5** (ZB5AW0M45 + ZB5AK1343)	0.516/*1.138*
						Orange	**XB5AK135M5** (ZB5AW0M55 + ZB5AK1353)	0.516/*1.138*

(1) Recommended maximum number of contacts constituting the body (fixing collar and contact) associated with the head, see page 14.

Presentation:
page 4

Control and signaling units Ø 22
Harmony XB5, plastic
Illuminated selector switches with standard handle, with integral LED

Assembly of other products using:
Combined sub-assemblies: see page 53
Accessories: see page 59

PF106227
ZB5AK1263

IQPPF106225
ZB5AK1313

XB5_633_CPSCT16033
ZB5AK1783

Illuminated selector switches with standard handle, with integral LED (continued) *(1)*

Shape of head	Type of operator	Positions Number	Positions Type	Color of handle	Reference	Weight kg/*lb*
Heads only *(2)*						
Protected LED	**Standard handle**	2-position 90°	Stay put	White	**ZB5AK1213**	0.016/*0.035*
				Green	**ZB5AK1233**	0.016/*0.035*
				Red	**ZB5AK1243**	0.016/*0.035*
				Orange	**ZB5AK1253**	0.016/*0.035*
				Yellow	**ZB5AK1283**	0.016/*0.035*
				Blue	**ZB5AK1263**	0.016/*0.035*
			Spring return from right to left	White	**ZB5AK1413**	0.017/*0.037*
				Green	**ZB5AK1433**	0.017/*0.037*
				Red	**ZB5AK1443**	0.017/*0.037*
				Orange	**ZB5AK1453**	0.017/*0.037*
				Yellow	**ZB5AK1483**	0.017/*0.037*
				Blue	**ZB5AK1463**	0.017/*0.037*
		3-position ± 45°	Stay put	White	**ZB5AK1313**	0.016/*0.035*
				Green	**ZB5AK1333**	0.016/*0.035*
				Red	**ZB5AK1343**	0.016/*0.035*
				Orange	**ZB5AK1353**	0.016/*0.035*
				Yellow	**ZB5AK1383**	0.016/*0.035*
				Blue	**ZB5AK1363**	0.016/*0.035*
			Spring return to center	White	**ZB5AK1513**	0.016/*0.035*
				Green	**ZB5AK1533**	0.016/*0.035*
				Red	**ZB5AK1543**	0.016/*0.035*
				Orange	**ZB5AK1553**	0.016/*0.035*
				Yellow	**ZB5AK1583**	0.016/*0.035*
				Blue	**ZB5AK1563**	0.016/*0.035*
			Spring return from right to center	White	**ZB5AK1813**	0.016/*0.035*
				Green	**ZB5AK1833**	0.016/*0.035*
				Red	**ZB5AK1843**	0.016/*0.035*
				Orange	**ZB5AK1853**	0.016/*0.035*
				Yellow	**ZB5AK1883**	0.016/*0.035*
				Blue	**ZB5AK1863**	0.016/*0.035*
			Spring return from left to center	White	**ZB5AK1713**	0.016/*0.035*
				Green	**ZB5AK1733**	0.016/*0.035*
				Red	**ZB5AK1743**	0.016/*0.035*
				Orange	**ZB5AK1753**	0.016/*0.035*
				Yellow	**ZB5AK1783**	0.016/*0.035*
				Blue	**ZB5AK1763**	0.016/*0.035*

(1) Recommended maximum number of contacts constituting the body (fixing collar and contact) associated with the head, see page 14.
(2) Only for use with bodies comprising a light source with integral LED.

Control and signaling units Ø 22

Harmony XB5, plastic

Pilot lights with integral LED

Assembly of other products using:
Light block sub-assemblies: see page 55
Accessories: see page 59

101293

XB5AVB1

PF100800

XB5EVG1

Pilot lights with integral LED
Screw clamp terminal connections (Schneider Electric anti-loosening system)

Shape of head	Supply voltage V	Color	Reference for monolithic units	Reference for complete units	Weight kg/*lb*
Complete units (with plain lens)					
Protected LED	24 ⎓ (50/60 Hz)	White	**XB5EVB1**	**XB5AVB1** (ZB5AVB1 + ZB5AV013)	0.038/*0.084*
		Green	**XB5EVB3**	**XB5AVB3** (ZB5AVB3 + ZB5AV033)	0.038/*0.084*
		Red	**XB5EVB4**	**XB5AVB4** (ZB5AVB4 + ZB5AV043)	0.038/*0.084*
		Orange	**XB5EVB5**	**XB5AVB5** (ZB5AVB5 + ZB5AV053)	0.038/*0.084*
		Blue	**XB5EVB6**	**XB5AVB6** (ZB5AVB6 + ZB5AV063)	0.038/*0.084*
		Yellow	**XB5EVB8**	–	0.038/*0.084*
	110...120 ∿ (50/60 Hz)	White	**XB5EVG1**	**XB5AVG1** (ZB5AVG1 + ZB5AV013)	0.038/*0.084*
		Green	**XB5EVG3**	**XB5AVG3** (ZB5AVG3 + ZB5AV033)	0.038/*0.084*
		Red	**XB5EVG4**	**XB5AVG4** (ZB5AVG4 + ZB5AV043)	0.038/*0.084*
		Orange	**XB5EVG5**	**XB5AVG5** (ZB5AVG5 + ZB5AV053)	0.038/*0.084*
		Blue	**XB5EVG6**	**XB5AVG6** (ZB5AVG6 + ZB5AV063)	0.038/*0.084*
		Yellow	**XB5EVG8**	–	0.038/*0.084*
	230...240 ∿ (50/60 Hz)	White	**XB5EVM1**	**XB5AVM1** (ZB5AVM1 + ZB5AV013)	0.038/*0.084*
		Green	**XB5EVM3**	**XB5AVM3** (ZB5AVM3 + ZB5AV033)	0.038/*0.084*
		Red	**XB5EVM4**	**XB5AVM4** (ZB5AVM4 + ZB5AV043)	0.038/*0.084*
		Orange	**XB5EVM5**	**XB5AVM5** (ZB5AVM5 + ZB5AV053)	0.038/*0.084*
		Blue	**XB5EVM6**	**XB5AVM6** (ZB5AVM6 + ZB5AV063)	0.038/*0.084*
		Yellow	**XB5EVM8**	–	0.038/*0.084*

Control and signaling units Ø 22
Harmony XB5, plastic
Pilot lights with integral LED

Assembly of other products using:
Light block sub-assemblies: see page 55
Accessories: see page 59

101342

ZB5AV053

XB5_633_CPSCT16032

ZB5AV083S

101343

ZB5CV063

Pilot lights with integral LED
Screw clamp terminal connections (Schneider Electric anti-loosening system)

Heads only, circular *(1)*

Shape of head	For use with body comprising light source type	Color of lens	Reference	Weight kg/*lb*
■ With plain lens				
	Integral LED only Protected LED	White	**ZB5AV013**	0.017/*0.037*
		Green	**ZB5AV033**	0.017/*0.037*
		Red	**ZB5AV043**	0.017/*0.037*
		Orange	**ZB5AV053**	0.017/*0.037*
		Yellow	**ZB5AV083**	0.017/*0.037*
		Blue	**ZB5AV063**	0.017/*0.037*
		5 colors *(2) (3)*	**ZB5AV003**	0.017/*0.037*
■ With plain lens, for insertion of legend *(3)*				
	Integral LED only Protected LED	White	**ZB5AV013E**	0.017/*0.037*
		Green	**ZB5AV033E**	0.017/*0.037*
		Red	**ZB5AV043E**	0.017/*0.037*
		Orange	**ZB5AV053E**	0.017/*0.037*
		Yellow	**ZB5AV083E**	0.017/*0.037*
		Blue	**ZB5AV063E**	0.017/*0.037*
■ With grooved lens *(4)*				
	Integral LED only Protected LED	White	**ZB5AV013S**	0.017/*0.037*
		Green	**ZB5AV033S**	0.017/*0.037*
		Red	**ZB5AV043S**	0.017/*0.037*
		Orange	**ZB5AV053S**	0.017/*0.037*
		Yellow	**ZB5AV083S**	0.017/*0.037*
		Blue	**ZB5AV063S**	0.017/*0.037*

Heads only, square *(1)*

■ With plain lens				
	Integral LED only Protected LED	White	**ZB5CV013**	0.020/*0.044*
		Green	**ZB5CV033**	0.020/*0.044*
		Red	**ZB5CV043**	0.020/*0.044*
		Orange	**ZB5CV053**	0.020/*0.044*
		Blue	**ZB5CV063**	0.020/*0.044*
		5 colors *(2)*	**ZB5CV003**	0.028/*0.062*

(1) Only for use with bodies comprising a light source with integral LED.
(2) Head supplied with 5 different colored lenses (white, green, red, orange, or blue) not fitted, for insertion of legend.
(3) For legend ordering information, see page 69.
(4) For use in bright ambient light conditions (for example, outdoors in sunlight).

Control and signaling units Ø 22

Harmony XB5, plastic

Pilot lights with integral LED and with BA 9s base fitting

Assembly of other products using:
Light block sub-assemblies: see page 55
Accessories: see page 59

PF080703

XB5AV5B4

Pilot lights with integral LED and transformer (1.2 VA, 24 V secondary)

Screw clamp terminal connections (Schneider Electric anti-loosening system)

Shape of head	Supply voltage V	Color	Reference *(1)*	Weight kg/*lb*
Complete units - With plain lens				
Protected LED	400 ∿ - 50 Hz *(1)*	White	**XB5AV5B1**	0.133/*0.293*
		Green	**XB5AV5B3**	0.133/*0.293*
		Red	**XB5AV5B4**	0.133/*0.293*
		Orange	**XB5AV5B5**	0.133/*0.293*
		Blue	**XB5AV5B6**	0.133/*0.293*

101292

XB5AV63

101291

XB5AV34

Pilot lights with BA 9s base fitting, with plain or grooved lens

Screw clamp terminal connections (Schneider Electric anti-loosening system)

Shape of head	Supply voltage V	Color	Reference	Weight kg/*lb*
Complete units - With plain lens				
■ Direct supply, for BA 9s bulb, U ≤ 250 V, 2.4 W max (bulb not included)				
	≤ 250	White	**XB5AV61** (ZB5AV6 + ZB5AV01)	0.037/*0.082*
		Green	**XB5AV63** (ZB5AV6 + ZB5AV03)	0.037/*0.082*
		Red	**XB5AV64** (ZB5AV6 + ZB5AV04)	0.037/*0.082*
		Orange	**XB5AV65** (ZB5AV6 + ZB5AV05)	0.037/*0.082*
■ Via integral transformer, 1.2 VA, 6 V secondary, with BA 9s incandescent bulb (included)				
	110...120 ∿ - 50/60 Hz	White	**XB5AV31** (ZB5AV3 + ZB5AV01)	0.109/*0.240*
		Green	**XB5AV33** (ZB5AV3 + ZB5AV03)	0.109/*0.240*
		Red	**XB5AV34** (ZB5AV3 + ZB5AV04)	0.109/*0.240*
		Orange	**XB5AV35** (ZB5AV3 + ZB5AV05)	0.109/*0.240*
	230 ∿ - 50 Hz 220...240 ∿ - 60 Hz	White	**XB5AV41** (ZB5AV4 + ZB5AV01)	0.110/*0.243*
		Green	**XB5AV43** (ZB5AV4 + ZB5AV03)	0.110/*0.243*
		Red	**XB5AV44** (ZB5AV4 + ZB5AV04)	0.110/*0.243*
		Orange	**XB5AV45** (ZB5AV4 + ZB5AV05)	0.110/*0.243*

Heads only *(2)*

Shape of head	For use with body comprising light source type	Color of lens	Reference	Weight kg/*lb*
■ With plain lens				
	With BA 9s base fitting	White	**ZB5AV01**	0.018/*0.040*
		Green	**ZB5AV03**	0.018/*0.040*
		Red	**ZB5AV04**	0.018/*0.040*
		Orange	**ZB5AV05**	0.018/*0.040*
		Blue	**ZB5AV06**	0.018/*0.040*
		Clear	**ZB5AV07**	0.018/*0.040*
■ With grooved lens *(3)*				
	With BA 9s base fitting	White	**ZB5AV01S**	0.017/*0.037*
		Green	**ZB5AV03S**	0.017/*0.037*
		Red	**ZB5AV04S**	0.017/*0.037*
		Orange	**ZB5AV05S**	0.017/*0.037*
		Blue	**ZB5AV06S**	0.017/*0.037*
		Clear	**ZB5AV07S**	0.017/*0.037*

PG113112

ZB5AV01

(1) To order 440...460 V ∿ - 60 Hz tranformer blocks, replace "5" in the reference with "8". Example: XB5AV5B1 becomes XB5AV8B1. To order ∿ 550...600 V - 60 Hz blocks, replace "5" with "9". Example: XB5AV5B1 becomes XB5AV9B1.

(2) Only for use with bodies comprising a light source with BA 9s base fitting (incandescent, neon, or LED).

(3) For use in bright ambient light conditions (for example, outdoors in sunlight).

Presentation:
page 4

Control and signaling units Ø 22

Harmony XB5, plastic

Specific functions

Pushbuttons for manual overload reset, potentiometers

Assembly of other products using:
Body/contact assemblies: see page 47
Accessories: see page 59

101161

XB5AA801

XB5_032_CPSCT16009A

XB5AD912R1K

109501

ZB5AD●●●

Manual overload reset buttons (travel 10 mm/*0.349 in.*)

Shape of head	Actuation distance mm/*in.*	Marking	Color	Reference	Weight kg/*lb*
Without cap *(1)*					
	17…120 /*0.669...4.724*	–	–	**XB5AA801**	0.027/*0.060*
	120…257 /*4.724...10.118*	–	–	**XB5AA802**	0.040/*0.088*
With flush push					
	17…120 /*0.669...4.724*	Without	Green	**XB5AA831**	0.027/*0.060*
			Red	**XB5AA841**	0.027/*0.060*
			Blue	**XB5AA861**	0.027/*0.060*
		O	Red	**XB5AA84101**	0.027/*0.060*
		R	Blue	**XB5AA86102**	0.027/*0.060*
	120…257 /*4.724...10.118*	Without	Green	**XB5AA832**	0.040/*0.088*
			Red	**XB5AA842**	0.040/*0.088*
			Blue	**XB5AA862**	0.040/*0.088*
		O	Red	**XB5AA84201**	0.040/*0.088*
		R	Blue	**XB5AA86202**	0.040/*0.088*
With projecting push					
	17…120 /*0.669...4.724*	O	Red	**XB5AL84101**	0.027/*0.060*
	120…257 /*4.724...10.118*	O	Red	**XB5AL84201**	0.040/*0.088*

Complete potentiometer

Description	Resistance k Ω	Reference	Weight kg/*lb*
+/-10% linear mode precision complete potentiometer with screw terminals	1	**XB5AD912R1K**	0.048/*0.106*
	4.7	**XB5AD912R4K7**	0.048/*0.106*
	10	**XB5AD912R10K**	0.048/*0.106*
	47	**XB5AD912R47K**	0.048/*0.106*
	100	**XB5AD912R100K**	0.048/*0.106*
	470	**XB5AD912R470K**	0.048/*0.106*

Heads and mounting base for potentiometer *(2)*

Shape of head	Description	For use with	Reference	Weight kg/*lb*
	For potentiometer with shaft length 45 to 50 mm /*1.772 to 1.968 in.*	Ø 6 mm/ *0.236 in.* shaft	**ZB5AD912**	0.032/*0.071*
		Ø 6.35 mm/ *0.250 in.* shaft	**ZB5AD922**	0.032/*0.071*

(1) Colored cap to be ordered separately, see page 60.

(2) Potentiometer not included.

Presentation:
page 4

Control and signaling units Ø 22

Harmony XB5, plastic

Specific functions

Timers, hour counters, annunciators, USB/RJ45 ports, fuse carrier

Assembly of other products using:
Body/contact assemblies: see page 47
Accessories: see page 59

XB5DTB22

Timers

Description	Output type	Supply voltage V	Time delay type	Time delay range	Reference	Weight kg/*lb*
Panel-mounted timer function with LED status and 1 static output in 22.5mm/*0.886 in.* hole	1 static output	24 ⎓	Type A (delay on energization)	0.5…10s	**XB5DTB22**	0.027/*0.060*
				3…60 s	**XB5DTB23**	0.027/*0.060*
				0.5…10 min	**XB5DTB24**	0.027/*0.060*
				3…60 min	**XB5DTB25**	0.027/*0.060*
		100…240 ≂ - 50/60 Hz	Type A (delay on energization)	0.5…10s	**XB5DTGM2**	0.027/*0.060*
				3…60 s	**XB5DTGM3**	0.027/*0.060*
				0.5…10 min	**XB5DTGM4**	0.027/*0.060*
				3…60 min	**XB5DTGM5**	0.027/*0.060*

XB5DSB

Hour counters

Characteristics	Supply voltage V	Reference	Weight kg/*lb*
Indication 0…9999.9	12…24 ≂ - 50 or 60 Hz	**XB5DSB**	0.045/*0.099*
	120 ∼ - 60 Hz	**XB5DSG**	0.045/*0.099*
	230…240 ∼ - 50 Hz	**XB5DSM**	0.045/*0.099*

XB5KSB

Annunciators (IP 40 NEMA 1)

85 db buzzer: 4 kHz, with continuous or intermittent operation (connection diagram: on Schneider Electric website, Harmony XB5 page)	24 ≂ - 50 or 60 Hz	**XB5KSB**	0.035/*0.077*
	120 ∼ - 50 or 60 Hz	**XB5KSG**	0.035/*0.077*
	230…240 ∼ - 50 Hz	**XB5KSM**	0.035/*0.077*

XB5PUSB3



XB5PRJ45

USB and RJ45 ports

Description	Interface type	Connection type	Degree of protection	Reference	Weight kg/*lb*
Panel-mounted USB and RJ45 ports in 22.5mm/ *0.886 in.* hole with notch	USB interface, jack type A	USB port 3.0 A-A	IP 20 IP 65, IP 67, IP 69K with protection cover *(1)*	**XB5PUSB3**	0.017/*0.037*
	Ethernet interface, RJ45 jack	RJ45 port Cat. 6	IP 20 IP 65, IP 67, IP 69K with protection cover *(1)*	**XB5PRJ45**	0.027/*0.060*

XB5DT1S

Fuse carrier

Description	For use with	Reference	Weight kg/*lb*
Fuse carrier	5 x 20 mm/*0.197 x 0.787 in.* fuse 6.3 A - 250 V	**XB5DT1S**	0.022/*0.049*

(1) For ordering protection covers, see page 36211-EN/3.

Control and signaling units Ø 22

Harmony XB5, plastic

Specific functions

Joystick controllers

Assembly of other products using:
Accessories: see page 59

XB5PA12

Joystick controllers (with 54 mm/*2.126 in.* long operating shaft) *(1)*
Screw clamp terminal connections (Schneider Electric anti-loosening system)

Description	Operation	Spring return to zero position	Reference	Weight kg/*lb*
Complete products				
2-direction	1 notch 1 NO contact per direction	Without	**XD5PA12**	0.060/*0.132*
		With	**XD5PA22**	0.060/*0.132*
4-direction	1 notch 1 NO contact per direction	Without	**XD5PA14**	0.077/*0.170*
		With	**XD5PA24**	0.077/*0.170*

Other versions	Joystick controllers and complete body/contact assemblies for joystick controllers with Faston connector terminals (6.35 or 2 x 2.8/*0.250 or 2 x 0.110 in.*) Please contact our Customer Care Center.

(1) Must not be used with standard contact blocks ZBE10● (single) or ZBE20● (double).

Control and signaling units Ø 22

Harmony XB5, plastic

Specific functions
Joystick controllers

Assembly of other products using:
Accessories: see page 59

105078

ZD5PA103

105076

ZD5PA203

105077

ZD5PA12

Joystick controllers (with 54 mm/*2.126 in.* long operating shaft) *(1)*
Screw clamp terminal connections (Schneider Electric anti-loosening system)

Description	For use with	Spring return to zero position	Reference	Weight kg/*lb*
Sub-assemblies for joystick controllers				
Complete body/contact assemblies	2-direction		**ZD5PA103**	0.049/*0.108*
	4-direction		**ZD5PA203**	0.058/*0.128*
Complete head assemblies with operating shaft	2-direction, stay put		**ZD5PA12**	0.022/*0.049*
	2-direction, spring return to zero position		**ZD5PA22**	0.022/*0.049*
	4-direction, stay put		**ZD5PA14**	0.022/*0.049*
	4-direction, spring return to zero position		**ZD5PA24**	0.022/*0.049*
Legends 30 x 48 mm /*1.181 x 1.890 in.* for engraving	2-direction	Black on one side Red on reverse	**ZBG2201**	0.001/*0.002*
		White on one side Yellow on reverse	**ZBG2401**	0.001/*0.002*
Legends 48 x 48 mm /*1.890 x 1.890 in.* for engraving	4-direction	Black on one side Red on reverse	**ZBG4201**	0.002/*0.004*
		White on one side Yellow on reverse	**ZBG4401**	0.002/*0.004*

Control and signaling units Ø 22

Harmony XB5, plastic

Body/contact assemblies - Screw clamp terminal connections

To combine with heads, see pages 14 to 38

814588

ZB5AZ009

PF512546

ZBE101

101261

ZBE203

814411

ZB5AZ101

101261

ZBE201

814667

ZB5AZ107

PF080706

ZBE501

PG114156SE

ZB2BE101

814262
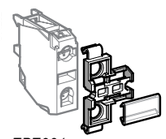
ZBZ001

Body/fixing collar

For use with	Sold in lots of	Unit reference	Weight kg/*lb*
Electrical block (contact or light)	10	**ZB5AZ009**	0.006/*0.013*

Contact functions *(1)*
Screw clamp terminal connections (Schneider Electric anti-loosening system)

Application	Type of contact	Description	NO	NC	Sold in lots of	Unit reference	Weight kg/*lb*
Contacts for standard applications							
Contact blocks	Single	**Contact blocks**	1	–	5	**ZBE101**	0.011/*0.024*
			–	1	5	**ZBE102**	0.011/*0.024*
	Double		2	–	5	**ZBE203**	0.020/*0.044*
			–	2	5	**ZBE204**	0.020/*0.044*
			1	1	5	**ZBE205**	0.020/*0.044*
	Single with body/fixing collar		1	–	1	**ZB5AZ101**	0.021/*0.046*
			–	1	1	**ZB5AZ102**	0.021/*0.046*
			2	–	1	**ZB5AZ103**	0.030/*0.066*
			–	2	1	**ZB5AZ104**	0.030/*0.066*
			1	1	1	**ZB5AZ105**	0.030/*0.066*
			1	2	1	**ZB5AZ141**	0.040/*0.088*
Contacts for specific applications							
Low power switching	Single	Standard	1	–	5	**ZBE1016**	0.012/*0.026*
			–	1	5	**ZBE1026**	0.012/*0.026*
		Dusty environment *(2)* (IP 5X, 50 µm dust)	1	–	5	**ZBE1016P**	0.012/*0.026*
			–	1	5	**ZBE1026P**	0.012/*0.026*
Staggered contacts	Single	Early make NO	1	–	5	**ZBE201**	0.011/*0.024*
		Late break NC	–	1	5	**ZBE202**	0.011/*0.024*
	Single with body/fixing collar	Overlapping NO+NC	1	1	5	**ZB4BZ106**	0.062/*0.137*
		Staggered NO+NO	2	–	5	**ZB4BZ107**	0.062/*0.137*
High power switching	Single	Standard *(3)*	1	–	1	**ZBE501**	0.020/*0.044*
			–	1	1	**ZBE502**	0.020/*0.044*
			2	–	1	**ZBE503**	0.032/*0.071*
			–	2	1	**ZBE504**	0.032/*0.071*
			1	1	1	**ZBE505**	0.032/*0.071*
Additional contact blocks for high power switching	Single	Standard *(4)*	1	–	1	**ZB2BE101**	0.020/*0.044*
			–	1	1	**ZB2BE102**	0.020/*0.044*

Clip-on legend holder, sheet of blank legends and labelling software

Description	Sold in lots of	Unit reference	Weight kg/*lb*
Clip-on legend-holder for electrical blocks with screw clamp terminal connections*(5)***. For identification of an XB4B control or signaling unit**	10	**ZBZ001**	0.001/*0.002*
Sheet of 50 blank legends for legend holder ZBZ001	10	**ZBY001**	0.023/*0.051*

(1) The contact blocks enable variable composition of body/contact assemblies. Maximum number of rows possible: 3. Either 3 rows of 3 single contacts or 1 row of 3 double contacts + 1 row of 3 single contacts (double contacts occupy the first 2 rows). Maximum number of contacts is specified on page 14 of this catalog.
(2) It is not possible to fit an additional contact block on the back of these contact blocks.
(3) It is not possible to fit an additional contact block on the back of these contact blocks or to use these contacts with light blocks.
(4) To be fitted on the back of ZBE50● contacts.
(5) This legend holder is not compatible with high power switching contacts.

Presentation:
page 4

Control and signaling units Ø 22

Harmony XB5, plastic

Light blocks - “Test light” - Protection

To combine with heads, see page 21

101268

ZBVB1

Light blocks					
Description	**Supply voltage V**	**Color of light source**	**Sold in lots of**	**Unit reference**	**Weight kg/*lb***
Light blocks with screw clamp terminal connections (Schneider Electric anti-loosening system)					
Integral LED (to combine with heads for integral LED) Protected LED	12 ⎓ (50 or 60 Hz)	White	5	**ZBVJ1**	0.017/*0.037*
		Green	5	**ZBVJ3**	0.017/*0.037*
		Red	5	**ZBVJ4**	0.017/*0.037*
		Orange	5	**ZBVJ5**	0.017/*0.037*
		Blue	5	**ZBVJ6**	0.017/*0.037*
	24 ⎓ (50 or 60 Hz)	White	5	**ZBVB1**	0.017/*0.037*
		Green	5	**ZBVB3**	0.017/*0.037*
		Red	5	**ZBVB4**	0.017/*0.037*
		Orange	5	**ZBVB5**	0.017/*0.037*
		Blue	5	**ZBVB6**	0.017/*0.037*
	24…120 ⎓ (50 or 60 Hz)	White	5	**ZBVBG1**	0.017/*0.037*
		Green	5	**ZBVBG3**	0.017/*0.037*
		Red	5	**ZBVBG4**	0.017/*0.037*
		Orange	5	**ZBVBG5**	0.017/*0.037*
		Blue	5	**ZBVBG6**	0.017/*0.037*
	110...120 ∿ (50 or 60 Hz)	White	5	**ZBVG1**	0.017/*0.037*
		Green	5	**ZBVG3**	0.017/*0.037*
		Red	5	**ZBVG4**	0.017/*0.037*
		Orange	5	**ZBVG5**	0.017/*0.037*
		Blue	5	**ZBVG6**	0.017/*0.037*
	230...240 ∿ (50 or 60 Hz)	White	5	**ZBVM1**	0.017/*0.037*
		Green	5	**ZBVM3**	0.017/*0.037*
		Red	5	**ZBVM4**	0.017/*0.037*
		Orange	5	**ZBVM5**	0.017/*0.037*
		Blue	5	**ZBVM6**	0.017/*0.037*
Flashing light blocks with screw clamp terminal connections (Schneider Electric anti-loosening system)					
Integral LED (to combine with heads for integral LED) Protected LED	24 ⎓ (50 or 60 Hz)	White	5	**ZBV18B1**	0.017/*0.037*
		Green	5	**ZBV18B3**	0.017/*0.037*
		Red	5	**ZBV18B4**	0.017/*0.037*
		Orange	5	**ZBV18B5**	0.017/*0.037*
		Blue	5	**ZBV18B6**	0.017/*0.037*
	110...120 ∿ (50 or 60 Hz)	White	5	**ZBV18G1**	0.017/*0.037*
		Green	5	**ZBV18G3**	0.017/*0.037*
		Red	5	**ZBV18G4**	0.017/*0.037*
		Orange	5	**ZBV18G5**	0.017/*0.037*
		Blue	5	**ZBV18G6**	0.017/*0.037*
	230...240 ∿ (50 or 60 Hz)	White	5	**ZBV18M1**	0.017/*0.037*
		Green	5	**ZBV18M3**	0.017/*0.037*
		Red	5	**ZBV18M4**	0.017/*0.037*
		Orange	5	**ZBV18M5**	0.017/*0.037*
		Blue	5	**ZBV18M6**	0.017/*0.037*

PF080705

ZBV5B

121461

ZBZG156

121493

ZBZM156

105079

ZBZVG

For use with	Supply voltage V	Description	Reference	Weight kg/*lb*
Transformer blocks for 24 V light blocks *(1)*				
Light blocks with integral LED	400 V ∿ - 50Hz	Transformer 400 V - 24 V ∿	**ZBV5B** *(2)*	0.090/*0.198*
Blocks for “test light” function				
Light blocks	12 and 24 ⎓ 24…120 ⎓	Single module, 1 connecting wire	**ZBZG156** *(3)*	0.010/*0.022*
Light blocks with integral LED	48…230 ∿	Double module, with connecting wires	**ZBZM156** *(4)*	0.010/*0.022*

LED suppressors

For use with	Supply voltage V	Level of protection	Reference	Weight kg/*lb*
Light blocks with integral LED fitted with screw clamp terminal connections	120 ∿	25…120 VA	**ZBZVG**	0.010/*0.022*
	230 ∿	30…230 VA	**ZBZVM**	0.010/*0.022*

(1) To be used with 2 dummy contact blocks ZBE000.

(2) To order 440...460 V ∿ - 60 Hz transformer blocks, replace “5” in the reference with “8”: ZBV5B becomes ZBV8B. To order 550...600 V ∿ - 60 Hz transformer blocks, replace “5” with “9”: ZBV5B becomes ZBV9B.

(3) Block for use with ⎓ light blocks with integral LED types ZBVJ●, ZBVB●, ZVBG● or with direct supply light block for BA 9s bulb, ZBV6.

(4) Block for use ∿ light blocks integral LED types ZBVG●, ZBVM●, see connection on the Schneider Electric website, Harmony XB5 page.

Control and signaling units Ø 22

Harmony XB5, plastic

Body/contact assemblies - Spring clamp terminal connections

To combine with heads, see pages 14 to 38

814588

ZB5AZ009

PF107777

ZBE1015

PF107781

ZB5AZ1015

PF080711

ZBVB35

814262

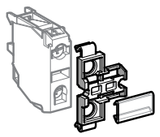

ZBZ001

Body/fixing collar		
For use with	**Sold in lots of**	**Unit reference**	**Weight kg/*lb***
Electrical block (contact or light)	**10**	**ZB5AZ009**	0.006/*0.013*

Contact functions

Spring clamp terminal connections *(1)*

Contacts for standard applications						
Description	**Type of contact**	NO	NC	**Sold in lots of**	**Unit reference**	**Weight kg/*lb***
Contact blocks	Single	1	–	**4**	**ZBE1015**	0.011/*0.024*
		–	1	**4**	**ZBE1025**	0.011/*0.024*
	Single with body/fixing collar	1	–	**1**	**ZB5AZ1015**	0.021/*0.046*
		–	1	**1**	**ZB5AZ1025**	0.021/*0.046*
		2	–	**1**	**ZB5AZ1035**	0.030/*0.066*
		–	2	**1**	**ZB5AZ1045**	0.030/*0.066*
		1	1	**1**	**ZB5AZ1055**	0.030/*0.066*

Light blocks

Spring clamp terminal connections *(1)*

Description	Supply voltage V	Color of light source	Sold in lots of	Unit reference	Weight kg/*lb*
Integral LED (to combine with heads for integral LED) Protected LED	12 ⎓ (50 or 60 Hz)	White	**4**	**ZBVJ15**	0.016/*0.035*
		Green	**4**	**ZBVJ35**	0.016/*0.035*
		Red	**4**	**ZBVJ45**	0.016/*0.035*
		Orange	**4**	**ZBVJ55**	0.016/*0.035*
		Blue	**4**	**ZBVJ65**	0.016/*0.035*
	24 ⎓ (50 or 60 Hz)	White	**4**	**ZBVB15**	0.016/*0.035*
		Green	**4**	**ZBVB35**	0.016/*0.035*
		Red	**4**	**ZBVB45**	0.016/*0.035*
		Orange	**4**	**ZBVB55**	0.016/*0.035*
		Blue	**4**	**ZBVB65**	0.016/*0.035*
	110...120 ∿ (50 or 60 Hz)	White	**4**	**ZBVG15**	0.016/*0.035*
		Green	**4**	**ZBVG35**	0.016/*0.035*
		Red	**4**	**ZBVG45**	0.016/*0.035*
		Orange	**4**	**ZBVG55**	0.016/*0.035*
		Blue	**4**	**ZBVG65**	0.016/*0.035*
	230...240 ∿ (50 or 60 Hz)	White	**4**	**ZBVM15**	0.016/*0.035*
		Green	**4**	**ZBVM35**	0.016/*0.035*
		Red	**4**	**ZBVM45**	0.016/*0.035*
		Orange	**4**	**ZBVM55**	0.016/*0.035*
		Blue	**4**	**ZBVM65**	0.016/*0.035*

Sheet of 50 blank legends

For use with	Sold in lots of	Unit reference	Weight kg/*lb*
Legend holder ZBZ001	**10**	**ZBY001**	0.023/*0.051*

(1) It is not possible to fit an additional block on the back of these contact or light blocks.

Presentation: page 4

Control and signaling units Ø 22

Harmony XB5, plastic

Body/contact assemblies for printed circuit board

To combine with heads, see pages 14 to 38

ZB5AZ009

ZB5AZ079 + ZB5AZ009

ZBZ011

ZBE701

ZBE702

ZBVB37

Body/fixing collar and accessories specifically for printed circuit board mounting *(1)*

Accessories required when using adaptor (socket) ZBZ010

Description	For use with	Sold in lots of	Unit reference	Weight kg/*lb*
Body/fixing collar	Electrical block (contact or light)	10	**ZB5AZ009**	0.006/*0.013*
Fixing collar/pillar	Printed circuit board support (fixing screw ZBZ006 to be ordered separately)	10	**ZB5AZ079**	0.003/*0.007*
Fixing screw for printed circuit board	Fixing collar/pillar ZB5AZ079	10	**ZBZ006**	0.011/*0.024*

Adapter (socket) *(1)*

For use with	Thickness of printed circuit board mm/*in.*	Sold in lots of	Unit reference	Weight kg/*lb*
Electrical block (contact or light)	1.6 ± 0.2/*0.063 ± 0.008*	10	**ZBZ010**	0.008/*0.018*
	2.2 ± 0.2/*0.087 ± 0.008*	10	**ZBZ011**	0.008/*0.018*
	3.2 ± 0.2/*0.126 ± 0.008*	10	**ZBZ012**	0.008/*0.018*

Contact functions *(1)*

Contacts for standard applications

Description	Type of contact	NO	NC	Sold in lots of	Unit reference	Weight kg/*lb*
Contact blocks	Single	1	–	5	**ZBE701**	0.011/*0.024*
		–	1	5	**ZBE702**	0.011/*0.024*

Contacts for specific applications

Application	Type of contact	NO	NC	Sold in lots of	Unit reference	Weight kg/*lb*
Low power switching	Single	1	–	5	**ZBE7016**	0.012/*0.026*
		–	1	5	**ZBE7026**	0.012/*0.026*

Light blocks *(1)*

Description	Supply voltage V	Color of LED	Sold in lots of	Unit reference	Weight kg/*lb*
Integral LED (to combine with heads for integral LED)	24 ⎓ (50 or 60 Hz)	White	5	**ZBVB17**	0.004/*0.009*
		Green	5	**ZBVB37**	0.004/*0.009*
		Red	5	**ZBVB47**	0.004/*0.009*
		Orange	5	**ZBVB57**	0.004/*0.009*
		Blue	5	**ZBVB67**	0.004/*0.009*

(1) For details on support drilling and printed circuit board, refer to the Schneider Electric website, Harmony XB5 page.

Control and signaling units Ø 22

Harmony XB5, plastic

Body/contact assemblies - Faston connectors

To combine with heads, see pages 14 to 38

ZBE1023

ZBE2043

ZBE5043

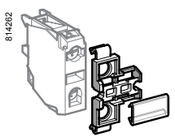
ZBZ001

Contact functions *(1)*

Faston connectors (6.35 or 2 x 2.8 mm/*0.250 or 2 x 0.110 in.*)

Contacts for standard applications

Description	Type of contact	NO	NC	Sold in lots of	Unit reference	Weight kg/*lb*
Contact blocks	Single	1	–	5	**ZBE1013**	0.011/*0.024*
		–	1	5	**ZBE1023**	0.011/*0.024*
	Double	2	–	5	**ZBE2033**	0.020/*0.044*
		–	2	5	**ZBE2043**	0.020/*0.044*
		1	1	5	**ZBE2053**	0.020/*0.044*
	Single with body/fixing collar	1	–	1	**ZB5AZ1013** *(2)*	0.021/*0.046*
		–	1	1	**ZB5AZ1023** *(2)*	0.021/*0.046*
		2	–	1	**ZB5AZ1033**	0.030/*0.066*
		–	2	1	**ZB5AZ1043**	0.030/*0.066*
		1	1	1	**ZB5AZ1053**	0.030/*0.066*

Contacts for specific applications

Application	Type of contact	Description	NO	NC	Sold in lots of	Unit reference	Weight kg/*lb*
Low power switching	Single	Standard	1	–	5	**ZBE10163** *(2)*	0.012/*0.026*
			–	1	5	**ZBE10263** *(2)*	0.012/*0.026*
		Dusty environments *(3)* (IP 5X, 50 µm dust)	1	–	5	**ZBE1016P3** *(2)*	0.012/*0.026*
			–	1	5	**ZBE1026P3** *(2)*	0.012/*0.026*
Staggered contacts	Single	Early make (NO)	1	–	5	**ZBE2013** *(2)*	0.011/*0.024*
		Late break (NC)	–	1	5	**ZBE2023** *(2)*	0.011/*0.024*
High power switching	Single	Standard *(4)*	1	–	1	**ZBE5013**	0.021/*0.046*
			–	1	1	**ZBE5023**	0.021/*0.046*
			2	–	1	**ZBE5033**	0.033/*0.073*
			–	2	1	**ZBE5043**	0.033/*0.073*
			1	1	1	**ZBE5053**	0.033/*0.073*

Clip-on legend holder for electrical blocks with screw clamp terminal connections *(5)*

For use with	Sold in lots of	Unit reference	Weight kg/*lb*
Identification of an XB5A control or signaling unit	10	**ZBZ001**	0.001/*0.002*

Sheet of 50 blank legends

Legend holder ZBZ001	10	**ZBY001**	0.023/*0.051*

(1) The contact blocks enable variable composition of body/contact assemblies. Maximum number of rows possible: 3. Either 3 rows of 3 single contacts or 1 row of 3 double contacts + 1 row of 3 single contacts (double contacts occupy the first 2 rows).
*(2) To order products with screw clamp terminal connections for lugs, replace the **3** at the end of the reference with a **9**. Example: ZBE1013 becomes ZBE1019.*
(3) It is not possible to fit an additional contact block on the back of these contact blocks.
(4) It is not possible to use these contacts with light blocks.
(5) This legend holder is not compatible with high power switching contacts.

Presentation: page 4

Control and signaling units Ø 22

Harmony XB5, plastic

Body/contact assemblies - Plug-in connector

To combine with heads, see pages 14 to 38

814588

ZB5AZ009

101262

ZBE1014

101265

ZBE1024

101366B

ZB5AZ1024

101270

ZBVB14

530719



APE1C2250

Body/fixing collar

For use with	Sold in lots of	Unit reference	Weight kg/*lb*
Electrical block (contact or light)	10	**ZB5AZ009**	0.006/*0.013*

Contact functions
Plug-in connector *(1)*

Contacts for standard applications

Description	Type of contact	NO	NC	Sold in lots of	Unit reference	Weight kg/*lb*
Contact blocks	Single	1	–	5	**ZBE1014**	0.011/*0.024*
		–	1	5	**ZBE1024**	0.011/*0.024*
	Single with body/fixing collar	1	–	1	**ZB5AZ1014**	0.018/*0.040*
		–	1	1	**ZB5AZ1024**	0.018/*0.040*
		2	–	1	**ZB5AZ1034**	0.026/*0.057*
		–	2	1	**ZB5AZ1044**	0.026/*0.057*
		1	1	1	**ZB5AZ1054**	0.026/*0.057*
		1	2	1	**ZB5AZ1414**	0.036/*0.079*

Light blocks
Plug-in connector

Description	Supply voltage V	Color of light source	Sold in lots of	Unit reference	Weight kg/*lb*
Integral LED (to combine with heads for integral LED) Protected LED	24 ⎓ (50 or 60 Hz)	White	5	**ZBVB14**	0.016/*0.035*
		Green	5	**ZBVB34**	0.016/*0.035*
		Red	5	**ZBVB44**	0.016/*0.035*
		Orange	5	**ZBVB54**	0.016/*0.035*
		Blue	5	**ZBVB64**	0.016/*0.035*
	110…120 ∼ (50 or 60 Hz)	White	5	**ZBVG14**	0.016/*0.035*
		Green	5	**ZBVG34**	0.016/*0.035*
		Red	5	**ZBVG44**	0.016/*0.035*
		Orange	5	**ZBVG54**	0.016/*0.035*
		Blue	5	**ZBVG64**	0.016/*0.035*
	230…240 ∼ (50 or 60 Hz)	White	5	**ZBVM14**	0.016/*0.035*
		Green	5	**ZBVM34**	0.016/*0.035*
		Red	5	**ZBVM44**	0.016/*0.035*
		Orange	5	**ZBVM54**	0.016/*0.035*
		Blue	5	**ZBVM64**	0.016/*0.035*

Connecting cables and connector

Description	Number of connectors	Wire c.s.a. mm²/*AWG*	Length mm/*in.*	Sold in lots of	Unit reference	Weight kg/*lb*
Cables with connectors 2-pin, 5.08 mm /*0.200 in.* pitch	1	0.75/*19*	500/19.685	8	**APE1C2150**	0.120/*0.265*
	2	0.75/*19*	500/19.685	8	**APE1C2250**	0.180/*0.397*
Spring terminal connector 2-pin, 5.08 mm /*0.200 in.* pitch	–	0.2 to 2.5 /*25 to 14*	–	10	**APE1PRE21**	0.003/*0.007*

(1) It is not possible to fit an additional contact block on the back of these contact blocks.

Control and signaling units Ø 22

Harmony XB5, plastic

Body/contact assemblies and light blocks with integral LED

To combine with:
Heads, see pages 19 to 35
Contacts, see page 48

101366

ZB5AW0B11

101360

ZB5AW0G13

Complete body/contact assemblies and light blocks *(1)*
Screw clamp terminal connections (Schneider Electric anti-loosening system)

Light source	Supply voltage V	Type of contact NO	Type of contact NC	Color of light source	Reference	Weight kg/*lb*
Direct supply						
Integral LED Protected LED	24 ⎓ (50 or 60 Hz)	1	–	White	**ZB5AW0B11**	0.032/*0.071*
				Green	**ZB5AW0B31**	0.032/*0.071*
				Red	**ZB5AW0B41**	0.032/*0.071*
				Orange	**ZB5AW0B51**	0.032/*0.071*
				Blue	**ZB5AW0B61**	0.032/*0.071*
		–	1	White	**ZB5AW0B12**	0.032/*0.071*
				Green	**ZB5AW0B32**	0.032/*0.071*
				Red	**ZB5AW0B42**	0.032/*0.071*
				Orange	**ZB5AW0B52**	0.032/*0.071*
				Blue	**ZB5AW0B62**	0.032/*0.071*
		2	–	White	**ZB5AW0B13**	0.042/*0.093*
				Green	**ZB5AW0B33**	0.042/*0.093*
				Red	**ZB5AW0B43**	0.042/*0.093*
				Orange	**ZB5AW0B53**	0.042/*0.093*
				Blue	**ZB5AW0B63**	0.042/*0.093*
		1	1	White	**ZB5AW0B15**	0.042/*0.093*
				Green	**ZB5AW0B35**	0.042/*0.093*
				Red	**ZB5AW0B45**	0.042/*0.093*
				Orange	**ZB5AW0B55**	0.042/*0.093*
				Blue	**ZB5AW0B65**	0.042/*0.093*
	110...120 ∼ (50 or 60 Hz)	1	–	White	**ZB5AW0G11**	0.032/*0.071*
				Green	**ZB5AW0G31**	0.032/*0.071*
				Red	**ZB5AW0G41**	0.032/*0.071*
				Orange	**ZB5AW0G51**	0.032/*0.071*
				Blue	**ZB5AW0G61**	0.032/*0.071*
		–	1	White	**ZB5AW0G12**	0.032/*0.071*
				Green	**ZB5AW0G32**	0.032/*0.071*
				Red	**ZB5AW0G42**	0.032/*0.071*
				Orange	**ZB5AW0G52**	0.032/*0.071*
				Blue	**ZB5AW0G62**	0.032/*0.071*
		2	–	White	**ZB5AW0G13**	0.042/*0.093*
				Green	**ZB5AW0G33**	0.042/*0.093*
				Red	**ZB5AW0G43**	0.042/*0.093*
				Orange	**ZB5AW0G53**	0.042/*0.093*
				Blue	**ZB5AW0G63**	0.042/*0.093*
		1	1	White	**ZB5AW0G15**	0.042/*0.093*
				Green	**ZB5AW0G35**	0.042/*0.093*
				Red	**ZB5AW0G45**	0.042/*0.093*
				Orange	**ZB5AW0G55**	0.042/*0.093*
				Blue	**ZB5AW0G65**	0.042/*0.093*

Other versions Complete bodies with Faston connector terminals (6.35 or 2 x 2.8/*0.250 or 2 x 0.110 in.*). Please contact our Customer Care Center.

(1) Can be fitted with additional contact blocks, see page 48.

Presentation: page 4

Control and signaling units Ø 22

Harmony XB5, plastic

Body/contact assemblies + light blocks with integral LED

To combine with:
Heads, see pages 19 to 35
Contacts, see page 47

101360

ZB5AW0M11

101360

ZB5AW0M13

Complete body/contact assemblies and light blocks *(1)* (continued)
Screw clamp terminal connections (Schneider Electric anti-loosening system)

Light source	Supply voltage V	Type of contact NO	Type of contact NC	Color of light source	Reference	Weight kg/*lb*
Direct supply (continued)						
Integral LED Protected LED	230…240 ∿ (50 or 60 Hz)	1	–	White	**ZB5AW0M11**	0.032/*0.071*
				Green	**ZB5AW0M31**	0.032/*0.071*
				Red	**ZB5AW0M41**	0.032/*0.071*
				Orange	**ZB5AW0M51**	0.032/*0.071*
				Blue	**ZB5AW0M61**	0.032/*0.071*
		–	1	White	**ZB5AW0M12**	0.032/*0.071*
				Green	**ZB5AW0M32**	0.032/*0.071*
				Red	**ZB5AW0M42**	0.032/*0.071*
				Orange	**ZB5AW0M52**	0.032/*0.071*
				Blue	**ZB5AW0M62**	0.032/*0.071*
		2	–	White	**ZB5AW0M13**	0.042/*0.093*
				Green	**ZB5AW0M33**	0.042/*0.093*
				Red	**ZB5AW0M43**	0.042/*0.093*
				Orange	**ZB5AW0M53**	0.042/*0.093*
				Blue	**ZB5AW0M63**	0.042/*0.093*
		1	1	White	**ZB5AW0M15**	0.042/*0.093*
				Green	**ZB5AW0M35**	0.042/*0.093*
				Red	**ZB5AW0M45**	0.042/*0.093*
				Orange	**ZB5AW0M55**	0.042/*0.093*
				Blue	**ZB5AW0M65**	0.042/*0.093*

Other versions Complete bodies with Faston connector terminals (6.35 or 2 x 2.8/*0.250 or 2 x 0.110 in.*). Please contact our Customer Care Center.

(1) Can be fitted with additional contact blocks, see page 48.

Control and signaling units Ø 22

Harmony XB5, plastic

Body/light assemblies for pilot lights with integral LED

To combine with:
Heads, see page 40
Contacts, see page 47

101345

ZB5AVJ1

Complete light bodies (fixing collar and light block with integral LED)
Screw clamp terminal connections (Schneider Electric anti-loosening system)

Light source	Supply voltage V	Color of light source	Reference	Weight kg/*lb*
Integral LED Protected LED	12 ∿ (50 or 60 Hz)	White	**ZB5AVJ1**	0.022/*0.049*
		Green	**ZB5AVJ3**	0.022/*0.049*
		Red	**ZB5AVJ4**	0.022/*0.049*
		Orange	**ZB5AVJ5**	0.022/*0.049*
		Blue	**ZB5AVJ6**	0.022/*0.049*
	24 ∿ *(1)* (50 or 60 Hz)	White	**ZB5AVB1**	0.022/*0.049*
		Green	**ZB5AVB3**	0.022/*0.049*
		Red	**ZB5AVB4**	0.022/*0.049*
		Orange	**ZB5AVB5**	0.022/*0.049*
		Blue	**ZB5AVB6**	0.022/*0.049*
	24…120 ∿ (50 or 60 Hz)	White	**ZB5AVBG1**	0.022/*0.049*
		Green	**ZB5AVBG3**	0.022/*0.049*
		Red	**ZB5AVBG4**	0.022/*0.049*
		Orange	**ZB5AVBG5**	0.022/*0.049*
		Blue	**ZB5AVBG6**	0.022/*0.049*
	110...120 ∿ *(1)* (50 or 60 Hz)	White	**ZB5AVG1**	0.022/*0.049*
		Green	**ZB5AVG3**	0.022/*0.049*
		Red	**ZB5AVG4**	0.022/*0.049*
		Orange	**ZB5AVG5**	0.022/*0.049*
		Blue	**ZB5AVG6**	0.022/*0.049*
	230…240 ∿ *(1)* (50 or 60 Hz)	White	**ZB5AVM1**	0.022/*0.049*
		Green	**ZB5AVM3**	0.022/*0.049*
		Red	**ZB5AVM4**	0.022/*0.049*
		Orange	**ZB5AVM5**	0.022/*0.049*
		Blue	**ZB5AVM6**	0.022/*0.049*

(1) Complete bodies with Faston connector terminals (6.35 or 2 x 2.8/0.250 or 2 x 0.110 in.), see page 52.

Presentation:
page 4

Control and signaling units Ø 22

Harmony XB5, plastic

Body/light assemblies for pilot lights with integral LED

To combine with:
Heads, see page 40
Contacts, see page 47

121467

ZB5AVB1156

Complete light bodies with 3-terminal "test" function
(fixing collar and light block with integral LED + pre-wired block for "test light" function)
Screw clamp terminal connections (Schneider Electric anti-loosening system)

Light source	Supply voltage V	Color of light source	Reference	Weight kg/*lb*
Integral LED	24 ⎓ *(1)* (50 or 60 Hz)	White	**ZB5AVB1156**	0.022/*0.049*
		Green	**ZB5AVB3156**	0.022/*0.049*
		Red	**ZB5AVB4156**	0.022/*0.049*
		Orange	**ZB5AVB5156**	0.022/*0.049*
		Blue	**ZB5AVB6156**	0.022/*0.049*

Complete bodies with flashing pilot light
(fixing collar and light block with integral LED)
Screw clamp terminal connections (Schneider Electric anti-loosening system)

Light source	Supply voltage V	Color of light source	Reference	Weight kg/*lb*
Integral LED	24 ⎓ (50 or 60 Hz)	White	**ZB5AV18B1**	0.022/*0.049*
		Green	**ZB5AV18B3**	0.022/*0.049*
		Red	**ZB5AV18B4**	0.022/*0.049*
		Orange	**ZB5AV18B5**	0.022/*0.049*
		Blue	**ZB5AV18B6**	0.022/*0.049*
	110…120 ∿ (50 or 60 Hz)	White	**ZB5AV18G1**	0.022/*0.049*
		Green	**ZB5AV18G3**	0.022/*0.049*
		Red	**ZB5AV18G4**	0.022/*0.049*
		Orange	**ZB5AV18G5**	0.022/*0.049*
		Blue	**ZB5AV18G6**	0.022/*0.049*
	230…240 ∿ (50 or 60 Hz)	White	**ZB5AV18M1**	0.022/*0.049*
		Green	**ZB5AV18M3**	0.022/*0.049*
		Red	**ZB5AV18M4**	0.022/*0.049*
		Orange	**ZB5AV18M5**	0.022/*0.049*
		Blue	**ZB5AV18M6**	0.022/*0.049*

(1) For a 120 or 230 V ∿ supply, use complete body ZB5AVG● or ZB5AVM● with block for "test light" function type ZBZM156, see pages 49 and 56.

Control and signaling units Ø 22

Harmony XB5, plastic

Body/contact assemblies and light blocks with BA 9s base fitting

To combine with:
Heads, see page 23
Contacts, see page 47

101356

ZB5AW065

101347

ZB5AW035

Complete body/contact assemblies and light blocks *(1)*
For bulb with BA 9s base fitting (incandescent, neon or LED)
Screw clamp terminal connections (Schneider Electric anti-loosening system)

Light source	Supply voltage V	Type of contact NO	Type of contact NC	Color of light source	Reference	Weight kg/*lb*
Direct supply						
BA 9s base fitting bulb, 2.4 W max., not included *(2)*	≤ 250	1	–	–	**ZB5AW061**	0.031/*0.068*
		–	1	–	**ZB5AW062**	0.031/*0.068*
		2	–	–	**ZB5AW063**	0.041/*0.090*
		1	1	–	**ZB5AW065**	0.041/*0.090*
Supply via integral transformer (1.2 VA, 6 V secondary)						
Incandescent BA 9s base fitting bulb, included	110…120 ∿ 50 or 60 Hz	1	–	–	**ZB5AW031**	0.110/*0.243*
		1	1	–	**ZB5AW035**	0.119/*0.262*
	230 ∿ 50 Hz 220…240 ∿ 60 Hz	1	–	–	**ZB5AW041**	0.110/*0.243*
		1	1	–	**ZB5AW045**	0.119/*0.262*
	400 ∿ 50 Hz	1	–	–	**ZB5AW051**	0.110/*0.243*
		1	1	–	**ZB5AW055**	0.119/*0.262*
BA9s base fitting LED, included	110…120 ∿ 50 or 60 Hz	1	1	White	**ZB5AW03D15**	0.119/*0.262*
				Green	**ZB5AW03D35**	0.119/*0.262*
				Red	**ZB5AW03D45**	0.119/*0.262*
				Orange	**ZB5AW03D55**	0.119/*0.262*
				Blue	**ZB5AW03D65**	0.119/*0.262*
	230 ∿ 50 Hz 220…240 ∿ 60 Hz	1	1	White	**ZB5AW04D15**	0.119/*0.262*
				Green	**ZB5AW04D35**	0.119/*0.262*
				Red	**ZB5AW04D45**	0.119/*0.262*
				Orange	**ZB5AW04D55**	0.119/*0.262*
				Blue	**ZB5AW04D65**	0.119/*0.262*
	400 ∿ 50 Hz	1	1	White	**ZB5AW05D15**	0.120/*0.265*
				Green	**ZB5AW05D35**	0.120/*0.265*
				Red	**ZB5AW05D45**	0.120/*0.265*
				Orange	**ZB5AW05D55**	0.120/*0.265*
				Blue	**ZB5AW05D65**	0.120/*0.265*

Other versions Complete bodies with integral transformer incorporating Faston connector terminals (6.35 or 2 x 2.8/*0.250 or 2 x 0.110 in.*). Please contact our Customer Care Center.

(1) Can be fitted with additional contact blocks, see page 48.
(2) Bulb to be ordered separately, see page 72.

Presentation:
page 4

Control and signaling units Ø 22

Harmony XB5, plastic

Light bodies for pilot lights with BA 9s base fitting

To combine with:
Heads, see page 41
Contacts, see page 47

101346

ZB5AV6

101344

ZB5AV3

121465

ZB5AV156

Light blocks
Screw clamp terminal connections (Schneider Electric anti-loosening system)

Description	Supply voltage V	Sold in lots of	Unit reference	Weight kg/*lb*
Direct supply for BA 9s base fitting bulb, 2.4 W max., not included *(1)*	≤ 250	5	**ZBV6**	0.016/*0.035*

Complete light bodies (fixing collar and light block)
For bulb with BA 9s base fitting (incandescent, neon or LED)
Screw clamp terminal connections (Schneider Electric anti-loosening system)

Light source	Supply voltage V	Color of light source	Reference	Weight kg/*lb*
Direct supply				
BA 9s base fitting bulb, 2.4 W max, not included *(1)*	≤ 250	–	**ZB5AV6**	0.022/*0.049*
Supply via integral transformer (1.2 VA, 6 V secondary)				
BA 9s base fitting incandescent bulb, included	110…120 ∿ - 50 or 60 Hz	–	**ZB5AV3**	0.099/*0.218*
	230 ∿ - 50 Hz 220…240 ∿ - 60 Hz	–	**ZB5AV4**	0.099/*0.218*
	400 ∿ - 50 Hz	–	**ZB5AV5**	0.099/*0.218*
	440…480 ∿ - 60 Hz	–	**ZB5AV8**	0.099/*0.218*
	550…600 ∿ - 60 Hz	–	**ZB5AV9**	0.099/*0.218*
BA 9s base fitting LED, included	110…120 ∿ - 50 or 60 Hz	White	**ZB5AV3D1**	0.102/*0.225*
		Green	**ZB5AV3D3**	0.102/*0.225*
		Red	**ZB5AV3D4**	0.102/*0.225*
		Orange	**ZB5AV3D5**	0.102/*0.225*
		Blue	**ZB5AV3D6**	0.102/*0.225*
	230 ∿ - 50 Hz 220…240 ∿ - 60 Hz	White	**ZB5AV4D1**	0.102/*0.225*
		Green	**ZB5AV4D3**	0.102/*0.225*
		Red	**ZB5AV4D4**	0.102/*0.225*
		Orange	**ZB5AV4D5**	0.102/*0.225*
		Blue	**ZB5AV4D6**	0.102/*0.225*
	400 ∿ - 50 or 60 Hz	White	**ZB5AV5D1**	0.102/*0.225*
		Green	**ZB5AV5D3**	0.102/*0.225*
		Red	**ZB5AV5D4**	0.102/*0.225*
		Orange	**ZB5AV5D5**	0.102/*0.225*
		Blue	**ZB5AV5D6**	0.102/*0.225*

Complete light bodies with 3-terminal "test" function (fixing collar + light block)
For bulb with BA 9s base fitting (incandescent, neon or LED)
Screw clamp terminal connections (Schneider Electric anti-loosening system)

Light source	Supply voltage V	Reference	Weight kg/*lb*
Direct supply			
BA 9s base fitting bulb, 2.4 W max, not included *(1)*	≤ 250	**ZB5AV156**	0.021/*0.046*

Other versions	Complete bodies with Faston connector terminals (6.35 or 2 x 2.8/*0.250 or 2 x 0.110 in.*), *see page 52.*

(1) Bulb to be ordered separately, see page 72.

Control and signaling units Ø 22

Harmony XB5, plastic

Accessories for heads
Unmarked pushbutton caps

PG113411

ZBA4

PG113546

ZBL2

PG113543

ZBC5

Pushbutton caps, unmarked

For use with	Type of push	Color	Sold in lots of	Unit reference	Weight kg/*lb*
Plastic pushbuttons					
ZBABA0 and ZB5AA0 circular pushbutton heads supplied without cap	Flush	White	10	**ZBA1**	0.001/*0.002*
		Black	10	**ZBA2**	0.001/*0.002*
		Green	10	**ZBA3**	0.001/*0.002*
		Red	10	**ZBA4**	0.001/*0.002*
		Yellow	10	**ZBA5**	0.001/*0.002*
		Blue	10	**ZBA6**	0.001/*0.002*
		6 colors *(1)*	1	**ZBA9**	0.006/*0.013*
	Projecting	White	10	**ZBL1**	0.001/*0.002*
		Black	10	**ZBL2**	0.001/*0.002*
		Green	10	**ZBL3**	0.001/*0.002*
		Red	10	**ZBL4**	0.001/*0.002*
		Yellow	10	**ZBL5**	0.001/*0.002*
		Blue	10	**ZBL6**	0.001/*0.002*
		6 colors *(1)*	1	**ZBL9**	0.006/*0.013*
ZB5CA0 square pushbutton heads supplied without cap	Flush	White	10	**ZBC1**	0.001/*0.002*
		Black	10	**ZBC2**	0.001/*0.002*
		Green	10	**ZBC3**	0.001/*0.002*
		Red	10	**ZBC4**	0.001/*0.002*
		Yellow	10	**ZBC5**	0.001/*0.002*
		Blue	10	**ZBC6**	0.001/*0.002*

(1) Set of 6 different colored caps: white, black, green, red, yellow, or blue.

Presentation: page 4
References: page 16

Control and signaling units Ø 22

Harmony XB5, plastic

Accessories for heads

Marked pushbutton caps

107348

ZBA333

Pushbutton caps, marked

For use with	Type of push	Marking Text	Marking Color	Color of cap	Unit reference	Weight kg/*lb*
Plastic pushbuttons						
ZBABA0 and ZB5AA0 circular pushbutton heads supplied without cap (sold in lots of 10)	Flush	I *(1)*	White	Green	**ZBA331**	0.001/*0.002*
			Black	White	**ZBA131**	0.001/*0.002*
		II	White	Green	**ZBA336**	0.001/*0.002*
			Black	White	**ZBA136**	0.001/*0.002*
		III	White	Green	**ZBA337**	0.001/*0.002*
			Black	White	**ZBA137**	0.001/*0.002*
		IV	White	Green	**ZBA338**	0.001/*0.002*
		START *(1)*	White	Green	**ZBA333**	0.001/*0.002*
			Black	White	**ZBA133**	0.001/*0.002*
		ON	White	Green	**ZBA341**	0.001/*0.002*
			Black	White	**ZBA141**	0.001/*0.002*
		MARCHE	White	Green	**ZBA342**	0.001/*0.002*
			Black	White	**ZBA142**	0.001/*0.002*
		UP *(1)*	Black	White	**ZBA343**	0.001/*0.002*
		DOWN *(1)*	White	Black	**ZBA344**	0.001/*0.002*
		⊤ *(1)*	White	Black	**ZBA245**	0.001/*0.002*
			Black	White	**ZBA145**	0.001/*0.002*
		↑ *(2)*	White	Black	**ZBA335**	0.001/*0.002*
			Black	White	**ZBA334**	0.001/*0.002*
		O *(1)*	White	Red	**ZBA432**	0.001/*0.002*
				Black	**ZBA232**	0.001/*0.002*
		ARRET	White	Red	**ZBA433**	0.001/*0.002*
				Black	**ZBA233**	0.001/*0.002*
		STOP *(1)*	White	Red	**ZBA434**	0.001/*0.002*
				Black	**ZBA234**	0.001/*0.002*
		OFF	White	Red	**ZBA435**	0.001/*0.002*
				Black	**ZBA235**	0.001/*0.002*
		◇	White	Green	**ZBA346**	0.001/*0.002*
		R *(1)*	White	Blue	**ZBA639**	0.001/*0.002*
		+	White	Black	**ZBA2934**	0.001/*0.002*
		–	White	Black	**ZBA2935**	0.001/*0.002*

(1) Double injection moulded marking.
(2) Can be clipped-in at 90° steps, through 360°

Control and signaling units Ø 22

Harmony XB5, plastic

Accessories for heads

Boots

107360

ZBP0

Transparent boots for pushbuttons *(1)*

Description	For use with plastic pushbuttons	Sold in lots of	Unit reference	Weight kg/*lb*
Single boots *(2)*	Flush with circular head	10	**ZBPA**	0.002/*0.004*
	Projecting with circular head and push-push version	10	**ZBP0**	0.002/*0.004*
	Flush or projecting with circular head for food industry applications	10	**ZBP0A**	0.002/*0.004*

Colored boots

Description	Color	For use with	Sold in lots of	Unit reference	Weight kg/*lb*
Colored boots (can be replaced without dismantling the head)	White	ZB5AP1S	10	**ZBP011**	0.003/*0.007*
	Black	ZB5AP2S	10	**ZBP012**	0.003/*0.007*
	Green	ZB5AP3S	10	**ZBP013**	0.003/*0.007*
	Red	ZB5AP4S	10	**ZBP014**	0.003/*0.007*
	Yellow	ZB5AP5S	10	**ZBP015**	0.003/*0.007*
	Blue	ZB5AP6S	10	**ZBP016**	0.003/*0.007*
Clear membrane	Transparent	ZB5AP●83	10	**ZBP017**	0.003/*0.007*

(1) Boots for multiple-headed pushbuttons, see page 27.
(2) Permissible panel thickness 1 to 5 mm/0.039 to 0.179 in. cannot be used with legend holders.

Presentation: page 4
References: page 16

Control and signaling units Ø 22

Harmony XB5, plastic

Accessories for heads

Lens caps

ZBV0153

Lens caps				
For use with	Color	Sold in lots of	Unit reference	Weight kg/*lb*
Circular lens caps for light sources with integral LED				
Pilot lights	White	10	**ZBV0113**	0.002/*0.004*
	Green	10	**ZBV0133**	0.002/*0.004*
	Red	10	**ZBV0143**	0.002/*0.004*
	Orange	10	**ZBV0153**	0.002/*0.004*
	Blue	10	**ZBV0163**	0.002/*0.004*
	5 different colored grooved lenses *(1)*	10	**ZBV0103S**	0.010/*0.022*
Illuminated pushbuttons with flush push	White	10	**ZBW9113**	0.002/*0.004*
	Green	10	**ZBW9133**	0.002/*0.004*
	Red	10	**ZBW9143**	0.002/*0.004*
	Orange	10	**ZBW9153**	0.002/*0.004*
	Blue	10	**ZBW9163**	0.002/*0.004*
Illuminated pushbuttons with projecting push	White	10	**ZBW9313**	0.002/*0.004*
	Green	10	**ZBW9333**	0.002/*0.004*
	Red	10	**ZBW9343**	0.002/*0.004*
	Orange	10	**ZBW9353**	0.002/*0.004*
	Blue	10	**ZBW9363**	0.002/*0.004*
Square lens caps for plastic pushbuttons				
Pilot lights	White	10	**ZBCV0113**	0.002/*0.004*
	Green	10	**ZBCV0133**	0.002/*0.004*
	Red	10	**ZBCV0143**	0.002/*0.004*
	Orange	10	**ZBCV0153**	0.002/*0.004*
	Blue	10	**ZBCV0163**	0.002/*0.004*
Illuminated pushbuttons with flush push	White	10	**ZBCW9113**	0.002/*0.004*
	Green	10	**ZBCW9133**	0.002/*0.004*
	Red	10	**ZBCW9143**	0.002/*0.004*
	Orange	10	**ZBCW9153**	0.002/*0.004*
	Blue	10	**ZBCW9163**	0.002/*0.004*
Illuminated pushbuttons with projecting push	White	10	**ZBCW9313**	0.002/*0.004*
	Green	10	**ZBCW9333**	0.002/*0.004*
	Red	10	**ZBCW9343**	0.002/*0.004*
	Orange	10	**ZBCW9353**	0.002/*0.004*
	Blue	10	**ZBCW9363**	0.002/*0.004*
Circular lens caps for light sources with BA 9s fitting				
Pilot lights	White	10	**ZBV011**	0.002/*0.004*
	Green	10	**ZBV013**	0.002/*0.004*
	Red	10	**ZBV014**	0.002/*0.004*
	Orange	10	**ZBV015**	0.002/*0.004*
	Blue	10	**ZBV016**	0.002/*0.004*
	Clear	10	**ZBV017**	0.002/*0.004*
Illuminated pushbuttons with flush push	White	10	**ZBW911**	0.002/*0.004*
	Green	10	**ZBW913**	0.002/*0.004*
	Red	10	**ZBW914**	0.002/*0.004*
	Orange	10	**ZBW915**	0.002/*0.004*
	Blue	10	**ZBW916**	0.002/*0.004*
	Clear	10	**ZBW917**	0.002/*0.004*
Illuminated pushbuttons with projecting push	White	10	**ZBW931**	0.002/*0.004*
	Green	10	**ZBW933**	0.002/*0.004*
	Red	10	**ZBW934**	0.002/*0.004*
	Orange	10	**ZBW935**	0.002/*0.004*
	Blue	10	**ZBW936**	0.002/*0.004*
	Clear	10	**ZBW937**	0.002/*0.004*


ZBV016

(1) Clear, green, red, orange, or blue.

Control and signaling units Ø 22

Harmony XB5, plastic

8 x 27 mm legends with 30 x 40 mm legend holders

ZBZ34

ZBY●H101

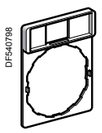
ZBZ32

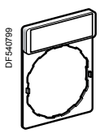
ZBY●101

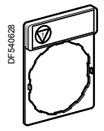
ZBY4140

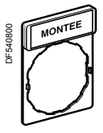

ZBY2107

30 x 40 mm legend holders (flush mounting with bezel) for 8 x 27 mm legends *(1)*					
Description	Legend		Sold in lots of	Unit reference	Weight kg/*lb*
	Background Color	Marking			
Without legend	–	–	10	**ZBZ34**	0.003/*0.007*
With blank legend	Black or red	–	10	**ZBY2H101**	0.004/*0.009*
	White or yellow	–	10	**ZBY4H101**	0.004/*0.009*

Standard 30 x 40 mm legend holders for 8 x 27 mm legends *(1)*					
Description	Legend		Sold in lots of	Unit reference	Weight kg/*lb*
	Color	Marking			
Without legend	–	–	10	**ZBZ32**	0.001/*0.002*
With blank legend (for engraving)	Black or red	–	10	**ZBY2101**	0.002/*0.004*
	White or yellow	–	10	**ZBY4101**	0.002/*0.004*
With 8 x 27 mm /*0.315 x 1.063 in.* legend (with International marking)	Black or red *(2)*	O (black background)	10	**ZBY2146**	0.002/*0.004*
		O (red background)	10	**ZBY2931**	0.002/*0.004*
		I	10	**ZBY2147**	0.002/*0.004*
		II	10	**ZBY2148**	0.002/*0.004*
		O-I	10	**ZBY2178**	0.002/*0.004*
		I-II	10	**ZBY2179**	0.002/*0.004*
		I-O-II	10	**ZBY2186**	0.002/*0.004*
		AUTO	10	**ZBY2115**	0.002/*0.004*
		STOP	10	**ZBY2304**	0.002/*0.004*
	Yellow	⊽	10	**ZBY4140** *(3)*	0.002/*0.004*
With 8 x 27 mm /*0.315 x 1.063 in.* legend (with French language marking)	Black or red *(2)*	ARRET (red background)	10	**ZBY2104**	0.002/*0.004*
		ARRET (black background)	10	**ZBY0104**	0.002/*0.004*
		ARRET GENERAL	10	**ZBY2129**	0.002/*0.004*
		ARRET REARMEMENT	10	**ZBY2133**	0.002/*0.004*
		ARRET-MARCHE	10	**ZBY2166**	0.002/*0.004*
		ARRIERE	10	**ZBY2106**	0.002/*0.004*
		AUTO CYCLE-CYCLE	10	**ZBY2198**	0.002/*0.004*
		AUTO CYCLE-MAIN	10	**ZBY2199**	0.002/*0.004*
		AUTO-MAIN	10	**ZBY2164**	0.002/*0.004*
		AUTO-O-MAIN	10	**ZBY2185**	0.002/*0.004*
		AVANT	10	**ZBY2105**	0.002/*0.004*
		AVANT-O-ARRIERE	10	**ZBY2184**	0.002/*0.004*
		C-P-C-NORMAL	10	**ZBY2165**	0.002/*0.004*
		CYCLE-MAIN	10	**ZBY2197**	0.002/*0.004*
		DECLENCHEMENT	10	**ZBY2132**	0.002/*0.004*
		DEFAUT (black background)	10	**ZBY2134**	0.002/*0.004*
		DEFAUT (red background)	10	**ZBY2135**	0.002/*0.004*
		DEPART CYCLE	10	**ZBY2195**	0.002/*0.004*
		DESCENTE	10	**ZBY2108**	0.002/*0.004*
		DROITE	10	**ZBY2109**	0.002/*0.004*
		ENCLENCHEMENT	10	**ZBY2131**	0.002/*0.004*
		EN SERVICE	10	**ZBY2111**	0.002/*0.004*
		FERMETURE	10	**ZBY2114**	0.002/*0.004*
		GAUCHE	10	**ZBY2110**	0.002/*0.004*
		HORS SERVICE	10	**ZBY2112**	0.002/*0.004*
		HORS-EN	10	**ZBY2167**	0.002/*0.004*
		LENT	10	**ZBY2127**	0.002/*0.004*
		MAIN	10	**ZBY2116**	0.002/*0.004*
		MARCHE	10	**ZBY2103**	0.002/*0.004*
		MONTEE	10	**ZBY2107**	0.002/*0.004*
		OUVERTURE	10	**ZBY2113**	0.002/*0.004*
		PHASE/PHASE	10	**ZBY2196**	0.002/*0.004*
		REARMEMENT (red background)	10	**ZBY2123**	0.002/*0.004*
		REARMEMENT (black background)	10	**ZBY0123**	0.002/*0.004*
		SOUS TENSION	10	**ZBY2126**	0.002/*0.004*
		VITE	10	**ZBY2128**	0.002/*0.004*
	Red	ARRET D'URGENCE	10	**ZBY2130** *(3)*	0.002/*0.004*

(1) For legends, see pages 66 to 68.
(2) "Start" functions: white letters on black background. "Stop" functions: white letters on red background (unless otherwise specified above).
(3) ***For complying with EN/ISO 13850 standard, paragraph 4.4.6., Emergency Stop function logo ⊽ has been added.***

Presentation : page 4
References : page 16

Control and signaling units Ø 22

Harmony XB5, plastic

8 x 27 mm legends with 30 x 40 mm legend holders

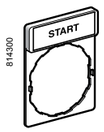

814300

ZBY2303

Standard 30 x 40 mm legend holders with 8 x 27 mm legends (continued)

Description	Legend Color	Legend Marking	Sold in lots of	Reference	Weight kg/*lb*
With legend (with English language marking)	Black or red background *(1)*	AUTO-HAND	10	**ZBY2364**	0.002/*0.004*
		AUTO-O-HAND	10	**ZBY2385**	0.002/*0.004*
		CLOSE	10	**ZBY2314**	0.002/*0.004*
		DOWN	10	**ZBY2308**	0.002/*0.004*
		FAST	10	**ZBY2328**	0.002/*0.004*
		FORWARD	10	**ZBY2305**	0.002/*0.004*
		HAND	10	**ZBY2316**	0.002/*0.004*
		HAND-OFF-AUTO	10	**ZBY2387**	0.002/*0.004*
		INCH	10	**ZBY2321**	0.002/*0.004*
		LEFT	10	**ZBY2310**	0.002/*0.004*
		OFF	10	**ZBY2312**	0.002/*0.004*
		OFF-ON	10	**ZBY2367**	0.002/*0.004*
		ON	10	**ZBY2311**	0.002/*0.004*
		OPEN	10	**ZBY2313**	0.002/*0.004*
		POWER ON	10	**ZBY2326**	0.002/*0.004*
		RESET (red background)	10	**ZBY2323**	0.002/*0.004*
		RESET (black background)	10	**ZBY2322**	0.002/*0.004*
		REVERSE	10	**ZBY2306**	0.002/*0.004*
		RIGHT	10	**ZBY2309**	0.002/*0.004*
		RUN	10	**ZBY2334**	0.002/*0.004*
		SLOW	10	**ZBY2327**	0.002/*0.004*
		START	10	**ZBY2303**	0.002/*0.004*
		STOP-START	10	**ZBY2366**	0.002/*0.004*
		UP	10	**ZBY2307**	0.002/*0.004*
	Red background	EMERGENCY STOP	10	**ZBY2330** *(2)*	0.002/*0.004*
With legend (with German language marking)	Black or red background *(1)*	AB	10	**ZBY2208**	0.002/*0.004*
		AUF	10	**ZBY2207**	0.002/*0.004*
		AUS	10	**ZBY2204**	0.002/*0.004*
		AUS-EIN	10	**ZBY2266**	0.002/*0.004*
		AUS-IN BETRIEB	10	**ZBY2267**	0.002/*0.004*
		AUS-RÜCKSTELLUNG	10	**ZBY2233**	0.002/*0.004*
		AUSSCHALTEN	10	**ZBY2232**	0.002/*0.004*
		AUTO-HAND	10	**ZBY2364**	0.002/*0.004*
		AUTO-O-HAND	10	**ZBY2385**	0.002/*0.004*
		AUTOZYKL-HAND	10	**ZBY2299**	0.002/*0.004*
		AUTOZYKL- 1 ZYKL	10	**ZBY2298**	0.002/*0.004*
		C-P-C-NORMAL	10	**ZBY2265**	0.002/*0.004*
		EIN	10	**ZBY2203**	0.002/*0.004*
		EINSCHALTEN	10	**ZBY2231**	0.002/*0.004*
		HAND	10	**ZBY2316**	0.002/*0.004*
		LANGSAM	10	**ZBY2227**	0.002/*0.004*
		LINKS	10	**ZBY2210**	0.002/*0.004*
		NOT-AUS (red background)	10	**ZBY2230**	0.002/*0.004*
		ÖFFNEN	10	**ZBY2213**	0.002/*0.004*
		RECHTS	10	**ZBY2209**	0.002/*0.004*
		RÜCKSTELLUNG	10	**ZBY2223**	0.002/*0.004*
		SCHLIESSEN	10	**ZBY2214**	0.002/*0.004*
		SCHNELL	10	**ZBY2228**	0.002/*0.004*
		SPANNUNG EIN	10	**ZBY2226**	0.002/*0.004*
		STEUERUNG AUS	10	**ZBY2212**	0.002/*0.004*
		STEUERUNG EIN	10	**ZBY2211**	0.002/*0.004*
		STÖRUNG (black background)	10	**ZBY2234**	0.002/*0.004*
		STÖRUNG (red background)	10	**ZBY2235**	0.002/*0.004*
		VOR	10	**ZBY2205**	0.002/*0.004*
		VOR-O-ZURÜCK	10	**ZBY2284**	0.002/*0.004*
		ZURÜCK	10	**ZBY2206**	0.002/*0.004*
		ZYKLUS-HAND	10	**ZBY2297**	0.002/*0.004*
		ZYKLUSSTART	10	**ZBY2295**	0.002/*0.004*
	Red background	NOT-HALT	10	**ZBY2229** *(2)*	0.002/*0.004*
	Yellow background	NOT-HALT	10	**ZBY22420001** *(2)*	0.002/*0.004*

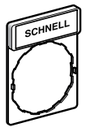

DF540801

ZBY2228

(1) "Start" functions: white letters on black background. "Stop" functions: white letters on red background (unless otherwise specified above).

*(2) **For complying with EN/ISO 13850 standard, paragraph 4.4.6., Emergency Stop function logo ⏻ has been added.***

Control and signaling units Ø 22

Harmony XB5, plastic

Legends 8 x 27 mm

DG121137

ZBY02931

DF540629

ZBY0140

DG121117

ZBY02104

8 x 27 mm marked legends for 30 x 40 mm legend holders ZBZ32 and ZBZ34

Language	Color of background	Marking	Sold in lots of	Reference	Weight kg/*lb*
Without	Black or red	–	10	**ZBY0101**	0.001/*0.002*
	White or yellow	–	10	**ZBY0102**	0.001/*0.002*
International	Black or red *(1)*	O (black background)	10	**ZBY02146**	0.001/*0.002*
		O (red background)	10	**ZBY02931**	0.001/*0.002*
		I	10	**ZBY02147**	0.001/*0.002*
		II	10	**ZBY02148**	0.001/*0.002*
		O-I	10	**ZBY02178**	0.001/*0.002*
		I-II	10	**ZBY02179**	0.001/*0.002*
		I-O-II	10	**ZBY02186**	0.001/*0.002*
		AUTO	10	**ZBY02115**	0.001/*0.002*
		STOP	10	**ZBY02304**	0.001/*0.002*
	Yellow	⏻	10	**ZBY0140** *(2)*	0.001/*0.002*
French	Black or red *(1)*	ARRET (red background)	10	**ZBY02104**	0.001/*0.002*
		ARRET (black background)	10	**ZBY00104**	0.001/*0.002*
		ARRET GENERAL	10	**ZBY02129**	0.001/*0.002*
		ARRET REARMEMENT	10	**ZBY02133**	0.001/*0.002*
		ARRET-MARCHE	10	**ZBY02166**	0.001/*0.002*
		ARRIERE	10	**ZBY02106**	0.001/*0.002*
		AUTO CYCLE-CYCLE	10	**ZBY02198**	0.001/*0.002*
		AUTO CYCLE-MAIN	10	**ZBY02199**	0.001/*0.002*
		AUTO-MAIN	10	**ZBY02164**	0.001/*0.002*
		AUTO-O-MAIN	10	**ZBY02185**	0.001/*0.002*
		AVANT	10	**ZBY02105**	0.001/*0.002*
		AVANT-O-ARRIERE	10	**ZBY02184**	0.001/*0.002*
		C-P-C-NORMAL	10	**ZBY02165**	0.001/*0.002*
		CYCLE-MAIN	10	**ZBY02197**	0.001/*0.002*
		DECLENCHEMENT	10	**ZBY02132**	0.001/*0.002*
		DEFAUT (black background)	10	**ZBY02134**	0.001/*0.002*
		DEFAUT (red background)	10	**ZBY02135**	0.001/*0.002*
		DEPART CYCLE	10	**ZBY02195**	0.001/*0.002*
		DESCENTE	10	**ZBY02108**	0.001/*0.002*
		DROITE	10	**ZBY02109**	0.001/*0.002*
		ENCLENCHEMENT	10	**ZBY02131**	0.001/*0.002*
		EN SERVICE	10	**ZBY02111**	0.001/*0.002*
		FERMETURE	10	**ZBY02114**	0.001/*0.002*
		GAUCHE	10	**ZBY02110**	0.001/*0.002*
		HORS SERVICE	10	**ZBY02112**	0.001/*0.002*
		HORS-EN	10	**ZBY02167**	0.001/*0.002*
		LENT	10	**ZBY02127**	0.001/*0.002*
		MAIN	10	**ZBY02116**	0.001/*0.002*
		MARCHE	10	**ZBY02103**	0.001/*0.002*
		MONTEE	10	**ZBY02107**	0.001/*0.002*
		OUVERTURE	10	**ZBY02113**	0.001/*0.002*
		PHASE/PHASE	10	**ZBY02196**	0.001/*0.002*
		REARMEMENT (red background)	10	**ZBY02123**	0.001/*0.002*
		REARMEMENT (black background)	10	**ZBY00123**	0.001/*0.002*
		SOUS TENSION	10	**ZBY02126**	0.001/*0.002*
		VITE	10	**ZBY02128**	0.001/*0.002*
	Red	ARRET D'URGENCE	10	**ZBY02130** *(2)*	0.001/*0.002*

(1) "Start" functions: white letters on black background. "Stop" functions: white letters on red background (unless otherwise specified above)

*(2) **For complying with EN/ISO 13850 standard, paragraph 4.4.6., Emergency Stop function logo ⏻ has been added.***

Presentation : page 4

Description : page 5

Control and signaling units Ø 22

Harmony XB5, plastic

Legends 8 x 27 mm

ZBY02303

ZBY02228

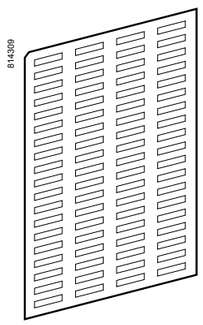

ZBY4100

8 x 27 mm marked legends for 30 x 40 mm legend holders ZBZ32 and ZBZ34 (continued)

Language	Color of background	Marking	Sold in lots of	Reference	Weight kg/*lb*
English	Black or red *(1)*	AUTO-HAND	10	**ZBY02364**	0.001/*0.002*
		AUTO-O-HAND	10	**ZBY02385**	0.001/*0.002*
		CLOSE	10	**ZBY02314**	0.001/*0.002*
		DOWN	10	**ZBY02308**	0.001/*0.002*
		FAST	10	**ZBY02328**	0.001/*0.002*
		FORWARD	10	**ZBY02305**	0.001/*0.002*
		HAND	10	**ZBY02316**	0.001/*0.002*
		HAND-OFF-AUTO	10	**ZBY02387**	0.001/*0.002*
		INCH	10	**ZBY02321**	0.001/*0.002*
		LEFT	10	**ZBY02310**	0.001/*0.002*
		OFF	10	**ZBY02312**	0.001/*0.002*
		OFF-ON	10	**ZBY02367**	0.001/*0.002*
		ON	10	**ZBY02311**	0.001/*0.002*
		OPEN	10	**ZBY02313**	0.001/*0.002*
		POWER ON	10	**ZBY02326**	0.001/*0.002*
		RESET (red background)	10	**ZBY02323**	0.001/*0.002*
		RESET (black background)	10	**ZBY02322**	0.001/*0.002*
		REVERSE	10	**ZBY02306**	0.001/*0.002*
		RIGHT	10	**ZBY02309**	0.001/*0.002*
		RUN	10	**ZBY02334**	0.001/*0.002*
		SLOW	10	**ZBY02327**	0.001/*0.002*
		START	10	**ZBY02303**	0.001/*0.002*
		STOP-START	10	**ZBY02366**	0.001/*0.002*
		UP	10	**ZBY02307**	0.001/*0.002*
	Red	EMERGENCY STOP	10	**ZBY02330** *(2)*	0.001/*0.002*
German	Black or red *(1)*	AB	10	**ZBY02208**	0.001/*0.002*
		AUF	10	**ZBY02207**	0.001/*0.002*
		AUS	10	**ZBY02204**	0.001/*0.002*
		AUS-EIN	10	**ZBY02266**	0.001/*0.002*
		AUS-IN BETRIEB	10	**ZBY02267**	0.001/*0.002*
		AUS-RÜCKSTELLUNG	10	**ZBY02233**	0.001/*0.002*
		AUSSCHALTEN	10	**ZBY02232**	0.001/*0.002*
		AUTO-HAND	10	**ZBY02364**	0.001/*0.002*
		AUTO-O-HAND	10	**ZBY02385**	0.001/*0.002*
		AUTOZYKL-HAND	10	**ZBY02299**	0.001/*0.002*
		AUTOZYKL- 1 ZYKL	10	**ZBY02298**	0.001/*0.002*
		C-P-C-NORMAL	10	**ZBY02265**	0.001/*0.002*
		EIN	10	**ZBY02203**	0.001/*0.002*
		EINSCHALTEN	10	**ZBY02231**	0.001/*0.002*
		HAND	10	**ZBY02316**	0.001/*0.002*
		LANGSAM	10	**ZBY02227**	0.001/*0.002*
		LINKS	10	**ZBY02210**	0.001/*0.002*
		NOT-AUS (red background)	10	**ZBY02230**	0.001/*0.002*
		ÖFFNEN	10	**ZBY02213**	0.001/*0.002*
		RECHTS	10	**ZBY02209**	0.001/*0.002*
		RÜCKSTELLUNG	10	**ZBY02223**	0.001/*0.002*
		SCHLIESSEN	10	**ZBY02214**	0.001/*0.002*
		SCHNELL	10	**ZBY02228**	0.001/*0.002*
		SPANNUNG EIN	10	**ZBY02226**	0.001/*0.002*
		STEUERUNG AUS	10	**ZBY02212**	0.001/*0.002*
		STEUERUNG EIN	10	**ZBY02211**	0.001/*0.002*
		STÖRUNG (black background)	10	**ZBY02234**	0.001/*0.002*
		STÖRUNG (red background)	10	**ZBY02235**	0.001/*0.002*
		VOR	10	**ZBY02205**	0.001/*0.002*
		VOR-O-ZURÜCK	10	**ZBY02284**	0.001/*0.002*
		ZURÜCK	10	**ZBY02206**	0.001/*0.002*
		ZYKLUS-HAND	10	**ZBY02297**	0.001/*0.002*
		ZYKLUSSTART	10	**ZBY02295**	0.001/*0.002*
	Red	NOT-HALT	10	**ZBY02229** *(2)*	0.001/*0.002*
	Yellow	NOT-HALT	10	**ZBY022420001** *(2)*	0.001/*0.002*

Sheets of peel-off legends (with backing board and protective transparent cover)

Description	For use with	Sold in lots of	Unit reference	Weight kg/*lb*
Sheet of 76 legends 8 x 27 mm /*0.315 x 1.063 in.*	30 x 40 mm/*1.181 x 1.575 in.* legend holder ZBZ32 and ZBZ34	10	**ZBY4100**	0.043/*0.095*

(1) "Start" functions: white letters on black background. "Stop" functions: white letters on red background (unless otherwise specified above).

*(2) **For complying with EN/ISO 13850 standard, paragraph 4.4.6., Emergency Stop function logo ⏻ has been added.***

Control and signaling units Ø 22

Harmony XB5, plastic

Legend holders for 18 x 27 mm legends

18 x 27 mm legends for engraving or printing

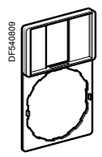

ZBZ33

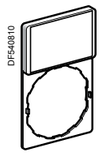

ZBY610●

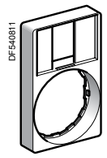

ZBZ35

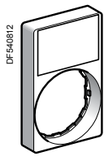

ZBY6H10●

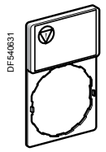

ZBY6140

Standard 30 x 50 mm legend holders for 18 x 27 mm legends

Description	Color of background	Sold in lots of	Unit reference	Weight kg/*lb*
Without legend	–	10	**ZBZ33**	0.001/*0.002*
With blank legend	Black or red	10	**ZBY6101**	0.002/*0.004*
	White or yellow	10	**ZBY6102**	0.002/*0.004*
	Yellow	10	**ZBY6140** *(1)*	0.002/*0.004*

30 x 50 mm legend holder (flush mounting with bezel) for 18 x 27 mm legends

Description	Color of background	Sold in lots of	Unit reference	Weight kg/*lb*
Without legend	–	10	**ZBZ35**	0.003/*0.007*
With blank legend	Black or red	10	**ZBY6H101**	0.004/*0.009*
	White or yellow	10	**ZBY6H102**	0.004/*0.009*

18 x 27 mm legends for engraving for 30 x 50 mm legend holders

Description	Language	Marking	Sold in lots of	Unit reference	Weight kg/*lb*
Black or red background	–	Without	10	**ZBY5101**	0.001/*0.002*
White or yellow background	–	Without	10	**ZBY5102**	0.001/*0.002*
Yellow background	International	⏻	10	**ZBY6140** *(1)*	0.001/*0.002*
	French	ARRET D'URGENCE	10	**ZBY55130** *(1)*	0.001/*0.002*
	English	EMERGENCY STOP	10	**ZBY55330** *(1)*	0.001/*0.002*

Sheets of peel-off legends (with backing board and protective transparent cover)

Description	For use with	Sold in lots of	Unit reference	Weight kg/*lb*
Sheet of 40 18 x 27 mm /*0.709 x 1.063 in.* legends	30 x 50 mm /*1.181 x 1.968 in.* legend holder ZBZ33 and ZBZ35	10	**ZBY5100**	0.044/*0.097*

*(1) **For complying with EN/ISO 13850 standard, paragraph 4.4.6., Emergency Stop function logo ⏻ has been added.***

Presentation : page 4
References : page 16

Control and signaling units Ø 22

Harmony XB5, plastic

Legends, for insertion, for printing, pre-printed, labelling software, circular legends

DF540813

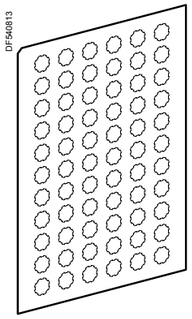

ZBY1101

Legends for XB5A pushbuttons, illuminated pushbuttons and pilot lights

Description	Language	Marking	Sold in lots of	Unit reference	Weight kg/*lb*
Sheets of 66 circular peel-off, transparent, self-adhesive legends	–	Without	10	**ZBY1101**	0.017/*0.037*
Strips of 66 circular peel-off, transparent, self-adhesive legends	International	O	10	**ZBY1146**	0.017/*0.037*
		I	10	**ZBY1147**	0.017/*0.037*
		II	10	**ZBY1148**	0.017/*0.037*
		III	10	**ZBY1149**	0.017/*0.037*
		STOP	10	**ZBY1304**	0.017/*0.037*
		↑	10	**ZBY1912**	0.017/*0.037*
	French	ARRET	10	**ZBY1104**	0.017/*0.037*
		ARRIERE	10	**ZBY1106**	0.017/*0.037*
		AUTO	10	**ZBY1115**	0.017/*0.037*
		AVANT	10	**ZBY1105**	0.017/*0.037*
		DESCENTE	10	**ZBY1108**	0.017/*0.037*
		MAIN	10	**ZBY1116**	0.017/*0.037*
		MARCHE	10	**ZBY1103**	0.017/*0.037*
		MONTEE	10	**ZBY1107**	0.017/*0.037*
	English	HAND	10	**ZBY1316**	0.017/*0.037*
		OFF	10	**ZBY1312**	0.017/*0.037*
		ON	10	**ZBY1311**	0.017/*0.037*
		START	10	**ZBY1303**	0.017/*0.037*
	German	AB	10	**ZBY1208**	0.017/*0.037*
		AUF	10	**ZBY1207**	0.017/*0.037*
		AUS	10	**ZBY1204**	0.017/*0.037*
		EIN	10	**ZBY1203**	0.017/*0.037*
		ZU	10	**ZBY1214**	0.017/*0.037*

Circular yellow legends for mushroom head pushbuttons

Used for "Emergency stop" function *(1)*

Diameter mm/*in.*	Conforming to standards	Marking on yellow background	Sold in lots of	Reference	Weight kg/*lb*
90/*3.543*	EN/IEC 60204-1 and EN/ISO 13850	–	10	**ZBY8140**	0.008/*0.018*
		ARRET D'URGENCE	10	**ZBY8130**	0.008/*0.018*
		EMERGENCY STOP	10	**ZBY8330**	0.008/*0.018*
		NOT-HALT	10	**ZBY8230**	0.008/*0.018*
		PARADA DE EMERGENCIA	10	**ZBY8430**	0.008/*0.018*
		ARRESTO DE EMERGENZA	10	**ZBY8630**	0.008/*0.018*

Used for "Emergency switching off" function

60/*2.362*	EN/IEC 60204-1	–	10	**ZBY9101**	0.004/*0.009*
		COUPURE D'URGENCE	10	**ZBY9160**	0.004/*0.009*
		EMERGENCY SWITCHING OFF	10	**ZBY9360**	0.004/*0.009*
		NOT-AUS	10	**ZBY9260**	0.004/*0.009*
		DESCONEXION DE EMERGENCIA	10	**ZBY9460**	0.004/*0.009*
		INTERRUZIONE DI EMERGENZA	10	**ZBY9660**	0.004/*0.009*
90/*3.543*	EN/IEC 60204-1	–	10	**ZBY8101**	0.008/*0.018*
		COUPURE D'URGENCE	10	**ZBY8160**	0.008/*0.018*
		EMERGENCY SWITCHING OFF	10	**ZBY8360**	0.008/*0.018*
		NOT-AUS	10	**ZBY8260**	0.008/*0.018*
		DESCONEXION DE EMERGENCIA	10	**ZBY8460**	0.008/*0.018*
		INTERRUZIONE DI EMERGENZA	10	**ZBY8660**	0.008/*0.018*

*(1) **For complying with EN/ISO 13850 standard, paragraph 4.4.6., Emergency Stop function logo ⏻ has been added.***

PF140234

ZBY9360

Control and signaling units Ø 22

Harmony XB5, plastic

Accessories for pushbuttons

DF539943

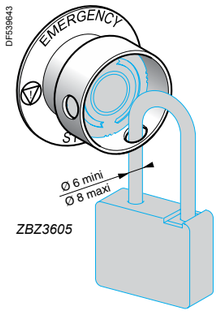

ZBZ3605

Accessories for mushroom head pushbuttons

Description	Exclusive use with the following Ø 40/*1.575 in.* trigger action pushbuttons	Color	Reference	Weight kg/*lb*
Padlocking kit *(1) (2)* for Emergency stop *(3)* and Emergency switching off function *(4)*, (padlockable)	XB5AS844● XB5AS944● ZB5AS844 ZB5AS944●	Yellow	**ZBZ3605**	0.045/*0.099*
Metal guards for Emergency stop *(3)* function Padlockable *(2)*	XB5AT8● XB5AS8● XB5AS9● ZB5AT8● ZB5AS8● ZB5AS9●	Chromium plated	**ZBZ1600**	0.046/*0.101*
		Black	**ZBZ1602**	0.046/*0.101*
		Red	**ZBZ1604**	0.046/*0.101*
		Blue	**ZBZ1606**	0.046/*0.101*

PF140240

ZBY9330T

Description	Marking	Color	Reference	Weight kg/*lb*
Ø 60 mm/*2.363 in.* legend for padlocking device ZBZ3605 for Emergency stop function *(3)*	-	Yellow	**ZBY9140T**	0.004/*0.009*
	ARRET D'URGENCE	Yellow	**ZBY9130T**	0.004/*0.009*
	EMERGENCY STOP	Yellow	**ZBY9330T**	0.004/*0.009*
	NOT-HALT	Yellow	**ZBY9230T**	0.004/*0.009*
Ø 60 mm/*2.363 in.* legend for padlocking device ZBZ3605 for Emergency switching off function *(4)*	-	Yellow	**ZBY9101T**	0.004/*0.009*
	COUPURE D'URGENCE	Yellow	**ZBY9160T**	0.004/*0.009*
	EMERGENCY SWITCHING OFF	Yellow	**ZBY9360T**	0.004/*0.009*
	NOT-AUS	Yellow	**ZBY9260T**	0.004/*0.009*
Ø 60 mm/*2.363 in.* circular legend compatible with Emergency stop	-	Yellow	**ZBY9121**	0.007/*0.015*
	EMERGENCY STOP	Yellow	**ZBY9320**	0.007/*0.015*
	ARRET D'URGENCE	Yellow	**ZBY9120**	0.007/*0.015*
	NOT-HALT	Yellow	**ZBY9220**	0.007/*0.015*
	PARADA DE EMERGENCIA	Yellow	**ZBY9420**	0.007/*0.015*
	ARRESTO DI EMERGENZA	Yellow	**ZBY9620**	0.007/*0.015*

PF140234

ZBY9360T

DF540769

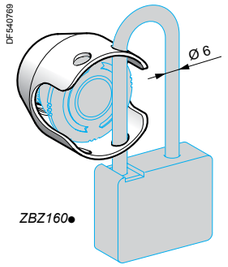

ZBZ160●

Other accessories

Description	For use with	Color	Reference	Weight kg/*lb*
Plastic guard	Selector switches and key switches	Black	**ZBZ2102**	0.005/*0.011*
Padlockable flaps	Flush type pushbuttons	Black	**ZB4BZ62**	0.076/*0.168*
		Red	**ZB4BZ64**	0.076/*0.168*
		Yellow	**ZB4BZ65**	0.076/*0.168*
		Blue	**ZB4BZ66**	0.076/*0.168*

107353

ZB4BZ64

Description	Material	For use with	Color	Sold in lots of	Unit reference	Weight kg/*lb*
Bellows seals for harsh environments (environments subject to humidity, dust, high- pressure cleaning, etc.) **IP 69K** *(5)*	Silicone	Emergency stop/ Switching off function	Black	2	**ZBZ28**	0.009/*0.020*
		Other functions	Yellow	2	**ZBZ58**	0.009/*0.020*

107366

ZBZ58

*(1) Standard circular legends are not compatible with this product. Use special legends **ZBY9●●●T**.*
(2) No isolation function is possible when this guard is fitted.
(3) For conformity with standards EN/IEC 60204-1 and EN/ISO 13850.
(4) For conformity with standard EN/IEC 60204-1.
*(5) Only when mounted on control stations. Use legends **ZBY9●●●T**.*

Presentation: page 4

References: page 16

Control and signaling units Ø 22

Harmony XB5, plastic

Accessories for pushbuttons

PF141190

ZB5SZ3

DF540733

ZB4BZ007

XB5_633_CPSCT16030

ZBSP2

PF151535

ZB5AZ026

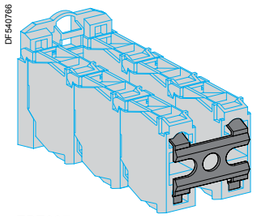
DF540766

ZBZ007

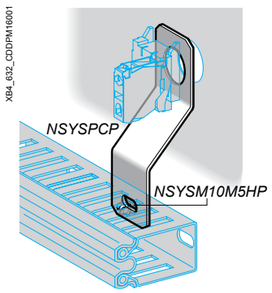

X84_632_CDDPM16001

Other accessories (continued)

Description	For use with	Color	Sold in lots of	Unit reference	Weight kg/*lb*
Plastic blanking plug (with fixing nut)	Circular shape Ø 22 mm/*0.866 in.* control and signaling units	Black	10	**ZB5SZ3**	0.009/*0.020*
	Square shape Ø 22 mm/*0.866 in.* control and signaling units	Black	10	**ZB5SZ5**	0.009/*0.020*
Liquid spray protective washer to be fitted under the head	Ø 22 mm/*0.866 in.* control and signaling units	Chromium plated	50	**ZB4BZ007**	0.010/*0.022*
		Black	50	**ZB4BZ0077**	0.010/*0.022*
Plastic protection cover IP65/IP67	Ø 22 mm/*0.866 in.* USB and RJ45 ports	Black	10	**ZBSP1**	0.002/*0.004*
Rigid plastic protection cover IP65/IP67	Ø 22 mm/*0.866 in.* USB and RJ45 ports	Transparent	1	**ZBSP2**	0.006/*0.013*
Metal protection cover IP65/IP67/ IP69K	Ø 22 mm/*0.866 in.* USB and RJ45 ports	Silver	1	**ZBSP3**	0.010/*0.022*
Ø 30 mm/*1.181 in.* Plastic flush mounting kit	for pushbuttons and pilot lights	Black	1	**ZB5AZ021**	0.006/*0.013*
	for selector switches and illuminated pushbuttons	Black	1	**ZB5AZ022**	0.007/*0.015*
Ø 30 mm/*1.181 in.* Plastic flush mounting kit with 1 line legend	for pushbuttons and pilot lights	Black	1	**ZB5AZ023**	0.007/*0.015*
	for selector switches and illuminated pushbuttons	Black	1	**ZB5AZ024**	0.008/*0.018*
Ø 30 mm/*1.181 in.* Plastic flush mounting kit with 2 lines legend	for pushbuttons and pilot lights	Black	1	**ZB5AZ025**	0.007/*0.015*
	for selector switches and illuminated pushbuttons	Black	1	**ZB5AZ026**	0.009/*0.020*
Plastic clips	2 or 3 levels of contact blocks ZBE10● in high vibration environment	–	10	**ZBZ007**	–
Dummy contact block	Contact blocks ZBE10● and transformer blocks ZBV5B	–	5	**ZBE000**	–
Set of tabs for Faston connection	Contact blocks ZBE10● and light blocks ZBV●	–	10	**ZBZ003**	–

Description	Application	Sold in lots of	Unit reference	Weight kg/*lb*
Cable ducting support	Attached beneath head	10	**NSYSPCP**	0.030/*0.066*
M5 x 10 screw, with hexagonal slotted head	For attaching cable ducting	100	**NSYSM10M5HP**	0.003/*0.066*
Support	Pushbuttons, switches and pilot lights	1	**DX1AP52**	0.160/*0.353*
Boot for contact block ZBE10● and ZBE10●3 *(1)*	For protection against dusty environment	1	**ZBZ60**	0.098/*0.216*

(1) Restriction on use: Refer to the product instruction sheet on the Schneider Electric website, Harmony XB5 page.

Control and signaling units Ø 22

Harmony XB5, plastic

Accessories for illuminated pushbuttons: bulbs

DF540771

DL1CJ0●●●

DF540772

DL1CE●●●

DF540773

DL1CF●●●

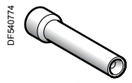
DF540774

XBFX13

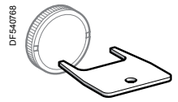
DF540768

ZBZ8

107367

ZB5AZ31

107359

ZB5AZ905

107342

ZB5AZ902

Bulbs with BA 9s base fitting and associated accessories

Illuminated pushbuttons

Description	Characteristics	Color	Sold in lots of	Unit reference	Weight kg/*lb*
LEDs	24 V ≂	White	1	**DL1CJ0241**	0.002/*0.004*
		Green	1	**DL1CJ0243**	0.002/*0.004*
		Red	1	**DL1CJ0244**	0.002/*0.004*
		Orange	1	**DL1CJ0245**	0.002/*0.004*
		Blue	1	**DL1CJ0246**	0.002/*0.004*
	48 V ≂	Green	1	**DL1CJ0483**	0.002/*0.004*
		Red	1	**DL1CJ0484**	0.002/*0.004*
		Orange	1	**DL1CJ0485**	0.002/*0.004*
	6 V - 1.2 W	White	1	**DL1CD0061**	0.002/*0.004*
		Green	1	**DL1CD0063**	0.002/*0.004*
		Red	1	**DL1CD0064**	0.002/*0.004*
		Orange	1	**DL1CD0065**	0.002/*0.004*
		Blue	1	**DL1CD0066**	0.002/*0.004*
Incandescent bulbs	6 V - 1.2 W	–	10	**DL1CB006**	0.002/*0.004*
	24 V - 2 W	–	10	**DL1CE024**	0.002/*0.004*
	120…130 V 2.4 W	–	10	**DL1CE130**	0.002/*0.004*
Neon bulbs	120…130 V	–	10	**DL1CF110**	0.002/*0.004*
	230…240 V	–	10	**DL1CF220**	0.002/*0.004*
Bulb extractor	–	–	1	**XBFX13**	0.005/*0.011*
Lens cap tightening tool	Illuminated pushbuttons, with flush push	–	1	**ZBZ8**	0.009/*0.020*

Description	Application	Color	Sold in lots of	Unit reference	Weight kg/*lb*
Add-on square trim	Gives a square appearance to ZB5A circular heads	Black	10	**ZB5AZ31**	0.002/*0.004*
		Green	10	**ZB5AZ1715626002**	0.002/*0.004*
		Red	10	**ZB5AZ1715626001**	0.002/*0.004*
		Blue	10	**ZB5AZ1715626003**	0.002/*0.004*
Nut	Fixing ZB5A head		10	**ZB5AZ901**	0.002/*0.004*
Bezel tool	Tightening head fixing nut ZB5AZ901		1	**ZB5AZ905**	0.016/*0.035*
Anti-rotation plate	Selector switches and Emergency stop pusbuttons heads ZB5A		10	**ZB5AZ902**	0.008/*0.018*

Presentation : page 4
Description : page 5

Control and signaling units Ø 22

Harmony XB5, plastic

Accessories for pushbuttons: keys

PF100885

ZBG455

PF100884

ZBDLU1

PF523999

ZBG455P

PF100233

ZBGP

PF100232

ZBDD2

Replacement keys

Description	Key number	Reference	Weight kg/*lb*
For latching mushroom head pushbuttons and selector switches			
Sets of 2 keys	455	**ZBG455**	0.013/*0.029*
	421E	**ZBG421E**	0.014/*0.031*
	458A	**ZBG458A**	0.014/*0.031*
	520E	**ZBG520E**	0.014/*0.031*
	3131A	**ZBG3131A**	0.014/*0.031*
	4A185	**ZBDA185**	0.014/*0.031*
	LU1	**ZBDLU1**	0.014/*0.031*
	LU2	**ZBDLU2**	0.014/*0.031*
	LU3	**ZBDLU3**	0.014/*0.031*
	LU4	**ZBDLU4**	0.014/*0.031*
	LU5	**ZBDLU5**	0.014/*0.031*
	LU6	**ZBDLU6**	0.014/*0.031*
	LU7	**ZBDLU7**	0.014/*0.031*
	LU8	**ZBDLU8**	0.014/*0.031*
	LU9	**ZBDLU9**	0.014/*0.031*
	LU10	**ZBDLU10**	0.014/*0.031*
	LU11	**ZBDLU11**	0.014/*0.031*
	LU12	**ZBDLU12**	0.014/*0.031*
	LU13	**ZBDLU13**	0.014/*0.031*
	LU14	**ZBDLU14**	0.014/*0.031*
	8D1	**ZBD8D1**	0.014/*0.031*
	Specific key	**ZBGK** *(1)*	0.014/*0.031*
For booted selector switches			
Sets of 2 keys, one of which supplied booted (rubber boot)	455	**ZBG455P**	–
	421E	**ZBG421EP**	–
	458A	**ZBG458AP**	–
	520E	**ZBG520EP**	–
	3131A	**ZBG3131AP**	–

Accessory for key switches *(2)*

Description	Function	Reference	Weight kg/*lb*
Keyhole cover (rubber boot)	Protection of lock barrel when no key inserted in lock	**ZBGP**	0.005/*0.011*

Boot for standard handle

Description	For use with	Sold in lots of	Unit reference	Weight kg/*lb*
Boot for standard handle	**ZB4BD●● and ZB5AD●●**	5	**ZBDD2**	0.005/*0.011*

(1) Key number to be added when ordering.

(2) Not compatible with products with key TEC10.

Product reference index

A

APE1C2150 53
APE1C2250 53
APE1PRE21 53

D

DL1CB006 72
DL1CD0061 72
DL1CD0063 72
DL1CD0064 72
DL1CD0065 72
DL1CD0066 72
DL1CE024 72
DL1CE130 72
DL1CF110 72
DL1CF220 72
DL1CJ0241 72
DL1CJ0243 72
DL1CJ0244 72
DL1CJ0245 72
DL1CJ0246 72
DL1CJ0483 72
DL1CJ0484 72
DL1CJ0485 72
DX1AP52 71

N

NSYSM10M5HP 71
NSYSPCP 71

X

XB5AA11 16
XB5AA21 16
XB5AA31 16
XB5AA42 16
XB5AA51 16
XB5AA61 16
XB5AA801 44
XB5AA802 44
XB5AA831 44
XB5AA832 44
XB5AA841 44
XB5AA842 44
XB5AA861 44
XB5AA862 44
XB5AA3311 20
XB5AA3341 20
XB5AA3351 20
XB5AA4322 20
XB5AA84101 44
XB5AA84201 44
XB5AA86102 44
XB5AA86202 44
XB5AA711237 27
XB5AA731327 27
XB5AC21 28
XB5AD21 34
XB5AD25 34
XB5AD33 34
XB5AD41 34
XB5AD53 34
XB5AD912R1K 44
XB5AD912R4K7 44
XB5AD912R10K 44
XB5AD912R47K 44
XB5AD912R100K 44
XB5AD912R470K 44
XB5AG03 36
XB5AG21 36
XB5AG33 36
XB5AG41 36
XB5AG61 36
XB5AJ21 35
XB5AJ33 35
XB5AJ53 35
XB5AK123B5 38
XB5AK123G5 38
XB5AK123M5 38
XB5AK124B5 38
XB5AK124G5 38
XB5AK124M5 38
XB5AK125B5 38
XB5AK125G5 38
XB5AK125M5 38
XB5AK133B5 38
XB5AK133G5 38
XB5AK133M5 38
XB5AK134B5 38
XB5AK134G5 38
XB5AK134M5 38
XB5AK135B5 38
XB5AK135G5 38
XB5AK135M5 38
XB5AL42 18
XB5AL4322 20
XB5AL73415 26
XB5AL84101 44
XB5AL84201 44
XB5AP21 19
XB5AP31 19
XB5AP42 19
XB5AP51 19
XB5AP61 19
XB5AS8442 30
XB5AS8444 30
XB5AS8445 30
XB5AS9442 30
XB5AS9445 30
XB5AS84449 31
XB5AS86449B4 31
XB5AT842 30
XB5AT845 30
XB5AV5B1 42
XB5AV5B3 42
XB5AV5B4 42
XB5AV5B5 42
XB5AV5B6 42
XB5AV31 42
XB5AV33 42
XB5AV34 42
XB5AV35 42
XB5AV41 42
XB5AV43 42
XB5AV44 42
XB5AV45 42
XB5AV61 42
XB5AV63 42
XB5AV64 42
XB5AV65 42
XB5AVB1 40
XB5AVB3 40
XB5AVB4 40
XB5AVB5 40
XB5AVB6 40
XB5AVG1 40
XB5AVG3 40
XB5AVG4 40
XB5AVG5 40
XB5AVG6 40
XB5AVM1 40
XB5AVM3 40
XB5AVM4 40
XB5AVM5 40
XB5AVM6 40
XB5AW31B5 21
XB5AW31G5 21
XB5AW31M5 21
XB5AW33B5 21
XB5AW33G5 21
XB5AW33M5 21
XB5AW34B5 21
XB5AW34G5 21
XB5AW34M5 21
XB5AW35B5 21
XB5AW35G5 21
XB5AW35M5 21
XB5AW36B5 21
XB5AW36G5 21
XB5AW36M5 21
XB5AW3135 24
XB5AW3145 24
XB5AW3165 24
XB5AW3335 24
XB5AW3345 24
XB5AW3365 24
XB5AW3435 24
XB5AW3445 24
XB5AW3465 24
XB5AW3535 24
XB5AW3545 24
XB5AW3565 24
XB5AW73731B5 26
XB5AW73731G5 26
XB5AW73731M5 26
XB5DSB 45
XB5DSG 45
XB5DSM 45
XB5DT1S 45
XB5DTB22 45
XB5DTB23 45
XB5DTB24 45
XB5DTB25 45
XB5DTGM2 45
XB5DTGM3 45
XB5DTGM4 45
XB5DTGM5 45
XB5EV57K4 43
XB5EV57L4 43
XB5EVB1 40
XB5EVB3 40
XB5EVB4 40
XB5EVB5 40
XB5EVB6 40
XB5EVB8 40
XB5EVG1 40
XB5EVG3 40
XB5EVG4 40
XB5EVG5 40
XB5EVG6 40
XB5EVG8 40
XB5EVM1 40
XB5EVM3 40
XB5EVM4 40
XB5EVM5 40
XB5EVM6 40
XB5EVM8 40
XB5KSB 45
XB5KSG 45
XB5KSM 45
XB5PRJ45 45
XB5PUSB3 45
XBFX13 72
XD5PA12 46
XD5PA14 46
XD5PA22 46
XD5PA24 46

Z

ZB2BE101 48
ZB2BE102 48
ZB4BZ007 71
ZB4BZ62 70
ZB4BZ64 70
ZB4BZ65 70
ZB4BZ66 70
ZB4BZ0077 71
ZB4BZ106 48
ZB4BZ107 48
ZB5AA0 16
ZB5AA1 16
ZB5AA2 16
ZB5AA3 16
ZB5AA4 16
ZB5AA5 16
ZB5AA6 16
ZB5AA8 16
ZB5AA9 16
ZB5AA14 16
ZB5AA16 17
ZB5AA18 16, 22
ZB5AA24 16
ZB5AA26 17
ZB5AA34 16
ZB5AA36 17
ZB5AA38 16, 22
ZB5AA44 16
ZB5AA46 17
ZB5AA48 16, 22
ZB5AA54 16
ZB5AA56 17
ZB5AA58 16, 22
ZB5AA64 16
ZB5AA66 17
ZB5AA68 16, 22
ZB5AA79 26
ZB5AA88 22
ZB5AA131 20
ZB5AA133 20
ZB5AA136 20
ZB5AA141 20
ZB5AA142 20
ZB5AA145 20
ZB5AA232 20
ZB5AA233 20
ZB5AA234 20
ZB5AA235 20
ZB5AA245 20
ZB5AA331 20
ZB5AA333 20
ZB5AA334 20
ZB5AA335 20
ZB5AA336 20
ZB5AA341 20
ZB5AA342 20
ZB5AA343 20
ZB5AA344 20
ZB5AA432 20
ZB5AA433 20
ZB5AA434 20
ZB5AA435 20
ZB5AA791 27
ZB5AA7120 26
ZB5AA7121 26
ZB5AA7213 26
ZB5AA7340 26
ZB5AA7341 26
ZB5AA71115 27
ZB5AA71123 27
ZB5AA71124 27
ZB5AA72124 27
ZB5AA73132 27
ZB5AA73133 27
ZB5AA73134 27
ZB5AA73135 27
ZB5AC2 28
ZB5AC3 28
ZB5AC4 28
ZB5AC5 28
ZB5AC6 28

ZB5AC24	*28*
ZB5AC34	*28*
ZB5AC44	*28*
ZB5AC54	*28*
ZB5AC64	*28*
ZB5AD2	*34*
ZB5AD3	*34*
ZB5AD4	*34*
ZB5AD5	*34*
ZB5AD7	*34*
ZB5AD8	*34*
ZB5AD28	*37*
ZB5AD29	*37*
ZB5AD39	*37*
ZB5AD48	*37*
ZB5AD49	*37*
ZB5AD59	*37*
ZB5AD79	*37*
ZB5AD89	*37*
ZB5AD912	*44*
ZB5AD922	*44*
ZB5AD2801	*37*
ZB5AD2804	*37*
ZB5AD2806	*37*
ZB5AF	*33*
ZB5AF351	*33*
ZB5AFDA	*33*
ZB5AFDB	*33*
ZB5AFDC	*33*
ZB5AFDD	*33*
ZB5AFDE01	*33*
ZB5AFDE02	*33*
ZB5AFDE03	*33*
ZB5AFDE04	*33*
ZB5AFDE05	*33*
ZB5AFDE06	*33*
ZB5AFDE07	*33*
ZB5AFDE08	*33*
ZB5AFDE09	*33*
ZB5AFDE10	*33*
ZB5AFDE11	*33*
ZB5AFDE12	*33*
ZB5AFDE13	*33*
ZB5AFDE14	*33*
ZB5AFDE15	*33*
ZB5AG0	*36*
ZB5AG0D	*37*
ZB5AG1	*36*
ZB5AG1D	*37*
ZB5AG2	*36*
ZB5AG02	*36*
ZB5AG2D	*37*
ZB5AG02D	*37*
ZB5AG3	*36*
ZB5AG3D	*37*
ZB5AG03D	*37*
ZB5AG4	*36*
ZB5AG4D	*37*
ZB5AG04D	*37*
ZB5AG5	*36*
ZB5AG05	*36*
ZB5AG5D	*37*
ZB5AG05D	*37*
ZB5AG6	*36*
ZB5AG6D	*37*
ZB5AG06D	*37*
ZB5AG7	*36*
ZB5AG07D	*37*
ZB5AG7D	*37*
ZB5AG8	*36*
ZB5AG08	*36*
ZB5AG8D	*37*
ZB5AG08D	*37*
ZB5AG9	*36*
ZB5AG09	*36*
ZB5AG9D	*37*
ZB5AG09D	*37*
ZB5AH0	*32*
ZB5AH01	*32*
ZB5AH1	*32*
ZB5AH02	*32*
ZB5AH2	*32*
ZB5AH03	*32*
ZB5AH3	*32*
ZB5AH04	*32*
ZB5AH4	*32*
ZB5AH05	*32*
ZB5AH5	*32*
ZB5AH06	*32*
ZB5AH6	*32*
ZB5AH013	*32*
ZB5AH13	*32*
ZB5AH033	*32*
ZB5AH33	*32*
ZB5AH043	*32*
ZB5AH43	*32*
ZB5AH053	*32*
ZB5AH53	*32*
ZB5AH063	*32*
ZB5AH63	*32*
ZB5AH083	*32*
ZB5AH83	*32*
ZB5AJ2	*35*
ZB5AJ3	*35*
ZB5AJ4	*35*
ZB5AJ5	*35*
ZB5AJ7	*35*
ZB5AJ8	*35*
ZB5AK1213	*39*
ZB5AK1233	*39*
ZB5AK1243	*39*
ZB5AK1253	*39*
ZB5AK1263	*39*
ZB5AK1283	*39*
ZB5AK1313	*39*
ZB5AK1333	*39*
ZB5AK1353	*39*
ZB5AK1363	*39*
ZB5AK1383	*39*
ZB5AK1413	*39*
ZB5AK1433	*39*
ZB5AK1443	*39*
ZB5AK1453	*39*
ZB5AK1463	*39*
ZB5AK1483	*39*
ZB5AK1513	*39*
ZB5AK1533	*39*
ZB5AK1543	*39*
ZB5AK1553	*39*
ZB5AK1563	*39*
ZB5AK1583	*39*
ZB5AK1713	*39*
ZB5AK1733	*39*
ZB5AK1743	*39*
ZB5AK1753	*39*
ZB5AK1763	*39*
ZB5AK1783	*39*
ZB5AK1813	*39*
ZB5AK1833	*39*
ZB5AK1843	*39*
ZB5AK1853	*39*
ZB5AK1863	*39*
ZB5AK1883	*39*
ZB5AL1	*18*
ZB5AL2	*18*
ZB5AL3	*18*
ZB5AL4	*18*
ZB5AL5	*18*
ZB5AL6	*18*
ZB5AL232	*20*
ZB5AL233	*20*
ZB5AL234	*20*
ZB5AL235	*20*
ZB5AL432	*20*
ZB5AL433	*20*
ZB5AL434	*20*
ZB5AL435	*20*
ZB5AL7340	*26*
ZB5AL7341	*26*
ZB5AP1	*19*
ZB5AP1S	*19* *62*
ZB5AP2	*19*
ZB5AP2S	*19* *62*
ZB5AP3	*19*
ZB5AP3S	*19* *62*
ZB5AP4	*19*
ZB5AP4S	*19* *62*
ZB5AP5	*19*
ZB5AP5S	*19* *62*
ZB5AP6	*19*
ZB5AP6S	*19* *62*
ZB5AP18	*19*
ZB5AP38	*19*
ZB5AP48	*19*
ZB5AP58	*19*
ZB5AP68	*19*
ZB5AP183	*19*
ZB5AP383	*19*
ZB5AP483	*19*
ZB5AP583	*19*
ZB5AP683	*19*
ZB5APp83	*62*
ZB5AR2	*28*
ZB5AR3	*28*
ZB5AR4	*28*
ZB5AR5	*28*
ZB5AR6	*28*
ZB5AR216	*28*
ZB5AR316	*28*
ZB5AR416	*28*
ZB5AR516	*28*
ZB5AR616	*28*
ZB5AS12	*29*
ZB5AS22	*29*
ZB5AS42	*29*
ZB5AS52	*29*
ZB5AS55	*29*
ZB5AS62	*29*
ZB5AS72	*29*
ZB5AS834	*30*
ZB5AS842Y	*31*
ZB5AS844	*30*
ZB5AS934	*30*
ZB5AS942Y	*31*
ZB5AS944	*30*
ZB5AS944D	*30*
ZB5AS964	*30*
ZB5AT2	*29*
ZB5AT24	*29*
ZB5AT82Y	*31*
ZB5AT84	*30*
ZB5AT844	*30*
ZB5AT8643M	*30*
ZB5AV01	*42*
ZB5AV01S	*42*
ZB5AV003	*41*
ZB5AV03	*42*
ZB5AV3	*59*
ZB5AV3D1	*59*
ZB5AV3D3	*59*
ZB5AV3D4	*59*
ZB5AV3D5	*59*
ZB5AV3D6	*59*
ZB5AV03S	*42*
ZB5AV04	*42*
ZB5AV4	*59*
ZB5AV4D1	*59*
ZB5AV4D3	*59*
ZB5AV4D4	*59*
ZB5AV4D5	*59*
ZB5AV4D6	*59*
ZB5AV04S	*42*
ZB5AV05	*42*
ZB5AV5	*59*
ZB5AV5D1	*59*
ZB5AV5D3	*59*
ZB5AV5D4	*59*
ZB5AV5D5	*59*
ZB5AV5D6	*59*
ZB5AV05S	*42*
ZB5AV06	*42*
ZB5AV6	*59*
ZB5AV06S	*42*
ZB5AV07	*42*
ZB5AV07S	*42*
ZB5AV8	*59*
ZB5AV9	*59*
ZB5AV013	*41*
ZB5AV013E	*41*
ZB5AV013S	*41*
ZB5AV18B1	*57*
ZB5AV18B3	*57*
ZB5AV18B4	*57*
ZB5AV18B5	*57*
ZB5AV18B6	*57*
ZB5AV18G1	*57*
ZB5AV18G3	*57*
ZB5AV18G4	*57*
ZB5AV18G5	*57*
ZB5AV18G6	*57*
ZB5AV18M1	*57*
ZB5AV18M3	*57*
ZB5AV18M4	*57*
ZB5AV18M5	*57*
ZB5AV18M6	*57*
ZB5AV033	*41*
ZB5AV033E	*41*
ZB5AV033S	*41*
ZB5AV043	*41*
ZB5AV043E	*41*
ZB5AV043S	*41*
ZB5AV053	*41*
ZB5AV053E	*41*
ZB5AV053S	*41*
ZB5AV063	*41*
ZB5AV063E	*41*
ZB5AV063S	*41*
ZB5AV083	*41*
ZB5AV083E	*41*
ZB5AV083S	*41*
ZB5AV156	*59*
ZB5AVB1	*56*
ZB5AVB3	*56*
ZB5AVB4	*56*
ZB5AVB5	*56*
ZB5AVB6	*56*
ZB5AVB1156	*57*
ZB5AVB3156	*57*
ZB5AVB4156	*57*
ZB5AVB5156	*57*
ZB5AVB6156	*57*
ZB5AVBG1	*56*
ZB5AVBG3	*56*
ZB5AVBG4	*56*
ZB5AVBG5	*56*
ZB5AVBG6	*56*

ZB5AVG1	*56*
ZB5AVG3	*56*
ZB5AVG4	*56*
ZB5AVG5	*56*
ZB5AVG6	*56*
ZB5AVJ1	*56*
ZB5AVJ3	*56*
ZB5AVJ4	*56*
ZB5AVJ5	*56*
ZB5AVJ6	*56*
ZB5AVM1	*56*
ZB5AVM3	*56*
ZB5AVM4	*56*
ZB5AVM5	*56*
ZB5AVM6	*56*
ZB5AW0B11	*54*
ZB5AW0B12	*54*
ZB5AW0B13	*54*
ZB5AW0B15	*54*
ZB5AW0B31	*54*
ZB5AW0B32	*54*
ZB5AW0B33	*54*
ZB5AW0B35	*54*
ZB5AW0B41	*54*
ZB5AW0B42	*54*
ZB5AW0B43	*54*
ZB5AW0B45	*54*
(ZB5AW0B45	*38*
ZB5AK1343	*38* *39*
ZB5AW0B51	*54*
ZB5AW0B52	*54*
ZB5AW0B53	*54*
ZB5AW0B55	*54*
ZB5AW0B61	*54*
ZB5AW0B62	*54*
ZB5AW0B63	*54*
ZB5AW0B65	*54*
ZB5AW0G11	*54*
ZB5AW0G12	*54*
ZB5AW0G13	*54*
ZB5AW0G15	*54*
ZB5AW0G31	*54*
ZB5AW0G32	*54*
ZB5AW0G33	*54*
ZB5AW0G35	*54*
ZB5AW0G41	*54*
ZB5AW0G42	*54*
ZB5AW0G43	*54*
ZB5AW0G45	*54*
ZB5AW0G51	*54*
ZB5AW0G52	*54*
ZB5AW0G53	*54*
ZB5AW0G55	*54*
ZB5AW0G61	*54*
ZB5AW0G62	*54*
ZB5AW0G63	*54*
ZB5AW0G65	*54*
ZB5AW0M11	*55*
ZB5AW0M12	*55*
ZB5AW0M13	*55*
ZB5AW0M15	*55*
ZB5AW0M31	*55*
ZB5AW0M32	*55*
ZB5AW0M33	*55*
ZB5AW0M35	*55*
ZB5AW0M41	*55*
ZB5AW0M42	*55*
ZB5AW0M43	*55*
ZB5AW0M45	*55*
ZB5AW0M51	*55*
ZB5AW0M52	*55*
ZB5AW0M53	*55*
ZB5AW0M55	*55*
ZB5AW0M61	*55*
ZB5AW0M62	*55*
ZB5AW0M63	*55*
ZB5AW0M65	*55*
ZB5AW03D15	*58*
ZB5AW03D35	*58*
ZB5AW03D45	*58*
ZB5AW03D55	*58*
ZB5AW03D65	*58*
ZB5AW04D15	*58*
ZB5AW04D35	*58*
ZB5AW04D45	*58*
ZB5AW04D55	*58*
ZB5AW04D65	*58*
ZB5AW05D15	*58*
ZB5AW05D35	*58*
ZB5AW05D45	*58*
ZB5AW05D55	*58*
ZB5AW05D65	*58*
ZB5AW7A9	*26*
ZB5AW7A1715	*26*
ZB5AW7A1720	*26*
ZB5AW7A1721	*26*
ZB5AW7A1724	*26*
ZB5AW7A3740	*26*
ZB5AW7A3741	*26*
ZB5AW7L3740	*26*
ZB5AW7L3741	*26*
ZB5AW11	*25*
ZB5AW11S	*25*
ZB5AW13	*25*
ZB5AW13S	*25*
ZB5AW14	*25*
ZB5AW14S	*25*
ZB5AW15	*25*
ZB5AW15S	*25*
ZB5AW16	*25*
ZB5AW16S	*25*
ZB5AW17	*25*
ZB5AW17S	*25*
ZB5AW31	*24*
ZB5AW031	*58*
ZB5AW31S	*24*
ZB5AW33	*24*
ZB5AW33S	*24*
ZB5AW34	*24*
ZB5AW34S	*24*
ZB5AW35	*24*
ZB5AW035	*58*
ZB5AW35S	*24*
ZB5AW36	*24*
ZB5AW36S	*24*
ZB5AW37	*24*
ZB5AW37S	*24*
ZB5AW041	*58*
ZB5AW045	*58*
ZB5AW051	*58*
ZB5AW055	*58*
ZB5AW061	*58*
ZB5AW062	*58*
ZB5AW063	*58*
ZB5AW065	*58*
ZB5AW113	*23*
ZB5AW113S	*23*
ZB5AW133	*23*
ZB5AW133S	*23*
ZB5AW143	*23*
ZB5AW143S	*23*
ZB5AW153	*23*
ZB5AW153S	*23*
ZB5AW163	*23*
ZB5AW163S	*23*
ZB5AW183	*23*
ZB5AW183S	*23*
ZB5AW313	*22*
ZB5AW313S	*22*
ZB5AW333	*22*
ZB5AW333S	*22*
ZB5AW343	*22*
ZB5AW343S	*22*
ZB5AW353	*22*
ZB5AW353S	*22*
ZB5AW363	*22*
ZB5AW363S	*22*
ZB5AW383	*22*
ZB5AW383S	*22*
ZB5AW513	*22*
ZB5AW533	*22*
ZB5AW543	*22*
ZB5AW553	*22*
ZB5AW563	*22*
ZB5AW583	*22*
ZB5AW713	*29*
ZB5AW733	*29*
ZB5AW743	*30*
ZB5AW753	*29*
ZB5AW763	*29*
ZB5AW913	*22*
ZB5AW933	*22*
ZB5AW943	*22*
ZB5AW953	*22*
ZB5AW963	*22*
ZB5AW983	*22*
ZB5AX2	*29*
ZB5AX84	*30*
ZB5AZ009	*48* *50* *51* *53*
ZB5AZ021	*71*
ZB5AZ022	*71*
ZB5AZ023	*71*
ZB5AZ024	*71*
ZB5AZ025	*71*
ZB5AZ026	*71*
ZB5AZ31	*72*
ZB5AZ079	*51*
ZB5AZ101	*48*
ZB5AZ102	*48*
ZB5AZ103	*48*
ZB5AZ104	*48*
ZB5AZ105	*48*
ZB5AZ141	*48*
ZB5AZ901	*72*
ZB5AZ902	*72*
ZB5AZ905	*72*
ZB5AZ1013	*52*
ZB5AZ1014	*53*
ZB5AZ1015	*50*
ZB5AZ1023	*52*
ZB5AZ1024	*53*
ZB5AZ1025	*50*
ZB5AZ1033	*52*
ZB5AZ1034	*53*
ZB5AZ1035	*50*
ZB5AZ1043	*52*
ZB5AZ1044	*53*
ZB5AZ1045	*50*
ZB5AZ1053	*52*
ZB5AZ1054	*53*
ZB5AZ1055	*50*
ZB5AZ1414	*53*
ZB5AZ1715626001	*72*
ZB5AZ1715626002	*72*
ZB5AZ1715626003	*72*
ZB5CA0	*16*
ZB5CA1	*16*
ZB5CA2	*16*
ZB5CA3	*16*
ZB5CA4	*16*
ZB5CA5	*16*
ZB5CA6	*16*
ZB5CA16	*17*
ZB5CA26	*17*
ZB5CA36	*17*
ZB5CA46	*17*
ZB5CA56	*17*
ZB5CA66	*17*
ZB5CA331	*20*
ZB5CA432	*20*
ZB5CA2912	*20*
ZB5CA2934	*20*
ZB5CA6939	*20*
ZB5CH0	*32*
ZB5CH01	*32*
ZB5CH02	*32*
ZB5CH03	*32*
ZB5CH04	*32*
ZB5CH05	*32*
ZB5CH06	*32*
ZB5CH313	*32*
ZB5CH333	*32*
ZB5CH343	*32*
ZB5CH353	*32*
ZB5CH363	*32*
ZB5CL1	*18*
ZB5CL2	*18*
ZB5CL3	*18*
ZB5CL4	*18*
ZB5CL5	*18*
ZB5CL6	*18*
ZB5CV003	*41*
ZB5CV013	*41*
ZB5CV033	*41*
ZB5CV043	*41*
ZB5CV053	*41*
ZB5CV063	*41*
ZB5CW113	*23*
ZB5CW133	*23*
ZB5CW143	*23*
ZB5CW153	*23*
ZB5CW163	*23*
ZB5CW313	*22*
ZB5CW333	*22*
ZB5CW343	*22*
ZB5CW353	*22*
ZB5CW363	*22*
ZB5CW3136	*22*
ZB5CW3336	*22*
ZB5CW3436	*22*
ZB5CW3536	*22*
ZB5CW3636	*22*
ZB5SZ3	*71*
ZB5SZ5	*71*
ZBA1	*60*
ZBA2	*60*
ZBA3	*60*
ZBA4	*60*
ZBA5	*60*
ZBA6	*60*
ZBA9	*60*
ZBA71	*27*
ZBA72	*27*
ZBA73	*27*
ZBA74	*27*
ZBA75	*27*
ZBA76	*27*
ZBA131	*61*
ZBA133	*61*
ZBA136	*61*
ZBA137	*61*
ZBA141	*61*
ZBA142	*61*
ZBA145	*61*
ZBA232	*61*
ZBA233	*61*

Product reference index

ZBA234 61
ZBA235 61
ZBA245 61
ZBA331 61
ZBA333 61
ZBA334 61
ZBA335 61
ZBA336 61
ZBA337 61
ZBA338 61
ZBA341 61
ZBA342 61
ZBA343 61
ZBA344 61
ZBA346 61
ZBA432 61
ZBA433 61
ZBA434 61
ZBA435 61
ZBA639 61
ZBA708 27
ZBA709 27
ZBA710 27
ZBA2934 61
ZBA2935 61
ZBA7131 27
ZBA7134 27
ZBA7138 27
ZBA7232 27
ZBA7233 27
ZBA7235 27
ZBA7237 27
ZBA7331 27
ZBA7333 27
ZBA7335 27
ZBA7336 27
ZBA7432 27
ZBC1 60
ZBC2 60
ZBC3 60
ZBC4 60
ZBC5 60
ZBC6 60
ZBCV0113 63
ZBCV0133 63
ZBCV0143 63
ZBCV0153 63
ZBCV0163 63
ZBCW9113 63
ZBCW9133 63
ZBCW9143 63
ZBCW9153 63
ZBCW9163 63
ZBCW9313 63
ZBCW9333 63
ZBCW9343 63
ZBCW9353 63
ZBCW9363 63
ZBD8D1 73
ZBDA185 73
ZBDD2 73
ZBDLU1 73
ZBDLU2 73
ZBDLU3 73
ZBDLU4 73
ZBDLU5 73
ZBDLU6 73
ZBDLU7 73
ZBDLU8 73
ZBDLU9 73
ZBDLU10 73
ZBDLU11 73
ZBDLU12 73
ZBDLU13 73
ZBDLU14 73
ZBE000 71
ZBE101 48
ZBE102 48
ZBE201 48
ZBE202 48
ZBE203 48
ZBE204 48
ZBE205 48
ZBE501 48
ZBE502 48
ZBE503 48
ZBE504 48
ZBE505 48
ZBE701 51
ZBE702 51
ZBE1013 52
ZBE1014 53
ZBE1015 50
ZBE1016 48
ZBE1016P 48
ZBE1016P3 52
ZBE1023 52
ZBE1024 53
ZBE1025 50
ZBE1026 48
ZBE1026P 48
ZBE1026P3 52
ZBE2013 52
ZBE2023 52
ZBE2033 52
ZBE2043 52
ZBE2053 52
ZBE5013 52
ZBE5023 52
ZBE5033 52
ZBE5043 52
ZBE5053 52
ZBE7016 51
ZBE7026 51
ZBE10163 52
ZBE10263 52
ZBG421E 73
ZBG421EP 73
ZBG455 73
ZBG455P 73
ZBG458A 73
ZBG458AP 73
ZBG520E 73
ZBG520EP 73
ZBG2201 47
ZBG2401 47
ZBG3131A 73
ZBG3131AP 73
ZBG4201 47
ZBG4401 47
ZBGK 73
ZBGP 73
ZBL1 60
ZBL2 60
ZBL3 60
ZBL4 60
ZBL5 60
ZBL6 60
ZBL9 60
ZBP0 62
ZBP0A 62
ZBP011 62
ZBP012 62
ZBP013 62
ZBP014 62
ZBP015 62
ZBP016 62
ZBP017 62
ZBPA 62
ZBSP1 71
ZBSP2 71
ZBSP3 71
ZBVB8 49
ZBVG8 49
ZBVM8 49
ZBV5B 49
ZBV6 59
ZBV011 63
ZBV013 63
ZBV014 63
ZBV015 63
ZBV016 63
ZBV017 63
ZBV18B1 49
ZBV18B3 49
ZBV18B4 49
ZBV18B5 49
ZBV18B6 49
ZBV18G1 49
ZBV18G3 49
ZBV18G4 49
ZBV18G5 49
ZBV18G6 49
ZBV18M1 49
ZBV18M3 49
ZBV18M4 49
ZBV18M5 49
ZBV18M6 49
ZBV0103S 63
ZBV0113 63
ZBV0133 63
ZBV0143 63
ZBV0153 63
ZBV0163 63
ZBVB1 49
ZBVB3 49
ZBVB4 49
ZBVB5 49
ZBVB6 49
ZBVB14 53
ZBVB15 50
ZBVB17 51
ZBVB34 53
ZBVB35 50
ZBVB37 51
ZBVB44 53
ZBVB45 50
ZBVB47 51
ZBVB54 53
ZBVB55 50
ZBVB57 51
ZBVB64 53
ZBVB65 50
ZBVB67 51
ZBVBG1 49
ZBVBG3 49
ZBVBG4 49
ZBVBG5 49
ZBVBG6 49
ZBVG1 49
ZBVG3 49
ZBVG4 49
ZBVG5 49
ZBVG6 49
ZBVG14 53
ZBVG15 50
ZBVG34 53
ZBVG35 50
ZBVG44 53
ZBVG45 50
ZBVG54 53
ZBVG55 50
ZBVG64 53
ZBVG65 50
ZBVJ1 49
ZBVJ3 49
ZBVJ4 49
ZBVJ5 49
ZBVJ6 49
ZBVJ15 50
ZBVJ35 50
ZBVJ45 50
ZBVJ55 50
ZBVJ65 50
ZBVM1 49
ZBVM3 49
ZBVM4 49
ZBVM5 49
ZBVM6 49
ZBVM14 53
ZBVM15 50
ZBVM34 53
ZBVM35 50
ZBVM44 53
ZBVM45 50
ZBVM54 53
ZBVM55 50
ZBVM64 53
ZBVM65 50
ZBW911 63
ZBW913 63
ZBW914 63
ZBW915 63
ZBW916 63
ZBW917 63
ZBW931 63
ZBW933 63
ZBW934 63
ZBW935 63
ZBW936 63
ZBW937 63
ZBW9113 63
ZBW9133 63
ZBW9143 63
ZBW9153 63
ZBW9163 63
ZBW9313 63
ZBW9333 63
ZBW9343 63
ZBW9353 63
ZBW9363 63
ZBY001 48, 50, 52
ZBY2H101 64
ZBY4H101 64
ZBY6H101 68
ZBY6H102 68
ZBY0101 66
ZBY0102 66
ZBY0104 64
ZBY00104 66
ZBY0123 64
ZBY00123 66
ZBY0140 66
ZBY1101 69
ZBY1103 69
ZBY1104 69
ZBY1105 69
ZBY1106 69
ZBY1107 69
ZBY1108 69
ZBY1115 69
ZBY1116 69
ZBY1146 69
ZBY1147 69
ZBY1148 69
ZBY1149 69
ZBY1203 69
ZBY1204 69
ZBY1207 69

Product reference index

ZBY1208 69
ZBY1214 69
ZBY1303 69
ZBY1304 69
ZBY1311 69
ZBY1312 69
ZBY1316 69
ZBY1912 69
ZBY2101 64
ZBY2103 64
ZBY02103 66
ZBY2104 64
ZBY02104 66
ZBY2105 64
ZBY02105 66
ZBY2106 64
ZBY02106 66
ZBY2107 64
ZBY02107 66
ZBY2108 64
ZBY02108 66
ZBY2109 64
ZBY02109 66
ZBY2110 64
ZBY02110 66
ZBY2111 64
ZBY02111 66
ZBY2112 64
ZBY02112 66
ZBY2113 64
ZBY02113 66
ZBY2114 64
ZBY02114 66
ZBY2115 64
ZBY02115 66
ZBY2116 64
ZBY02116 66
ZBY2123 64
ZBY02123 66
ZBY2126 64
ZBY02126 66
ZBY2127 64
ZBY02127 66
ZBY2128 64
ZBY02128 66
ZBY2129 64
ZBY02129 66
ZBY02130 66
ZBY2130 64
ZBY2131 64
ZBY02131 66
ZBY2132 64
ZBY02132 66
ZBY2133 64
ZBY02133 66
ZBY2134 64
ZBY02134 66
ZBY2135 64
ZBY02135 66
ZBY2146 64
ZBY02146 66
ZBY2147 64
ZBY02147 66
ZBY2148 64
ZBY02148 66
ZBY2164 64
ZBY02164 66
ZBY2165 64
ZBY02165 66
ZBY2166 64
ZBY02166 66
ZBY2167 64
ZBY02167 66
ZBY2178 64
ZBY02178 66
ZBY2179 64
ZBY02179 66
ZBY2184 64
ZBY02184 66
ZBY2185 64
ZBY02185 66
ZBY2186 64
ZBY02186 66
ZBY2195 64
ZBY02195 66
ZBY2196 64
ZBY02196 66
ZBY2197 64
ZBY02197 66
ZBY2198 64
ZBY02198 66
ZBY2199 64
ZBY02199 66
ZBY2203 65
ZBY02203 67
ZBY2204 65
ZBY02204 67
ZBY2205 65
ZBY02205 67
ZBY2206 65
ZBY02206 67
ZBY2207 65
ZBY02207 67
ZBY2208 65
ZBY02208 67
ZBY2209 65
ZBY02209 67
ZBY2210 65
ZBY02210 67
ZBY2211 65
ZBY02211 67
ZBY2212 65
ZBY02212 67
ZBY2213 65
ZBY02213 67
ZBY2214 65
ZBY02214 67
ZBY2223 65
ZBY02223 67
ZBY2226 65
ZBY02226 67
ZBY2227 65
ZBY02227 67
ZBY2228 65
ZBY02228 67
ZBY2229 65
ZBY02229 67
ZBY2230 65
ZBY02230 67
ZBY2231 65
ZBY02231 67
ZBY2232 65
ZBY02232 67
ZBY2233 65
ZBY02233 67
ZBY2234 65
ZBY02234 67
ZBY2235 65
ZBY02235 67
ZBY2265 65
ZBY02265 67
ZBY2266 65
ZBY02266 67
ZBY2267 65
ZBY02267 67
ZBY2284 65
ZBY02284 67
ZBY2295 65
ZBY02295 67
ZBY2297 65
ZBY02297 67
ZBY2298 65
ZBY02298 67
ZBY2299 65
ZBY02299 67
ZBY2303 65
ZBY02303 67
ZBY2304 64
ZBY02304 66
ZBY2305 65
ZBY02305 67
ZBY2306 65
ZBY02306 67
ZBY2307 65
ZBY02307 67
ZBY2308 65
ZBY02308 67
ZBY2309 65
ZBY02309 67
ZBY2310 65
ZBY02310 67
ZBY2311 65
ZBY02311 67
ZBY2312 65
ZBY02312 67
ZBY2313 65
ZBY02313 67
ZBY2314 65
ZBY02314 67
ZBY2316 65
ZBY02316 67
ZBY2321 65
ZBY02321 67
ZBY2322 65
ZBY02322 67
ZBY2323 65
ZBY02323 67
ZBY2326 65
ZBY02326 67
ZBY2327 65
ZBY02327 67
ZBY2328 65
ZBY02328 67
ZBY2330 65
ZBY02330 67
ZBY2334 65
ZBY02334 67
ZBY2364 65
ZBY02364 67
ZBY2366 65
ZBY02366 67
ZBY2367 65
ZBY02367 67
ZBY2385 65
ZBY02385 67
ZBY2387 65
ZBY02387 67
ZBY2931 64
ZBY02931 66
ZBY4100 67
ZBY4101 64
ZBY4140 64
ZBY5100 68
ZBY5101 68
ZBY5102 68
ZBY6101 68
ZBY6102 68
ZBY6140 68
ZBY8101 69
ZBY8130 69
ZBY8140 69
ZBY8160 69
ZBY8230 69
ZBY8260 69
ZBY8330 69
ZBY8360 69
ZBY8430 69
ZBY8460 69
ZBY8630 69
ZBY8660 69
ZBY9101 69
ZBY9101T 70
ZBY9120 31, 70
ZBY9121 31, 70
ZBY9130T 70
ZBY9140T 70
ZBY9160 69
ZBY9160T 70
ZBY9220 31, 70
ZBY9230T 70
ZBY9260 69
ZBY9260T 70
ZBY9320 31, 70
ZBY9330T 70
ZBY9360 69
ZBY9360T 70
ZBY9420 31, 70
ZBY9460 69
ZBY9620 31, 70
ZBY9660 69
ZBY55130 68
ZBY55330 68
ZBY22420001 65
ZBY022420001 67
ZBZ001 48, 52
ZBZ003 71
ZBZ006 51
ZBZ007 71
ZBZ8 72
ZBZ010 51
ZBZ011 51
ZBZ012 51
ZBZ28 31, 70
ZBZ32 64
ZBZ33 68
ZBZ34 64
ZBZ35 68
ZBZ58 31, 70
ZBZ60 71
ZBZ1600 70
ZBZ1602 70
ZBZ1604 70
ZBZ1606 70
ZBZ2102 70
ZBZ3605 70
ZBZG156 49
ZBZM156 49
ZBZVG 49
ZBZVM 49
ZD5PA12 47
ZD5PA14 47
ZD5PA22 47
ZD5PA24 47
ZD5PA103 47
ZD5PA203 47

Schneider Electric Canada, Inc.

5985 McLaughlin Road
Mississauga, ON L5R 1B8
Tel: 1-800-565-6699
www.schneider-electric.ca

www.schneider-electric.com/control

The information provided in this documentation contains general descriptions and/or technical characteristics of the performance of the products contained herein. This documentation is not intended as a substitute for and is not to be used for determining suitability or reliability of these products for specific user applications. It is the duty of any such user or integrator to perform the appropriate and complete risk analysis, evaluation and testing of the products with respect to the relevant specific application or use thereof. Neither Schneider Electric nor any of its affiliates or subsidiaries shall be responsible or liable for misuse of the information contained herein.

Design: Schneider Electric
Photos: Schneider Electric

DIA5ED212213EN-CA R2

March 2017 - V7.0